

## Brockton

1322 Belmont Street, Suite 101  
Brockton, MA 02301  
Phone: 508-580-7847  
Fax: 508-559-0559

### Board Members

MaryLynn Peters-Chu, John Condon,  
Archie Gormley, Scott Albanese,  
William Farmer\*  
\*indicates Chairperson

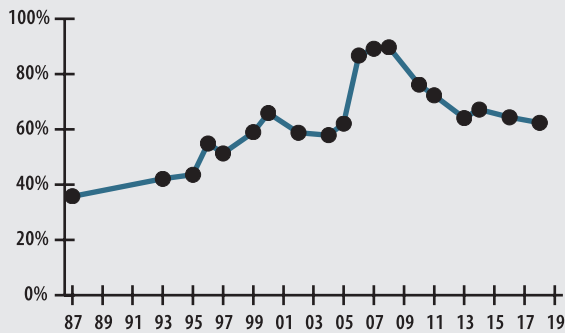
### Board Administrator

Jeanne Martineau

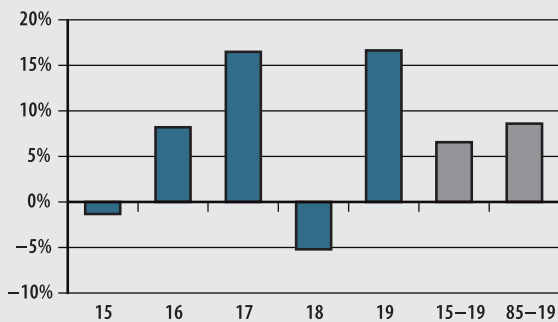
### Board Meeting

Typically one day within the last week  
of month at 1:00 pm

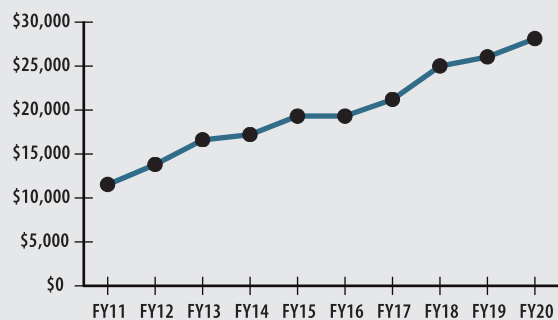
### FUNDED RATIO (1987-2019)



### INVESTMENT RETURN (2015-2019, 5 YEAR AND 35 YEAR AVERAGES)



### 10-YEAR HISTORY OF APPROPRIATIONS (IN THOUSANDS)



### INVESTMENT RETURN HISTORY

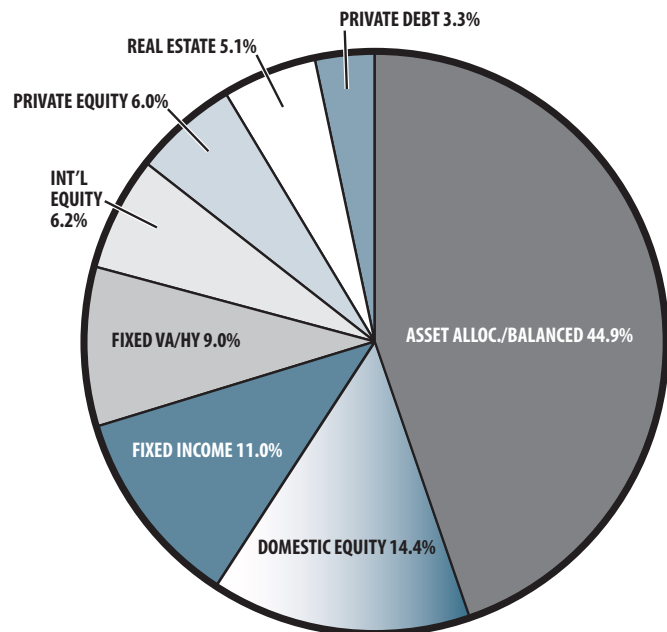
<u>35 years 2019</u>	<u>34 years 2018</u>	<u>33 years 2017</u>
8.62%	8.39%	8.83%
<u>10 years 2019</u>	<u>10 years 2018</u>	<u>10 years 2017</u>
7.67%	8.29%	5.17%
<u>5 years 2019</u>	<u>5 years 2018</u>	<u>5 years 2017</u>
6.59%	4.59%	8.22%

## ACTUARIAL

▶ Funded Ratio	62.4%
▶ Date of Last Valuation	1/1/18
▶ Actuary	KMS
▶ Assumed Rate of Return	7.75%
▶ Funding Schedule	4.0% Increasing Phase-In
▶ Year Fully Funded	2032
▶ Unfunded Liability	\$247.6 M
▶ Total Pension Appropriation (Fiscal 2020)	\$28.1 M

	ACTIVE	RETIRED
▶ Number of Members	1,731	1,284
▶ Total Payroll/Benefit	\$96.1 M	\$40.9 M
▶ Average Salary/Benefit	\$55,500	\$31,800
▶ Average Age	47	74
▶ Average Service	11.9 years	NA

## ASSET ALLOCATION (12/31/19)



## EARNED INCOME OF DISABILITY RETIREES (2018)

▶ Number of Disability Retirees	146
▶ Number Who Reported Earnings	38
▶ Number of Excess Earners	1
▶ Total Amount of Refund Due	\$66,444.12

▶ 2019 Return	16.65%
▶ 2019 Market Value	\$437.6 M
▶ 2015-2019 (Annualized)	6.59%
▶ 1985-2019 (Annualized)	8.62%