

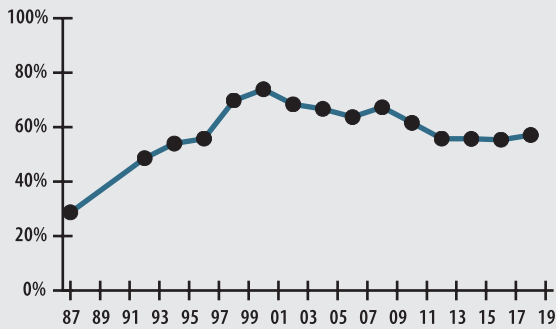
Brookline

Public Health Bldg., Ground Floor
11 Pierce Street
Brookline, MA 02445
Phone: 617-730-2028
Fax: 617-730-2298

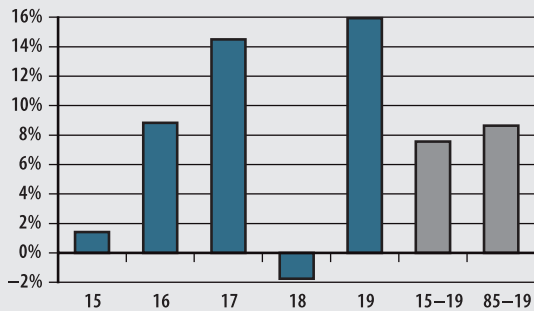
Board Members
Michael DiPietro, Jeana Franconi,
John Canney, Robert Ward,
Gary Altman*
*indicates Chairperson

Board Administrator
Frank Zecha
Board Meeting
Varies

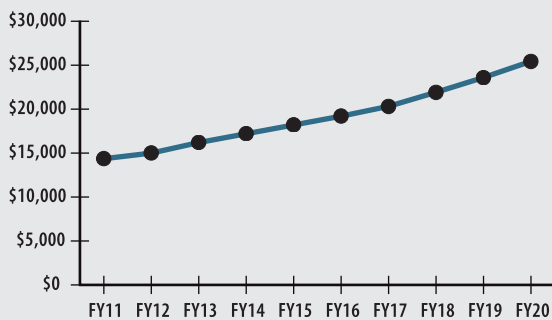
FUNDED RATIO (1987-2019)



INVESTMENT RETURN (2015-2019, 5 YEAR AND 35 YEAR AVERAGES)



10-YEAR HISTORY OF APPROPRIATIONS (IN THOUSANDS)



INVESTMENT RETURN HISTORY

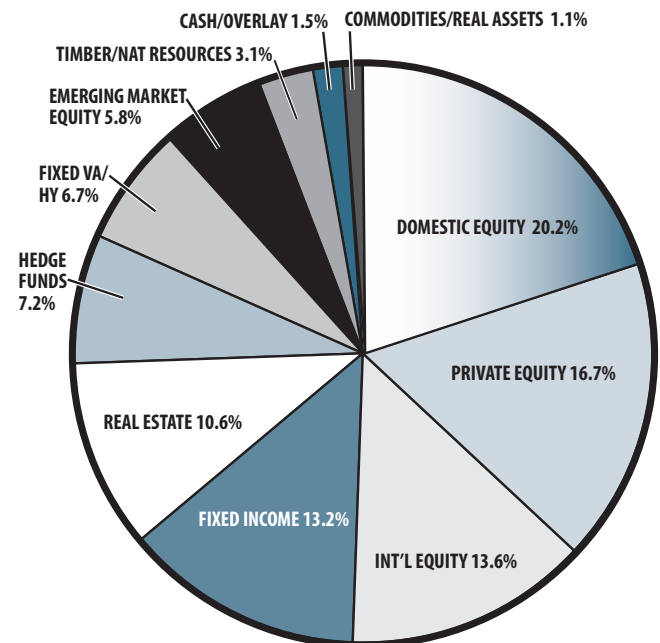
<u>35 years 2019</u>	<u>34 years 2018</u>	<u>33 years 2017</u>
8.65%	8.45%	8.77%
<u>10 years 2019</u>	<u>10 years 2018</u>	<u>10 years 2017</u>
8.04%	8.67%	5.35%
<u>5 years 2019</u>	<u>5 years 2018</u>	<u>5 years 2017</u>
7.57%	5.85%	8.69%

ACTUARIAL

▶ Funded Ratio	57.1%
▶ Date of Last Valuation	1/1/18
▶ Actuary	Segal
▶ Assumed Rate of Return	7.20%
▶ Funding Schedule	7.85% Total Increasing
▶ Year Fully Funded	2030
▶ Unfunded Liability	\$227.5 M
▶ Total Pension Appropriation (Fiscal 2020)	\$25.4 M

	ACTIVE	RETIRED
▶ Number of Members	1,411	911
▶ Total Payroll/Benefit	\$77.7 M	\$30.3 M
▶ Average Salary/Benefit	\$55,100	\$33,300
▶ Average Age	43	74
▶ Average Service	9.8 years	NA

ASSET ALLOCATION (12/31/19)



EARNED INCOME OF DISABILITY RETIREES (2018)

▶ Number of Disability Retirees	153
▶ Number Who Reported Earnings	37
▶ Number of Excess Earners	1
▶ Total Amount of Refund Due	\$21,367.56

▶ 2019 Return	15.95%
▶ 2019 Market Value	\$343.8 M
▶ 2015-2019 (Annualized)	7.57%
▶ 1985-2019 (Annualized)	8.65%