




Brookline Transportation Co., Inc.



M.D.P.U. # 1880

PAID

JUL 13 2017

Commonwealth of Massachusetts
Department of Public Utilities

Name: Brookline Transportation Co., Inc.

D/B/A: BTI/Mayflower

Address: 301 Winter Street

Hanover, MA 02339

Phone: 617-361-8700
(Business)

Phone: 617-320-6081
(Home)



Certificate No. MDPU 1880

For the Transportation of:

Household Good within the Commonwealth
Commercial Office Equipment and Supplies Within the Commonwealth


Date Issued: _____

Date Effective: _____

Filing Fee \$ 100.00



Brookline Transportation Co., Inc.



RATES

Local Residential & Commercial Moving Rates M.D.P.U. # 1880

Item	Regular Time	Premium Time	Over Time
Local Truck & Driver up to 26'	\$ 75.00 per hour	\$ 97.50 per hour	\$ 112.50 per hour
Local Trailer/Driver up to 53'	\$ 85.00 per hour	\$ 105.00 per hour	\$ 142.50 per hour
Commercial Truck Driver 26'	\$ 85.00 per hour	\$ 95.00 per hour	\$ 127.50 per hour
Commercial Trailer Driver 53'	\$ 105.00 per hour	\$ 115.00 per hour	\$157.50 per hour
Local Mover	\$ 50.00 per hour	\$ 67.50 per hour	\$ 75.00 per hour
Commercial Mover	\$ 58.00 per hour	\$ 72.50 per hour	\$ 88.00 per hour


NOTE: The above personnel rates apply when requested by shipper, subject to availability. Premium time rates apply the 1st and 2nd of the month, the 26th through the 31st of the month, and all Saturday's during peak season May 31 to September 30. Overtime rates apply after 6:00 pm and before 7:00 am, all Sunday's when requested by the shipper. Holiday rates are regular rates at double time.

PACKING AND CONTAINERS

Packing Type	Rate Basis	Packing Rate		Unpacking Rate		Carton Only Rate
		Regular	Overtime	Regular	Overtime	
1.5 cu Feet Carton	Per Container	\$11.00	\$14.50	\$4.00	\$5.50	\$1.35
3.0 cu Feet Carton	Per Container	\$15.10	\$19.50	\$5.00	\$6.50	\$2.45
4.5 cu Feet Carton	Per Container	\$19.10	\$24.00	\$5.00	\$6.50	\$3.25
6 cu Feet Carton	Per Container	\$23.50	\$28.50	\$7.00	\$9.50	\$4.75
6.5 cu Feet Carton	Per Container	\$32.25	\$37.25	\$10.00	\$12.00	\$10.50
Cartons 2 CU. FT	Per Container	\$12.00	\$15.00	\$5.00	\$9.00	\$3.15
Cartons 4 CU.FT	Per Container	\$17.00	\$23.00	\$7.00	\$6.00	\$5.25
Cartons 5 CU. FT	Per Container	\$22.00	\$27.00	\$9.00	\$11.00	\$5.25
Corr Mirror Carton	Per Container	\$28.00	\$33.00	\$10.00	\$12.00	\$15.00
Crib	Per Container	\$15.50	\$20.50	\$4.00	\$6.00	\$8.50
Cubic Foot Crates	Per Container	\$19.50	\$22.50	\$5.00	\$7.00	\$0.00
Dishpack	Per Container	\$34.25	\$38.50	\$10.00	\$12.00	\$11.90



Brookline Transportation Co., Inc.



Double Mattress Carton	Per Container	\$24.00	\$29.00	\$5.00	\$9.00	\$11.25
Grandfather Clock	Per Container	\$60.00	\$49.00	\$30.00	\$40.00	\$38.00
Gun Carton	Per Container	\$19.00	\$24.00	\$5.00	\$7.00	\$4.10
Heavy Duty Carton	Per Container	\$25.00	\$30.00	\$9.00	\$11.00	\$22.00
King/Queen Mattress Carton	Per Container	\$30.00	\$35.00	\$8.00	\$11.00	\$15.00
LG DBL/TPL WALL CTN	Per Container	\$33.50	\$38.50	\$10.00	\$12.00	\$11.50
Lamp Shade Carton	Per Container	\$18.00	\$24.00	\$8.00	\$6.00	\$6.50
Laydown Wardrobe	Per Container	\$19.00	\$24.00	\$9.00	\$11.50	\$9.50
Long Twin Mattress	Per Container	\$18.00	\$23.00	\$4.00	\$6.50	\$11.00
MED DBL/TPL WALL CTN	Per Container	\$10.00	\$20.00	\$9.00	\$11.00	\$5.00
Minimum Crates	Per Container	\$50.00	\$0.00	\$25.00	\$0.00	\$0.00
Mirror Carton Large	Per Container	\$35.00	\$40.00	\$10.00	\$12.50	\$17.00
Other Carton	Per Container	\$15.00	\$30.00	\$20.00	\$25.00	\$12.25
Pole Lamp Carton	Per Container	\$17.00	\$23.00	\$9.00	\$11.00	\$7.50
SML DBL/TPL WALL CTN	Per Container	\$15.00	\$20.00	\$9.00	11.00	\$3.50
Ski Cartons	Per Container	\$17.00	\$23.00	\$9.00	\$11.00	\$7.50
TV Flat Panel	Per Container	\$105.00	\$128.00	\$30.00	\$52.00	\$65.00
Twin Mattress Carton	Per Container	\$18.00	\$23.00	\$4.00	\$6.50	\$11.50
Wardrobe	Per Container	\$20.25	\$25.00	\$5.00	\$9.00	\$12.25

Travel Time: Travel time is a flat rate minimum of 1 hours based on the following schedule:

0-25 miles add 1.0 hours 26-50 miles add 2.0 hours 51-75 add 3.0 hours 76-+ miles add 3.5 hours.

Travel time is calculated from Terminal Hanover Ma to the Original Place of Loading, and From the final destination back to the terminal Hanover, MA.


Local Valuation Plans Rates:

B.T.I. Basic Valuation .60 per lb per article \$ No charge. Full Protection Valuation \$ 9.50 per \$ 1000.00 of declared value. \$5.00 per pound for electronics on Commercial Moving Services. subject to the conditions of the Massachusetts Movers Association Bill of Lading.

Due to the fluctuations in manufacturer's prices, material prices are subject to change without notice.



Brookline Transportation Co., Inc.



Notes:

Regular rates apply, 7:00am - 5:00pm Mon-Friday

Peak time Rates apply, 1st and 2nd of each month, and the 26th thru the 31st of each month, and all day on Saturdays.

Overtime Rates apply, 5:00 pm -7:00 am.

Double Regular time rates = Holiday Rates and apply on Sunday's & Federal and State Holidays excluding Patriots Day in Massachusetts.

Time is computed for the time the vehicle and helpers report at the original point of loading, until the completion of unloading the last load at final destination, less time spent for meals or vehicle breakdown, plus an added charge for each vehicle and helps used, to cover the running time which shall not be assessed more than one during any one day to the same shipper for the same vehicle and crew as stated below.

Based on the carrier's warehouse location, and the final point of destination.

Definition – The Term “ Household Goods and Furniture” as used in this tariff means: The transportation of furniture and household goods in whole or in part incident to a move by a householder to or from a dwelling and a storage warehouse; or from one dwelling to another.

Estimates/Quotations – Carrier cannot quote a firm price on a move from residence or establishment to another if a public way has to be used by a vehicle. He may give a written estimate, but in doing so be qualified to estimate within twenty-five (25%) of the actual charges. The final charges to be assessed shall be in accordance with the actual tariff rates.

Definition – The Term “Commercial Moving” as used in this tariff means: The transportation of Office Equipment, Furniture, Machinery, Devices, Computers, Copiers, Business Machines, and including Modular Furniture, Shelving and other ancillary equipment owned by a business or company.