

The Commonwealth of Massachusetts

**RETURN**

OF

**Butterworth Water Company, Inc**

TO THE

**DEPARTMENT OF PUBLIC UTILITIES**

OF MASSACHUSETTS

**For the Year Ended December 31, 2020**

Name of Officer to whom correspondence  
should be addressed regarding this report:

**Kathryn E. Parvin**

Official title:

**President**

Office Address:

**340 Main St. Suite 707  
Worcester MA, 01608**

To add company name and date to header, right-click first sheet and select "Select All."  
Then change the header and it will change across all sheets.

## Add or change the header or footer text in the Page Setup dialog box

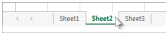
1. Click the worksheet or worksheets, chart sheet, or embedded chart to which you want to add headers or footers, or that contains headers or footers that you want to change.

How to select multiple worksheets

To select

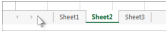
Do this

Click the sheet tab.



A single sheet

If you don't see the tab that you want, click the tab scrolling buttons to display the tab, and then click the tab.



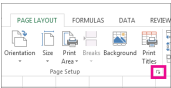
Two or more adjacent sheets Click the tab for the first sheet. Then hold down Shift while you click the tab for the last sheet that you want to select.

Two or more nonadjacent sheets Click the tab for the first sheet. Then hold down Ctrl while you click the tabs of the other sheets that you want to select.

All sheets in a workbook Right-click a sheet tab, and then click Select All Sheets on the shortcut menu.

When multiple worksheets are selected, [Group] appears in the title bar at the top of the worksheet. To cancel a selection of multiple worksheets in a workbook, click any unselected worksheet. If no unselected sheet is visible, right-click the tab of a selected sheet, and then click Ungroup Sheets.

2. On the Page Layout tab, in the Page Setup group, click the Dialog Box Launcher



Excel displays the Page Setup dialog box.

If you select a chart sheet or embedded chart, clicking Header & Footer in the Text group on the Insert tab also displays the Page Setup dialog box.

3. On the Header/Footer tab, click Custom Header or Custom Footer.

4. Click in the Left section, Center section, or Right section box, and then click the buttons to insert the header or footer information that you want in that section.

5. To add or change the header or footer text, type additional text or edit the existing text in the Left section, Center section, or Right section box.

Notes:

To start a new line in a section box, press Enter.

To delete a portion of a header or footer, select the portion that you want to delete in the section box and then press Delete or Backspace. You can also click the text, and then press Backspace to delete the previous characters.

To include a single ampersand (&) in the text of a header or footer, use two ampersands. For example, to include "Subcontractors & Services" in a header, type Subcontractors && Services.

To base a custom header or footer on an existing header or footer, click the header or footer in the Header or Footer box.

[illegible][illegible]

\* By G.L. c. 164 , § 83, each company must include on the Annual Return a "list of the names of all their salaried officers and the amount of the salary paid to each." In addition, by G.L. c. 164, § 77, the Department is required to include in its annual report "the names and addresses of the principal officers and the directors" of the companies subject to G.L. c. 164.

- |  |   |
|--|---|
| 1. Full corporate title company,   | <b>Butterworth Water Company, Inc.</b>              |
| 2. Location of principal business office,  | <b>340 Main St. Suite 707 Worcester, MA 01608</b>   |
| 3. Date of organization, <b>June 3, 1985</b>   | 4. Date of incorporation, <b>June 3, 1985</b>       |
| 5. Whether incorporated under general or special law,  | <b>General law, Chapter 156I3, 164, and 165</b>     |
| 6. If under special law, give chapter and year of act,   | <b>N/A</b>  |
| 7. Give chapter and year of any subsequent special legislation affecting the Company   | <b>N/A</b>  |
| <br>   |   |
| 8. Territory covered by charter rights,  | <b>As described in the Articles of Organization</b> |
| <br>   |   |
| 9. Capital stock authorized by charter   | <b>\$15,000 shares, no par value</b>                |
| 10. Capital stock issued prior to August 1, 1914   | <b>None</b>   |
| 11. Capital stock issued with approval of Board of Gas and Electric Light Commissioners or the Department of Public Utilities since August 1, 1914,  | <b>None</b>   |
| shares of par value of \$  | each       \$                                       |
| 12. If additional stock has been issued during the last fiscal period, give the date, amount, and price thereof, the date or dates on which the same was paid in, and the number of shares so sold and the amounts realized:   |   |
| D.P.U. No.   | <b>None</b>   |
| <br><br><br><br><br><br><br><br><br><br>   |   |
| 13. Management Fees and Expenses during the Year   | <b>None</b>   |
| List all individuals, associations, corporations or concerns with whom the company has any contract or agreement, covering management or supervision of its affairs such as accounting, financing, engineering, construction, purchasing, operation and show the total amount paid to each for the year. |   |
| <br><br><br><br><br><br><br><br><br><br>   |   |
| 14. Date when Company first began to distribute and sell water   | <b>1986</b>   |
| 15. Total number of stockholders,  | <b>2</b>  |
| 16. Number of stockholders resident in Massachusetts,  | <b>2</b>  |
| 17. Amount of stock held in Massachusetts, number of shares  | <b>1,000 shares, \$49,554</b>                       |

Page 200

## COMPARATIVE GENERAL BALANCE SHEET

The entries in this balance sheet should be consistent with those in the supporting schedules on the pages indicated.

Line No.	Balance at Beginning of Year (a)	Assets (b)	Balance at Close of Year (c)	Net Change During Year (d)
1	-	Investments	-	
2	61,786,981	101 - 113 Plant Investment (p 202)	61,786,981	-
3	-	114 - 119 General Equipment (p 202)	-	-
4	-	201 Unfinished Construction (p 202)	-	-
5	-	202 Miscellaneous Physical Property (p 203)	-	-
6	-	203 Other Investments (p 203)	-	-
7	61,786,981	Total Investments	61,786,981	-
8		Current Assets		
9	22,157	204 Cash	33,718	11,561
10	-	205 Special Deposits	-	-
11	117,950	206 Notes Receivable	140,635	22,685
12	-	207 Accounts Receivable	-	-
13	-	208 Interest and Dividends Receivable	-	-
14	-	209 Materials and Supplies	-	-
15	-	210 Other Current Assets	-	-
16	140,107	Total Current Assets	174,353	34,246
17		Reserve Funds		
18	-	211 Sinking Funds	-	-
19	-	212 Insurance and Other Funds	-	-
20	-	Total Reserve Funds	-	-
21		Prepaid Accounts		
22	-	213 Prepaid Insurance	-	-
23	-	214 Prepaid Interest	-	-
24	-	215 Other Prepayments	-	-
25	-	Total Prepaid Accounts	-	-
26		Unadjusted Debits		
27		216 Unamortized Dept Discount Exp (p 203)		-
28	-	217 Property Abandoned	-	-
29		218 Other Unadjusted Debits (p 203)		-
30	-	Total Unadjusted Debits	-	-
31				-
32	61,927,088	Grand Total	61,961,334	34,246

Page 201				
COMPARATIVE GENERAL BALANCE SHEET				
The entries in this balance sheet should be consistent with those in the supporting schedules on the pages indicated.				
Line No.	Balance at Beginning of Year (a)	Assets (b)	Balance at Close of Year (c)	Net Change During Year (d)
1		Capital Stock		
2				
3	49,554	301 Common Stock (p 204)	49,554	-
4	-	302 Preferred Stock (p 204)	-	-
5	-	303 Employees' Stock (p 204)	-	-
6	49,554	Total Capital Stock	49,554	-
7				
8	61,479,416	304 Premium on Capital Stock	61,479,416	
9				
10		Bonds, Coupon, and Long Term Notes		
11				
12	49,554	305 Bonds (p 204)	49,554	-
13	-	306 Coupon and Long Term Notes (p 204)	-	-
14	49,554	Total Bonds, Coupons, and Long Term Notes	49,554	-
15		Current Liabilities		
16	-	307 Notes Payable (p 205)	-	-
17	392	308 Accounts Payable	45	(347)
18	-	309 Customers' Deposits	-	-
19	-	310 Matured Interest Unpaid	-	-
20	-	311 Dividends Declared	-	-
21	-	312 Other Current Liabilities	-	-
22	392	Total Current Liabilities	45	(347)
23		Accrued Liabilities		
24	-	313 Tax Liability	-	-
25	-	314 Interest Accrued	-	-
26	-	315 Other Accrued Liabilities	-	-
27	-	Total Accrued Liabilities	-	-
28		Unadjusted Credits		
29	-	316 Premium on Bonds (p 205)	-	-
30	-	317 Other Unadjusted Credits (p 205)	-	-
31	-	Total Unadjusted Debits	-	-
32		Reserves		
33	-	318 Insurance and Casualty Reserves	-	-
34	212,475	319 Depreciation Reserve (p 206)	212,475	-
35	-	320 Other Reserves	-	-
36	212,475	Total Reserves	212,475	-
37		Appropriated Surplus		
38	-	321 Sinking Fund Reserves	-	-
39	-	323 Contributions for Extensions	-	-
40	-	324 Surplus Invested in Plant	-	-
41	-	Total Appropriated Surplus	-	-
42	135,697	400 Profit and Loss Balance (p 301)	170,290	34,593
43	135,697	Total Corporate Surplus	170,290	34,593
44				
45	61,927,088	Grand Total	61,961,334	34,246

Page 202

## PLANT INVESTMENT ACCOUNTS

Show for all items of plant, classified in accordance with the prescribed Uniform System of Accounts, the particulars called for by the column headings.

Credits in column (d) for plant retired during the year should be fully explained in a footnote. Column (e), "Adjustments During Year" should be interpreted to mean modifications of entries made in prior accounting periods. When any adjusting entry is made in Column (e), the credit to the account should be shown in red; in case the amount is transferred to some other account in the same schedule, the debit amount should appear in the same column in black.

When the whole or any part of "Unfinished Construction" is transferred to the Plant accounts, the amounts transferred should appear in Column (e) in red and the amounts should appear in Column (c) in black.

Line No.	Name of Account (a)	Balance at Beginning of Year (b)	Additions During Year (c)	Plant Retired During Year (d)	Adjustments During Year (e)	Balance at Close of Year (f)
1	Intangible Property					
2	Organization	-	-	-	-	-
3	Misc Intangible Invest	-	-	-	-	-
4	Total Intangible Property	-	-	-	-	-
5	Tangible Property					
6	Land	362,848	-	-	-	362,848
7	Structures	1,104,883	-	-	-	1,104,883
8	Pumping Plant Equipment	-	-	-	-	-
9	Misc. Pumping Plant Equipment	-	-	-	-	-
10	Purification System	-	-	-	-	-
11	Transmission and Distribution Mains	316,000	-	-	-	316,000
12	Services	-	-	-	-	-
13	Consumers' Meters	3,000	-	-	-	3,000
14	Conumers' Meter Installation	60,000,000	-	-	-	60,000,000
15	Hydrants	250	-	-	-	250
16	Fire Cisterns, Basins, Fountains	-	-	-	-	-
17	Water Rights	-	-	-	-	-
18	Miscellaneous Expenditures	-	-	-	-	-
19	Total Plant Investment	61,786,981	-	-	-	61,786,981
20	General Equipment					
21	Office Equipment	-	-	-	-	-
22	Shop Equipment	-	-	-	-	-
23	Stores Equipment	-	-	-	-	-
24	Transportation Equipment	-	-	-	-	-
25	Laboratory Equipment	-	-	-	-	-
26	Miscellaneous Equipment	-	-	-	-	-
27	Total General Equip	-	-	-	-	-
28	Unfinished Construction	-	-	-	-	-
29	Total Cost of All Property	61,786,981	-	-	-	61,786,981
30	Assessed Value of Real Estate	-	-	-	-	-

Page 203

## MISCELLANEOUS PHYSICAL PROPERTY

Give particulars of all investments of the respondent in physical property not devoted to utility operation.

Line No.	Description and Location of Miscellaneous Physical Property Held End of Year (a)	Book Value at End of Year (b)	Revenue for the Year (c)	Expense for the Year (d)	Net Revenue for the Year (e)
1	None				
2					
3					
4					
5					
	Totals	\$ -	\$ -	\$ -	\$ -

## OTHER INVESTMENTS

Give particulars of investments in stocks, bonds, etc., held by the respondent at end of year.

	Description of Security held by Respondent (a)	Amount (b)
6	None	\$
7		
8		
9		
	TOTAL	

## UNAMORTIZED DEBT DISCOUNT AND EXPENSE

Give an analysis of the respondent's accodiscount and/or expense on bonds, coupon, or short term notes. If the account represents only the expense incurred in connection with the issue, the word "Discount" should be erased. Entires in Column (d) should be consistent with the returns made on page 301, Schedules of Income and Profit and Loss.

Line No.	Name of Security (a)	Unextinguished Discount at Beginning of Year (b)	Discount on Bonds, etc. Issued During Year (c)	Discount Written Off During Year (d)	Unextinguished Discount at Close of Year (e)
10	None				-
11					-
12					-
13					-
14					-
15					-
	Totals	\$ -	\$ -	\$ -	\$ -

## OTHER UNADJUSTED DEBITS

Give an analysis of the above-entitled account as close of year, showing in detail each item or subaccount amounting to \$500 or more. Items less than \$500 may be combined in a single entry "Minor Items.....in number, each less than \$500," giving the number of items thus combined.

Line	Description and Character of	Balance at Beginning	Amount Added	Amount Written Off	Balance at Close
					-
					-
					\$ -



## CAPITAL STOCK

In stating the amount of Capital Stock authorized in Column (d) show only the amount authorized by the regulatory body.

BONDS, COUPON, AND LONG TERM NOTES.

Line No.	Name and Character of Obligation (a)	Date of Issue (b)	Date of Maturity (c)	Par Value Authorized (d)	Par Value Actually Outstanding at End of Year (e)	Interest Provisions		Interest Accrued During Year Charged to Income (h)	Interest Paid During Year (i)
						Rate Per Cent. (f)	Dates Due (g)		
6	Mortgage Bonds:			\$ 49,554	\$ 49,554	various			
7									
8									
9									
10	Total Bonds,			\$ 49,554	\$ 49,554				
11	Coupon and Long Term Notes:								
12									
13									
14									
15									
16									
17	Total Coupon and Long Term Notes			\$ 49,554	\$ 49,554	-			-
18	GRAND TOTAL							Totals	-

Page 205						
SUNDRY CURRENT LIABILITIES						
NOTES PAYABLE						
Line No.	Name of Creditor (a)	Date of Issue (b)	Date of Maturity (c)	How Secured (d)	Rate of Interest (e)	Amount (f)
1	None					\$
2						
3						
4						
5						
6						
7						
8				TOTAL		
PREMIUM ON BONDS						
Give an analysis of the respondent's accounts covering premium on bonds or other evidences of indebtedness. Entries in Column (d) should be consistent with the returns made on page 301, Schedules of Income and Profit and Loss.						
	Name of Security (a)	Unextinguished Premium at Beginning of Year (b)	Premium on Bonds Issued During Year (c)	Premium Written Off During Year (d)	Unextinguished Premium at End of Year (e)	
9	None	\$	\$	\$	\$	
10						
11						
12	TOTALS					
OTHER UNADJUSTED CREDITS						
Give the names in Column (a) and indicate the character, in Column (b) of the several subaccounts that appear as "Other Unadjusted Credits." For items less than \$1,000, a single entry may be made under the caption "Minor accounts.....in number, each less than \$1,000," stating the number.						
	Name of Subaccount (a)	Character of Subaccount (b)	Amount (c)			
13	None		\$			
14						
15						
16						
17						
18		TOTAL				

Page 206

## DEPRECIATION RESERVE

Show below the amount credited during the year to Depreciation Reserve, and the amount charged to Depreciation Reserve on account of property retired. Also the balance in the account at the close of the year.

Line No.	(a)	Amount (b)
1	Balance at beginning of year	\$ 212,475
2	Credits to Depreciation Reserve during year:	
3	Acct. 610-10 Depreciation	
4	Other Accounts	
5		
6	TOTAL CREDITS DURING YEAR	\$ 212,475
7	Net Charges for Plant Retired:	
8	Book Cost of Plant Retired	
9	Cost of Removal	
10	Salvage (credit in red)	
11		
12	NET CHARGES DURING YEAR	-
13	Balance December 31 2019	\$ 212,475

## BASES OF DEPRECIATION CHARGES

Give in detail the rule and rates by which the respondent determined the amount charged to operating expenses and other accounts, and credited to Depreciation Reserve. Report also the depreciation taken for the year for federal income tax purposes.

14	n/a
15	
16	
17	
18	
19	

Page 301				
INCOME STATEMENT FOR THE YEAR				
Give the Income Account of the respondent for the year ended December 31, in accordance with the Uniform System of Accounts for Water Companies				
Line No.	Account No.	Item (a)	Amount (b)	Comparison with Previous Year (c)
1		Operating Income		
2	500	Operating Revenues (p 302)	-	-
3	600	Operating Expenses (p 302-303)	-	-
4		Net Operating Revenues	-	-
5	550	Uncollectible Operating Revenues	-	-
6	551	Taxes (p 303)	-	-
7		Net Operating Income	-	-
8		Non-Operating Income		
9	560	Merchandising and Jobbing Revenue*	-	-
10	561	Rent from Appliances	-	-
11	562	Miscellaneous Rent Income	47,725	943
12	563	Interest and Dividend Income	-	-
13	564	Inc. from Sink. And Other Res. Funds	-	-
14	565	Amortization of Premium on Bonds (p. 204)	-	-
15	566	Miscellaneous Non-operating Income	-	-
16		Total Non-operating Income	47,725	943
17		Total Gross Income	47,725	943
18		Deductions From Gross Income		
19	575	Miscellaneous Rents	-	
20	576	Interest on Bonds and Coupon Notes	-	
21	577	Miscellaneous Interest Deductions	-	
22	578	Amortization of Discount (p 203)	-	
23	579	Miscellaneous Deductions from Income	13,132	(16,442)
24		Total Deductions from Gross Income	13,132	(16,442)
25		Income Balance Transferred to Profit and Loss	34,593	17,385
Profit and Loss Statement				
Show hereunder the items of the Profit and Loss Account of the respondent, classified in accordance with the Uniform System of Accounts for Water Companies.				
	Account Number	Item	Debits	Credits
26		Credits		
27	401	Credit Balance at Beginning of Fiscal Period (p 201)		135,697
28	402	Credit Balance transferred from Income Acct (p301)		34,593
29	403	Miscellaneous Credits (note)		-
30		Debits		
31	411	Debit Balance at Beginning of Fiscal Period (p 201)	-	
32	412	Debit Balance transferred from Income Acct (p 301)	-	
33	413	Surplus applied to Sinking Fund and Other Reserves	-	
34	414	Dividend Appropriations of Surplus (p 302)	-	
35	415	Appropriations of Surplus for Depreciation (p 204)	-	
36	416	Discn't on Bonds Extins'd through Surplus (p 203)	-	
37	417	Other Deductions from Surplus (note)	-	
38	418	Appropriations of Surplus for Construction	-	
39		Balance Carried Forward to Balance Sheet	-	
40		Totals		170,290
41 (Note) Explain below amounts entered as Other Deductions form Surplus or Misecellaneous Credits:				
42 N/A				
43				
44				
45				
*In case the Merchandising and Jobbing business shows a loss, the amount should appear in red.				

Page 302

## OPERATING REVENUES

State the operating revenues of the respondent for the year ended December 31, classified in accordance with the Uniform System of Accounts.

Line No.	Class of Water Operating Revenue (a)	Amount of Revenue For Year (b)	Comparison with Revenue of Previous Year (c)
1	REVENUES FROM SALE OF WATER		
2	501 Metered Sales to General Consumers	-	-
3	502 Flat-rate Sales to General Consumers	-	-
4	503 Sales to Other Water Companies	-	-
5	504 Municipal Hydrants	-	-
6	505 Miscellaneous Municipal Revenues	-	-
7	Total Revenues from Water Operations	-	-
8	MISCELLANEOUS REVENUES		
9	506 Rent from Property Unused in Operation	-	-
10	507 Miscellaneous Operating Revenues	-	-
11	Total Revenues from Miscellaneous Operation	-	-
12	Total Operating Revenues	-	-

## DIVIDENDS DECLARED DURING THE YEAR

Give particulars of dividends on each class of stock during the year, and charged to Profit and Loss. This schedule shall include only dividends that have been declared by the Board of Directors during the fiscal year.

Line No.	Name of Security on which Dividend was Declared (a)	Rate Per Cent		Amount of Capital Stock on which Dividend was Declared (d)	Amount of Dividend (e)	Date	
		Regular (b)	Extra (c)			Declared (f)	Payable (g)
13	N/A						
14							
15							
16							
17							
18							
19							
20							
21							
22							
23							
24	TOTALS			TOTAL			

Page 303				
OPERATING EXPENSES				
(For companies having average operating revenues of more than \$15,000.)				
State the operating expenses of the respondent for the year ended December 31, classifying them in accordance with the Uniform System of Accounts.				
Line No.	Account No.	Name of Operating Expense Account (a)	Amount of Operating Expense For Year (b)	Comparison with Previous Year (c)
1		Source of Water Supply Expenses		
2	601-1	Maintenance of Water Supply Buildings and Fixtures	-	-
3	601-2	Maintenance of Surface Source of Supply Facilities	-	-
4	601-3	Maintenance of Ground Source of Water Supply	-	-
5		Total Source of Water Supply Expenses	-	-
6	602	Water Purchased for Resale	-	-
7		Pumping Expenses		
8	603-1	Pumping Labor	-	-
9	603-2	Boiler Fuel	-	-
10	603-3	Water for Steam	-	-
11	603-4	Electric Power Purchased	-	-
12	603-5	Miscellaneous Pumping Station Supplies and Expenses	-	-
13	604-1	Maintenance of Power Pumping Buildings and Fixture	-	-
14	604-2	Maintenance of Pumping Equipment	-	-
15	604-3	Maintenance of Miscellaneous Pumping Plant Equipm	-	-
16		Total Pumping Expenses	-	-
17		Purification Expenses		
18	605-1	Purification Labor	-	-
19	605-2	Purification Supplies and Expenses	-	-
20	606-1	Maintenance of Purification Buildings and Fixtures	-	-
21	606-2	Maintenance of Purification Equipment	-	-
22		Total Purification Expenses	-	-
23		Transmission and Distribution Expenses		
24	607	Inspecting Customers' Installations	-	-
25	608	Miscellaneous Trans and Dist Supplies and Expenses	-	-
26	609-1	Maintenance of Trans and Dist Buildings and Expenses	-	-
27	609-2	Maintenance of Trans and Dist Mains	-	-
28	609-3	Maintenance of Storage, Reservoirs, Tanks, and Stand	-	-
29	609-4	Maintenance of Services	-	-
30	609-5	Maintenance of Meters	-	-
31	609-6	Maintenance of Hydrants	-	-
32	609-7	Maintenance of Fountains and Troughs	-	-
33		Total Trans and Dist Expenses	-	-
34		General and Miscellaneous Expenses	-	-
35	610-1	Salaries of General Officers and Clerks	-	-
			-	-
			-	-
			-	-
45	610-11	Miscellaneous General Expenses	-	-
46		Total General and Miscellaneous Expenses	-	-
47		Grand Total Operating Expenses	-	-

Page 303A

## OPERATING EXPENSES

(For companies having average operating revenues not exceeding \$15,000)

State the operating expenses of the respondent for the year ended December 31, classified in accordance with the Uniform System of Accounts.

Line No.	Account No.	Name of Operating Expense Account (a)	Amount of Operating Expenses for Year (b)	Comparison with Previous Year (c)
25	601	Maintenance of Water Supply	-	-
26	602	Water Purchased for Resale	-	-
27	603	Pumping Labor, Supplies, and Expenses	-	-
28	604	Maintenance of Pumping Plant	-	-
29	605	Purification Labor, Supplies, and Expenses	-	-
30	606	Maintenance of Purification Buildings and Equipment	-	-
31	607	Inspecting Customers' Installations	-	-
32	608	Miscellaneous Trans and Dist Supplies and Expenses	-	-
33	609	Maintenance of Trans and Dist System	-	-
34	610-10	Depreciation	-	-
35	610-1-11	Miscellaneous General Expenses	-	-
36			-	-
37	Total Operating Expenses			

## TAXES

Line No.	Kind of Tax	Federal	State	Municipal	Total
48					-
49					-
50					-
51					-
52					-
53					-
54					-
55					-
56					-
57		-	-	-	-

Page 400

## REAL ESTATE INFORMATION

1. Land owned by the Company. **Not Applicable**

	Location	Use
A.		
B.		
C.		
D.		
E.		
F.		
G.		
H.		
I.		
J.		

	Area	When Bought	Cost
A.			
B.			
C.			
D.			
E.			
F.			
G.			
H.			
I.			
J.			

2. Buildings owned by Company. **Not Applicable**

	Location	Use
A.		
B.		
C.		
D.		
E.		
F.		
G.		
H.		
I.		
J.		

	Size	Material	When Built	Cost
A.				
B.				
C.				
D.				
E.				
F.				
G.				



Page 401

## SUPPLY INFORMATION

1. Give a full and complete description of the source or sources from which water is obtained. State whether these sources are owned or leased by the company. If they are leased, quote the terms of the leases. Give the date of the latest opinion of the Department of Public Health regarding each of these sources of supply.

**Water is obtained by a spring located in the town of Adams, Massachusetts on Glenn Street. Owned by the Company, The Department of Public Health has approved this site. The water supply samples are tested periodically throughout the year and all have been approved.**

## 2. Watersheds owned by the Company.

Location	Area	When Bought	Cost
A. <b>N/A</b>			
B.			
C.			
D.			
Total			

Remarks:

**No significant water sheds are on the property of the Company**

3. Give a full and complete description of any water supply rights that are owned by the Company and state when they were bought and what was paid for them.

**Water rights are included in the cost of the Company's property**

Cost means the original cost of installation, not the book value.

Page 402

## SUPPLY INFORMATION - Continued

4. Wells **Not Applicable**

Location	Inside Dimensions	Depth Below High Water	Covered or Uncovered	When Built	Cost
A.					
B.					
C.					
D.					
E.					
F.					

5. Give a full and complete description of the wells:

**Not Applicable**6. Reservoirs **Not Applicable**

Location	Area at Surface When Full	Full Capacity In Gallons	When Built	Cost
A.				
B.				
C.				
D.				
E.				
F.				

7. Describe the reservoirs, stating to what extent they are artificial; to what extent their bottoms were cleaned before being put into service; to what extent their slopes and bottoms are paved; what provisions have been made for raising the water level and increasing the capacity; and give the character of construction of any dams:

**Not Applicable**

Page 403

## PUMPING INFORMATION

1. Give a general description of the method employed for delivering the water to the consumers, stating whether gravity is utilized or not; whether the company owns a pumping station or not; and giving all other pertinent information:

**Water is delivered and pressure maintained by gravity feed storage tanks.**

2. BOILERS [This Schedule is not presently used]

3. CHIMNEYS [This Schedule is not presently used]

4. PUMPING ENGINES, STEAM-ACTUATED [This Schedule is not presently used]

5. PUMPS, DRIVEN BY CONNECTED POWER **Not Applicable**

Location				Type	Name of Builder	When Installed	Cost
A.							
B.							
C.							
D.							
E.							
F.							
G.							
H.							
I.							
J.							
	Number of Cyls.	Single or Double Acting	Rated Strokes Per Minute	Length of Stroke	Diameter of Pistons or Plungers	How Driven	Displacement Per 24 Hours
A.							
B.							
C.							
D.							
E.							
F.							
G.							
H.							
I.							
J.							

Note: Cost means the original cost of installation, not the book value.

Page 404

## PUMPING INFORMATION - Continued

6. Gas producers [This Schedule is not presently used]

7. Internal combustion engines. **Not Applicable**

	Location		Name of Builder		When Installed	Type of Drive	Cost
A.							
B.							
C.							
	For Gas, Gasoline, or Oil	Number of Cyls.	Single or Double Acting	Dimensions of Cylinders		2 or 4 Stroke Cycle	Rated H.P.
				Diameter	Stroke		
A.							
B.							
C.							

8. ELECTRIC MOTORS, INCLUDING COST OF WIRING SWITCHES, ETC. **Not Applicable**

	Location	Name of Builder	When Installed	Cost
A.				
B.				
C.				
D.				
E.				
F.				
G.				
H.				
	A.C. or D.C.; If A.C., give Phase	Volts	Type of Drive	Rated H.P.
A.				
B.				
C.				
D.				
E.				
F.				
G.				
H.				

Total Horsepower

Note: Cost means the original cost of installation, not the book value.

Page 405

## PUMPING INFORMATION - Continued

9. WATER WHEELS AND TURBINES **Not Applicable**

	Location		Name of Builder		When Installed	Cost
A.						
B.						
C.						
D.						
	Type of Machine	Diameter of Runner	Working Head	Speed	Type of Drive	Rated H.P.
A.						
B.						
C.						
D.						

10. Give a full and complete description of any water power rights that are owned by the Company, and say when they were bought and what was paid for them:

**Water rights were included in the cost of the Company's property**

Page 407

## PUMPING INFORMATION - Continued

11. Station Log **Not Applicable**

Year and Month	Kwhrs. Used	Pounds of Coal Burned	Gallons of Water Pumped	Hours of Pumping	Average Total Static Head	Average Total Dynamic Head
January						
February						
March						
April						
May						
June						
July						
August						
September						
October						
November						
December						
TOTALS			0.0	-		

12. Based upon the displacement of \_\_\_\_\_ gallons per revolution with \_\_\_\_\_ percent allowance for slip \_\_\_\_\_ **N/A**

13. Average gallons pumped per day - **N/A**

14. Maximum gallons pumped in a day - **N/A**

15. Date of same **N/A**

16. Range of pressure in main \_\_\_\_\_ lbs. to \_\_\_\_\_ lbs. **N/A**

17. Average pressure in mains \_\_\_\_\_ lbs. per sq. in. **N/A**

Page 408

PUMPING INFORMATION - Concluded **Not Applicable**

18. Kind of coal

19. Average price per net ton, delivered

20. Average price of wood per cord, delivered

21. Average price of gas per thousand cubic feet

22. Average price of gasoline per gallon, delivered

23. Average price of fuel oil per gallon, delivered

24. Average price of electric power per Kwhr

25. Wood consumed during the year

Cords

26. Gas consumed during the year

M. Cubic Feet

27. Gasoline consumed during the year

Gals

28. Fuel oil consumed during the year

Gals

29. Electric power used during the year

K.W. Hrs.

Page 409

## DISTRIBUTION INFORMATION

## 1. Mains.

Nominal Diameter, Inches	Kind of Pipe*	Weight per Foot**	Lengths in Feet				
			In Use at Beginning of Year	Taken Up Since	Abandoned But Not Taken Up	Laid Since	In Use at Close of Year
<b>8</b>	<b>Plastic</b>		<b>500</b>	-	-	-	<b>500</b>
<b>12</b>	<b>Metal</b>		<b>3,100</b>	-	-	-	<b>3,100</b>
<b>6</b>	<b>Metal</b>		<b>2,310</b>	-	-	-	<b>2,310</b>
<b>8</b>	<b>Metal</b>		<b>4,600</b>	-	-	-	<b>4,600</b>
				Totals	-		<b>10,510</b>

2. Cost of repairs per mile of pipe, including valves **N/A**3. Number of leaks in mains, during the year **N/A**4. Number of leaks per mile **N/A**5. Length of mains less than 4 inches in diameter **N/A**

\* if laid on surface of ground, mark \$.

\*\* if cast iron, give weight per lineal foot.



	Location	Land		
		Area	When Bought	Cost
A.				
B.				
C.				
D.				

	Inside Diameter	Capacity In Gallons	When Built	Cost
A.				
B.				
C.				
D.				

Nominal Diameter In Inches	Kind of Pipe	Number Installed and In Use at Beginning of Year	Taken Up Since	Laid Since	Installed and In Use at Close of Year

Totals				
--------	--	--	--	--

- |  |     |
|--|-----|
| 8. Average length of service pipe  | N/A |
| 9. Average cost of service laid during the year, \$                                  | N/A |
| 10. Percentage of services that are metered,   | N/A |
| 11. Percentage in income that is metered,  | N/A |
| 12. Leaks in service during the year,  | N/A |
| 13. Are service pipes paid for by consumers, in whole or in part and to what extent? | N/A |

Note: Cost means the original cost of construction, not the book value.

[illegible]

The above list should include all valves that are installed in the mains, whether they are gate valves, blow-offs, check valves or otherwise.

DISTRIBUTION INFORMATION - Continued

Nominal Diameter, Inches	Hose Outlets	Number in Use at Beginning of Year	Removed Since	Installed Since	Number in Use at Close of Year
	Totals				

17. If not, under what arrangements were they purchased and installed? **N/A**

Nominal Diameter, Inches	Hose Outlets	Number in Use at Beginning of Year	Removed Since	Installed Since	Number in Use at Close of Year
	Totals				

20. If not, under what arrangements were they purchased and installed? **N/A**

Size, Inches	Number at Beginning of Year		Bought Since	Condemned Since and Removed	Number at Close of Year	
	In Use	On Hand**			In Use	On Hand**
<b>3/4</b>	<b>6</b>	-	-	-	<b>6</b>	-
Totals		-	-	-	<b>6</b>	-

24. Are any of these meters paid for by consumers, and to what extent? **No**

\*\* These meters should include those that are fit for use only.

Page 414

## DISTRIBUTION INFORMATION - Concluded

25. Meters owned by company as of December 31 **Not Applicable**

[illegible]

Page 415

CONSUMPTION INFORMATION **Not Applicable**

1. Estimated total population of territory covered by franchise
2. Estimated population reached by the distributing system
3. Estimated population actually supplied
4. Total consumption during the year gals.
5. Average daily consumption gals.
6. Day on which the greatest amount was pumped
7. Gallons pumped on above day
8. Week during which greatest amount was pumped
9. Gallons pumped during above week
10. Gallons per day per service
11. Consumption metered gals.
12. Consumption metered, percent of total consumption

13. CUSTOMERS **N/A**

Number Being Supplied at Beginning of Year	Discontinued Since	Connected Since	Number Being Supplied at Close of Year
Name of City, Town, or District		Number of Customers as of December 31	

Page 416

## CONSUMPTION INFORMATION - Concluded

Attach to the Return a printed copy of all schedules of rates and of the rules and regulations

14. Rates in Effect December 31 **Not Applicable**

By meter

Per faucet, per year

Per hose connection, per year

Per bath tub, per year

Per shower bath, per year

Per foot tub, per year

Per wash tub, per year

Per urinal, per year

Per water closet, per year

Per sink, per year

Per bowl, per year

Per private hydrant, per year

For sprinkler systems

For water motors

Per drinking fountain, per year

Per public hydrant, per year

For watering troughs

Minimum charge

Give any contract rates that are in force and state what discounts are allowed for prompt payment and what fines are charged for delayed payment

Are payments required in advance?

When are meters read and bills rendered?

417

THIS RETURN IS SIGNED UNDER THE PENALTIES OF PERJURY

Kathryn E. Parvin

*President / Treasurer*

Kathryn E. Parvin

*Director*

SIGNATURES OF ABOVE PARTIES AFFIXED OUTSIDE THE COMMONWEALTH OF MASSACHUSETTS  
MUST BE PROPERLY SWORN TO

\_\_\_\_\_  
SS.

\_\_\_\_\_, 20\_\_\_\_

Then personally appeared

and severally made oath to the truth of the foregoing statement by them subscribed according  
to their best knowledge and belief.

*Notary Public or*



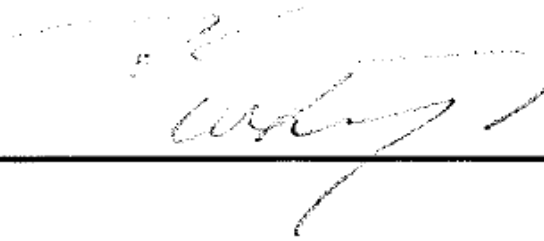
**THIS PAGE HAS BEEN UPDATED WITH**

Annual report of Butterworth Water Company, Inc.

417

THIS RETURN IS SIGNED UNDER THE PENALTIES OF P

Kathryn E. Parvin



Kathryn E. Parvin



SIGNATURES OF ABOVE PARTIES AFFIXED OUTSIDE  
MUST BE PROPER

Worcester ss.



Then personally appeared

*Kathie*

and severally made oath to the truth of the foregoing  
to their best knowledge and belief.



Year Ending December 31, 2020

PERJURY	
	<i>President / Treasurer</i>
	<i>Director</i>

DE THE COMMONWEALTH OF MASSACHUSETTS  
ERLY SWORN TO

April 13<sup>th</sup>, 2021

yn E. Parvin

ng statement by them subscribed according

*Felicia Wood*

*Notary Public or*

