


CHAPTER 258F
CERTIFICATION FOR VICTIMS OF
VIOLENT CRIME AND HUMAN
TRAFFICKING
2021 Report



Executive Office of Public Safety and Security
One Ashburton Place
Boston, Massachusetts 02108

Table of Contents

1. Legislative Authority
2. Data Gathering
3. Data
 - a. Calendar Year 2021 Data
 - b. Data from July 1, 2021, to December 31, 2021
 - c. Summary
 - i. Calendar Year 2021 Data
 - ii. Data from July 1, 2021, to December 31, 2021
4. Steering Committee
5. Conclusion

1. Legislative Authority

Section 2 of Chapter 258F of the General Laws requires certifying entities to adopt of a policy for completing and signing nonimmigrant status certification forms for: (i) victims of criminal activity who intend to petition for nonimmigrant visas under 8 U.S.C. 1101(a)(15)(U); and (ii) victims of severe forms of trafficking in persons who intend to petition for nonimmigrant visas under 8 U.S.C. 1101(a)(15)(T).

Section 1 of the same chapter defines a certifying entity as “a law enforcement agency, prosecutor or other state or local entity that has the authority to detect, investigate or prosecute severe forms of trafficking in persons or criminal activity.”

Section 3 establishes a timeline for the certifying entity’s response to the victim and Section 4(a) requires that each certifying entity report to the executive office of public safety and security: (i) the number of individuals that requested nonimmigrant status certification; (ii) the number of certification forms that were completed and signed; and (iii) the number of such requests that were denied.

Subsection (b) of Section 4 creates the authority for this report:

Annually, not later than April 1, the executive office of public safety and security shall file a report with the clerks of the house of representatives and the senate, the joint committee on the judiciary and the joint committee on public safety and homeland security on the information received under subsection (a). The report shall include, but not be limited to: (i) the number of individuals that requested nonimmigrant status certification, delineated by certifying entity; (ii) the number of certification forms that were completed and signed, delineated by certifying entity; (iii) the number of such requests that were denied, delineated by certifying entity; and (iv) total statewide statistics on nonimmigrant status certifications and denials. The report shall not include information that would allow the public to ascertain the identity of an individual requesting nonimmigrant status certification. The executive office shall also make the report publicly available on its website.

2. Data Gathering

In compliance with M.G.L. c. 258F, § 4(b), the Executive Office of Public Safety and Security (“EOPSS”) compiled the data submitted by the certifying entities pursuant to § 4(a). To streamline the data gathering process, EOPSS issued an electronic survey to certifying entities requesting aggregate numbers for the required data points. The survey was sent to the Massachusetts District Attorneys’ Association, the Executive Office of Health and Human Services, the Attorney General’s Office, the Massachusetts Sheriff’s Association, the Department of Corrections, and the Massachusetts Chiefs of Police.

3. Data

The reporting requirements of M.G.L. c. 258F, § 4(b) came into effect at the beginning of fiscal year 2022, July 1, 2021. EOPSS received two types of data in response to its survey: (i) data from certifying entities that began collecting the required information on July 1, 2021 and (ii) data from certifying entities that collected this information prior to July 1, 2021. In this report the information is presented in two categories: (i) 2021

calendar year data and (ii) data collected from July 1, 2021 to December 31, 2021. Subsequent reports will report on calendar year data.

a. Calendar Year 2021 Data

Below sets forth the required data received by EOPSS delineated by certifying entities for calendar year 2021 (January 1, 2021 -December 31, 2021).

	How many individuals requested nonimmigrant status certification in 2021?	How many certification forms were completed and signed in 2021?	How many requests were denied in 2021?
Amesbury Police Department	0	0	0
Amherst Police Department	0	0	0
Attleboro Police Department	0	0	0
Auburn Police Department	0	0	0
Ayer Police Department	0	0	0
Barre Police Department	0	0	0
Berklee College of Music	0	0	0
Beverly Police Department	0	0	0
Billerica Police Department	0	0	0
Blackstone Police Department	0	0	0
Brookfield Police Department	0	0	0
Cheshire Police Department	0	0	0
Chester-Blandford Police Department	0	0	0
Cohasset Police Department	0	0	0
Colrain Police Department	0	0	0
Concord Police Department	0	0	0
Cummington Police Department	0	0	0
Dartmouth Police Department	0	0	0
Douglas Police Department	0	0	0
Dudley Police Department	0	0	0
East Bridgewater Police Department	0	0	0
East Longmeadow Police Department	0	0	0
Easton Police Department	0	0	0
Essex Police Department	0	0	0
Fairhaven Police Department	0	0	0
Falmouth Police Department	0	0	0
Fitchburg Police Department	7	7	0
Foxborough Police Department	0	0	0
Framingham Police Department	4	2	2
Gloucester Police Department	0	0	0
Granby Police Department	0	0	0

Groveland Police Department	0	0	0
Hamilton Police Department	0	N/A	N/A
Hanson Police Department	0	0	0
Hardwick/New Braintree Police Department	0	0	0
Hinsdale Police Department	0	0	0
Holbrook Police	0	0	0
Holland Police Department	0	0	0
Holliston Police Department	0	0	0
Hopedale Police Department	0	0	0
Kingston Police Department	0	0	0
Leicester Police Department	0	0	0
Leominster Police Department	4	4	1
Leverett Police Department	0	0	0
Lincoln Police Department	0	0	0
Littleton Police Department	0	0	0
Longmeadow Police Department	0	0	0
Lowell Police Department	1	1	0
Ludlow Police Department	0	0	0
Lunenburg Police Department	0	0	0
Manchester-by-the-Sea Police Department	0	0	0
Marion Police Department	0	0	0
Melrose Police Department	0	0	0
Middleboro Police Department	0	0	0
Middleton Police Department	0	0	0
Millbury Police Department	0	0	N/A
Nantucket Police Department	0	0	0
Newbury Police Department	0	0	0
Norfolk Police Department	0	0	0
North Andover Police Department	0	0	0
North Brookfield Police	0	0	0
Orleans Police Department	0	0	0
Oxford Police Department	0	0	0
Pelham Police Department	0	0	0
Plainville Police Department	0	0	0
Plymouth Police Department	0	0	0
Plympton Police Department	0	0	0
Provincetown Police Department	0	0	0
Rowley Police Department	0	0	N/A
Rutland Police Department	0	0	0
Salem Police Department	2	2	0
Saugus Police Department	0	0	0

Scituate Police Department	0	0	0
Seekonk Police Department	0	0	0
Sharon Police Department	0	0	0
Sherborn Police Department	0	0	0
Southampton Police Department	0	0	0
Southbridge Police Department	0	0	0
Springfield Technical Community College PD	0	0	0
Sturbridge Police Department	0	0	0
Sudbury Police Department	0	0	0
Sunderland Police Department	0	0	0
Townsend Police Department	0	0	0
UMass Boston Police Department	0	0	0
Upton Police Department	0	0	0
Uxbridge Police Department	0	0	N/A
Wakefield Police Department	0	0	0
Warren Police Department	0	0	0
Wayland Police Department	0	0	0
Webster Police Department	0	0	0
West Boylston Police Department	0	0	0
West Bridgewater Police Department	0	0	0
West Brookfield Police Department	0	0	0
West Springfield Police Department	0	0	0
West Tisbury Police Department	0	0	0
Westborough Police Department	0	0	0
Western New England University Police	0	0	0
Westhampton Police Department	0	0	0
Westminster Police Department	0	0	0
Winchendon Police Department	0	0	0
Winthrop Police Department	0	0	0
Worthington Police Department	0	0	0
Yarmouth Police Department	0	0	0
Plymouth Sheriff's Department	2	0	2
Barnstable Sheriff's Department	0	0	0
Berkshire District Attorney's Office	6	6	1
Middlesex District Attorney's Office	68	59	5
Cape & Islands District Attorney's Office	1	1	0
Attorney General's Office	5	4	1
Department of Children and Families	8	13	0

b. Data from July 1, 2021, to December 31, 2021

Below sets forth the required data received by EOPSS delineated by certifying entities beginning at the start of fiscal year 2022, July 1, 2021, through the end of calendar year 2021.

	How many individuals, from July 1, 2021-December 31, 2021, requested nonimmigrant status certification?	How many certification forms were completed and signed from July 1, 2021-December 31, 2021?	How many requests were denied from July 1, 2021-December 31, 2021?
Abington Police Department	0	0	0
Acton Police Department	2	2	0
Acushnet Police Department	0	0	0
Adams Police Department	0	0	0
Agawam Police Department	0	0	0
Aquinnah Police Department	0	0	0
Ashby Police Department	0	0	0
Ashfield Police Department	0	0	0
Athol Police Department	0	0	0
Barnstable Police Department	2	2	0
Bedford Police Department	1	1	0
Belchertown Police Department	0	0	0
Bellingham Police Department	0	0	0
Belmont Police Department	0	0	0
Berlin Police Department	0	0	0
Bernardston Police Department	0	0	0
Beverly Police Department	0	0	0
Bolton Police Department	0	0	0
Boston Police Department	59	40	4
Bourne Police Department	0	0	0
Brewster Police Department	0	0	0
Burlington Police Department	0	0	0
Carlisle Police Department	0	0	0
Carver Police Department	1	1	0
Charlton Police Department	0	0	0
Chelmsford Police Department	0	0	0
Chelsea Police Department	20	20	0
Dalton Police Department	0	0	0
Dedham Police Department	0	0	0
Deerfield Police Department	0	0	0
Dover Police Department	0	0	0
Easthampton Police Department	0	0	0

Edgartown Police Department	0	0	0
Egremont Police Department	0	0	0
Franklin Police Department	0	0	0
Freetown Police Department	0	0	0
Georgetown Police Department	0	0	0
Gill Police Department	0	0	0
Goshen Police Department	0	0	0
Grafton Police Department	0	0	0
Great Barrington Police Dept	0	0	0
Groton Police Department	0	0	0
Hadley Police Department	0	0	0
Halifax Police Department	0	0	0
Hampden Police Department	0	0	0
Hatfield Police Department	0	0	0
Haverhill Police Department	2	N/A	N/A
Hingham Police Department	0	0	0
Hopkinton Police Department	0	0	0
Hull Police Department	0	0	0
Huntington Police Department	0	0	0
Ipswich Police Department	1	1	0
Lanesborough Police Department	0	0	0
Lawrence Police Department	3	0	0
Lenox Police Department	0	0	0
Lunenburg Police Department	0	0	0
Lynn Police Department	5	1	0
Marblehead Police Department	0	0	0
Mashpee Police Department	0	0	0
Mattapoisett Police Department	0	0	0
Maynard Police Department	0	0	0
Medfield Police Department	0	0	0
Medford Police Department	4	4	0
Medway Police Department	0	0	0
Merrimac Police Department	0	0	0
Millis Police Department	0	0	0
Milton Police Department	0	0	0
Montague Police Department	0	0	0
Natick Police Department	0	0	0
Needham Police Department	0	0	0
New Bedford Police Department	19	9	10
New Marlborough Police Department	0	0	0
North Reading Police Department	0	0	0
Northampton Police Department	1	1	0

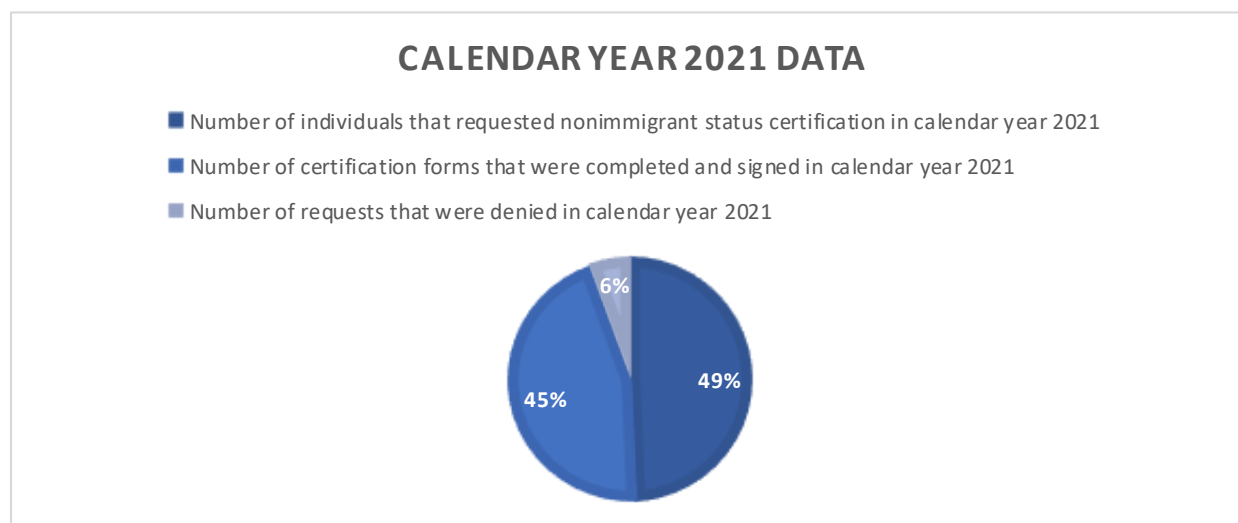
Norwood Police Department	0	0	0
Peabody Police Department	0	0	0
Pepperell Police Department	0	0	0
Pittsfield Police Department	3	3	0
Princeton Police Department	0	0	0
Reading Police Department	0	0	0
Rockport Police Department	0	0	0
Royalston Police Department	0	0	0
Salisbury Police Department	0	0	0
Shelburne Police Department	0	0	0
Shrewsbury Police Department	0	0	0
Somerset Police Department	1	0	0
South Hadley Police Department	0	0	0
Spencer Police Department	0	0	0
Stockbridge Police Department	0	0	0
Stoneham Police Department	0	0	0
Stoughton Police Department	0	0	0
Stow Police Department	0	0	0
Sunderland Police Department	0	0	0
Sutton Police Department	0	0	0
Swansea Police Department	0	0	0
Truro Police Department	0	0	0
Tyringham Police Department	0	0	0
Wales Police Department	0	0	0
Walpole Police Department	0	0	0
Wellesley Police Department	0	0	0
Wellfleet Police Department	0	0	0
Wenham Police Department	0	0	0
West Newbury Police Department	0	0	0
Westford Police Department	0	0	0
Weymouth Police Department	0	0	0
Whitman Police Department	0	0	0
Winchester Police Department	0	0	0
Windsor Police Department	0	0	0
Woburn Police Department	2	2	0
Massachusetts State Police High Risk Victims Unit	0	0	0
Essex County Sheriff Department	0	0	0
Suffolk County Sheriff's Department	0	0	0
Bristol County Sheriff's Office	0	0	0
Franklin County Sheriff's Office	0	0	0
Hampden County Sheriff's Department	0	0	0

Berkshire County Sheriff	0	0	0
Middlesex Sheriff's Office	0	0	0
Dukes County Sheriff's Office	0	0	0
Worcester County Sheriff's Office	0	0	0
Worcester County District Attorney's Office	14	14	0
Bristol District Attorney's Office	0	N/A	N/A
Essex District Attorney's Office	7	4	0
Suffolk County District Attorney's Office	18	13	2
Norfolk District Attorney's Office	8	8	0

c. Summary

i. Data for Calendar Year 2021

The total statewide statistics on data received by EOPSS on nonimmigrant status certifications and denials from January 1, 2021 to December 31, 2021, are illustrated below. Out of the 108 requests for nonimmigrant status certification, 99 forms were completed and signed, and 12 requests were denied.

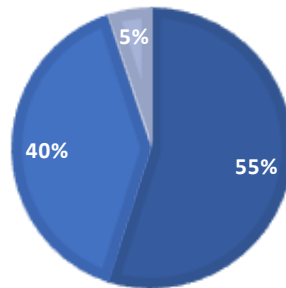


ii. Data for July 1, 2021, to December 31, 2021

The total statewide statistics on data received by EOPSS on nonimmigrant status certifications and denials from July 1, 2021 to December 31, 2021, are illustrated below. Out of the 173 requests for nonimmigrant status certification, 126 forms were completed and signed, and 16 requests were denied.

JULY 1, 2021 TO DECEMBER 31, 2021 DATA

- Number of individuals that requested nonimmigrant status certification from July 1, 2021 to December 31, 2021
- Number of certification forms that were completed and signed from July 1, 2021 to December 31, 2021
- Number of requests that were denied from July 1, 2021 to December 31, 2021



4. Steering Committee

Section 133 of Chapter 24 of the Acts of 2021 created an interagency crime victim certification steering committee and gave EOPSS the authority to convene the committee. The committee held its first meeting on March 30, 2022. The steering committee's activities will include:

- developing training materials for employees of certifying entities and other individuals who may interact with victims of criminal activity or victims of severe forms of trafficking in persons, including, but not limited to, victim advocates, court personnel or state agency personnel;
- creating sample policies to be utilized by certifying entities; providing technical assistance to certifying entities; and
- monitoring the implementation of the policies required under chapter 258F.

As required by the Section 133 the steering committee shall file a report with the clerks of the senate and house of representatives, the joint committee on the judiciary and the joint committee on public safety and homeland security by December 31, 2023. The report will include:

- a description of the activities of the steering committee;
- an overview of issues implementing the requirements of said chapter 258F;
- any recommendations to improve compliance with said chapter 258F; and
- any other information the steering committee deems relevant.

The report will also be made available on EOPSS website. Additional information on future meetings of the interagency crime victim certification steering committee can be found on the EOPSS website.

5. Conclusion

EOPSS is looking forward look forward to working collaboratively with the steering committee and the certifying agencies to fulfill the requirements of M.G.L chapter 258F and the Section 133 of Chapter 24 of the Acts of 2021.