



# Center for Health Information and Analysis

**Our mission is to monitor the Massachusetts health care system and to provide reliable information and meaningful analysis for those seeking to improve health care quality, affordability, access, and outcomes.**

[www.mass.gov/chia](http://www.mass.gov/chia)



HPC   CHIA

 Health care **Cost Growth Benchmark**  
Total Health Care Expenditures (THCE)

 **Cost Trends** analysis and hearings  
CHIA's Annual Report

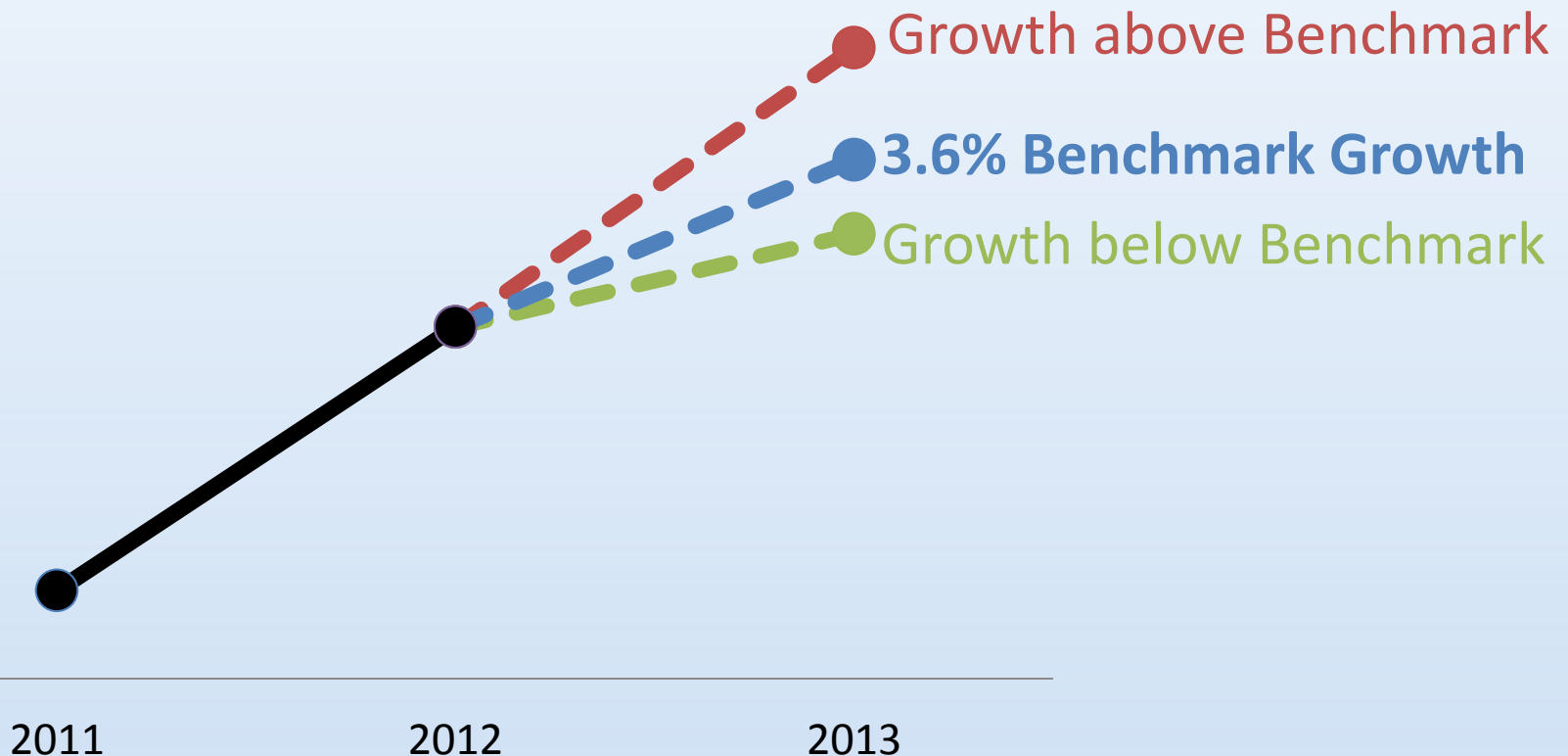
**Provider Organization** registration and analysis



HPC   CHIA

# Health Care Cost Growth Benchmark

Total Health Care Expenditures (THCE)





HPC   CHIA

## Total Health Care Expenditures (THCE)

total medical expenses, public and private

(as included in the health status adjusted TME)

+ patient cost sharing

+ net cost of private health insurance

---

Massachusetts population



HPC   CHIA

# Total Health Care Expenditures (THCE) Methodology Development

## Accuracy & Credibility





HPC   CHIA

## Total Health Care Expenditures (THCE) Potential Data Sources

### TME

- Aggregate Data
- Mature
- Non-claims data
- Prelim. & Final

### APCD

- Claims Data
- In development
- Complexity =  
Longer timeline

**Other:** Medicare, DOI, Actuarial estimates, etc.



HPC   CHIA

## CHIA 2012 Cost Trends Report (CT4)

Anticipated publication August 2013

Issue briefs in Q4 2013

- 2012 Total Medical Expenditures (preliminary)
- 2012 Relative Price
- 2012 Premiums (preliminary)
- Baseline Alternative Payment Methods
- Baseline Quality

No THCE measurement until August 2014.




HPC   CHIA

## CHIA Publication Timeline

2013

August



**CHIA Cost Trends Report**

by October 1

HPC Cost Trends Hearings

October-December

**CHIA Cost Trends Issue Briefs**

December




**CHIA Draft THCE Calculation  
Methodology**

HPC Annual Report

2014

August



**CHIA Annual Cost Trends Report  
Initial 2012-2013 THCE**

December

HPC Annual Report