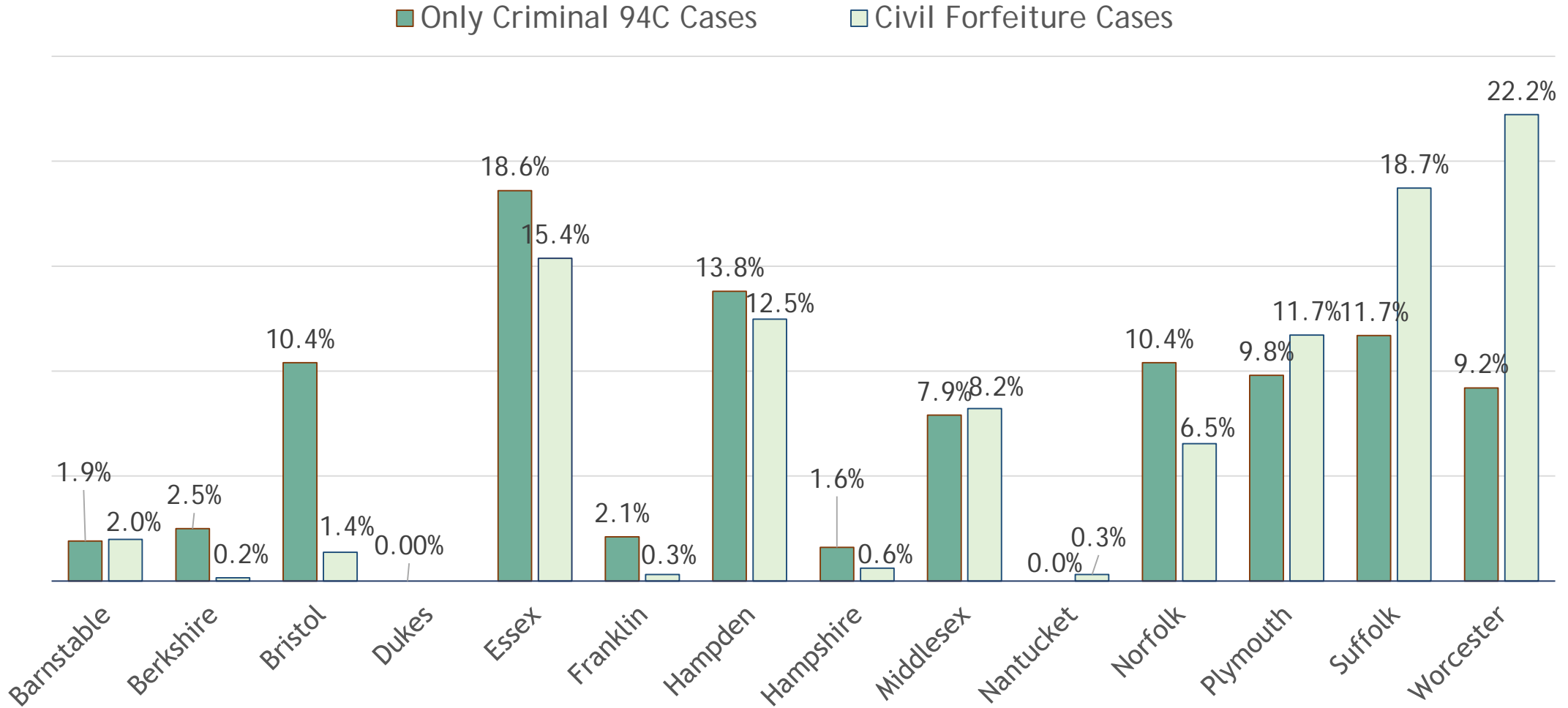




Civil Asset Forfeiture: Selected Statistics on Cases Filed and Disposed in the Superior Court

Massachusetts Trial Court
Department of Research and Planning
December 2020

Forfeiture Cases Filed in relation to Criminal Cases Filed by County, FY2020



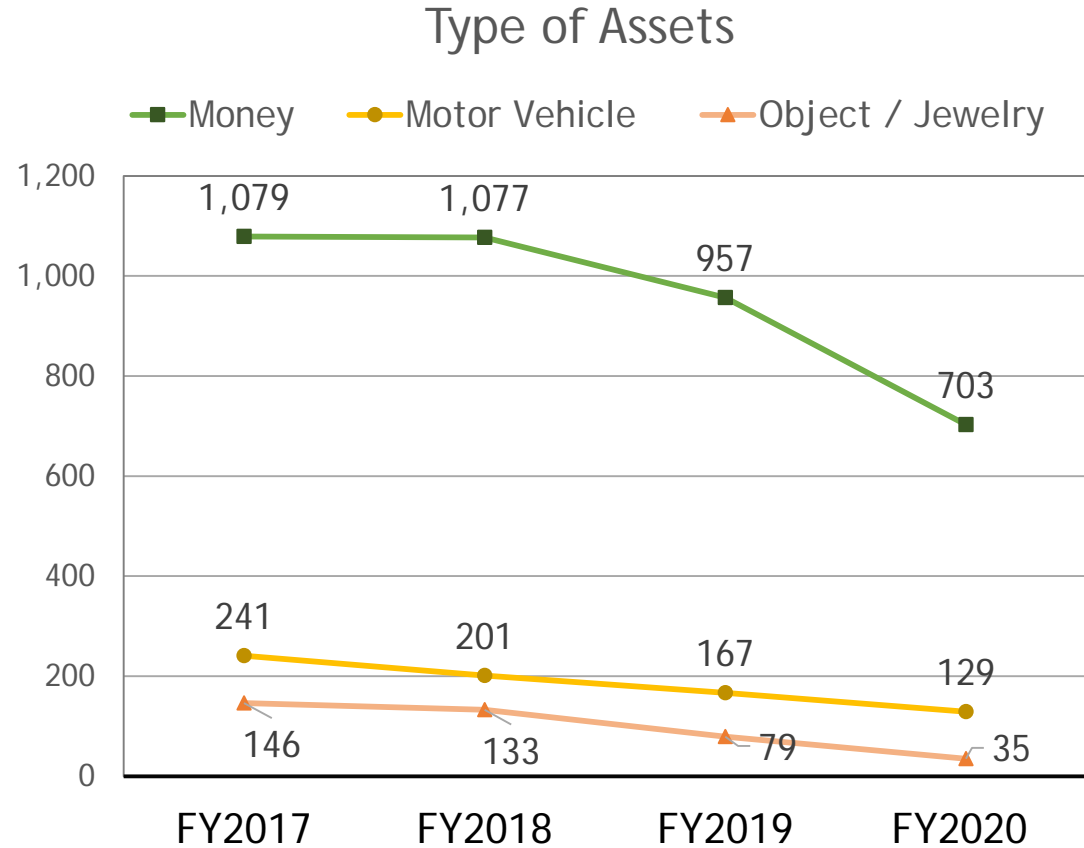
* Figures reflect criminal cases filed with one or more G.L. c. 94C, charge, and civil forfeiture cases filed under G.L. c. 94C, §47(d), and G.L. c. 265, §56, by county, as a percentage of such cases filed statewide in MassCourts.

** Massachusetts General Laws, Chapter 94C, section 47 provides for civil forfeiture of assets involved in the violation of Mass. General Laws, Chapter 94C, Forfeiture of Motor Vehicles from Fourth or Subsequent OUI Offender, c90, §24W, Forfeiture of Property Seized for Criminal Offense, c257, §6, and Forfeiture for Human Trafficking Offenses, G.L. c. 265, §56.



Assets Identified in Civil Filings, Last Four Fiscal Years

- Assets identified in civil filings included (but were not limited to): US currency, car vehicles, Rolex watches, iPhones, shoe collections, tablets, computers, TVs, and foreign/ international currency.
- Over the past four fiscal years, there were 4,947 assets identified in civil filings in the Superior Court. Money assets represented 77% of all assets.
- The overall number of assets identified in filings declined 27% when comparing fiscal year 2019 assets to fiscal year 2020 assets. Money assets also declined 26%.



* In some instances, a single asset listed on a case may represent multiple items.

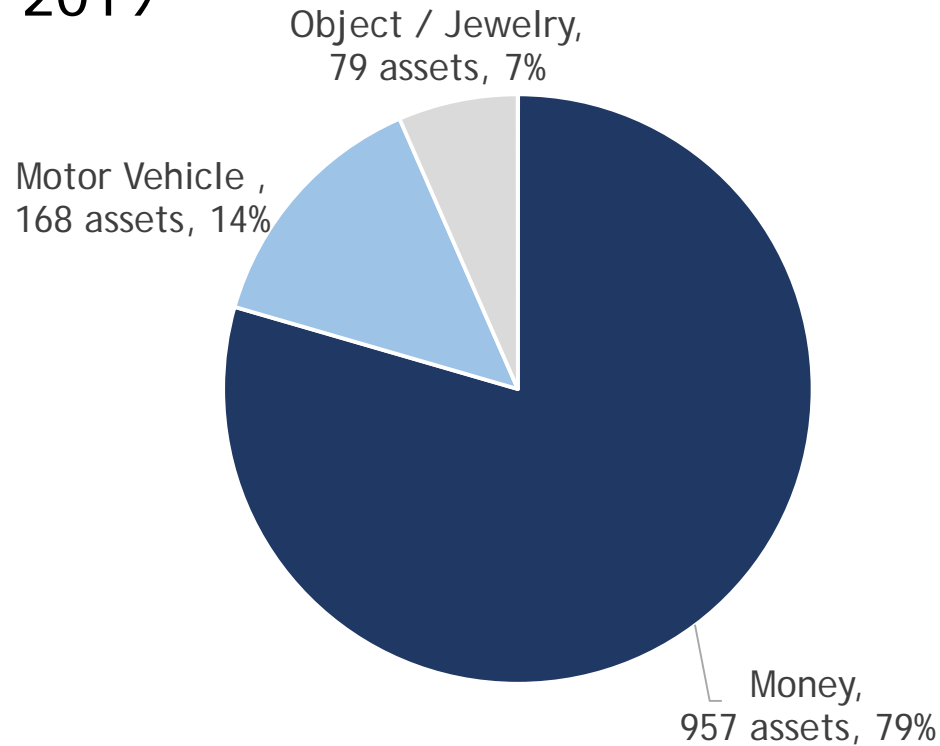
** For cases where there were two or more money-based assets listed on the case, the asset with the highest dollar value was assigned as the dollar value for the case.

*** There were fourteen (14) cases where the type of asset listed on the case could not be extracted from MassCourts. Figures reflect cases filed under G.L. c. 94C, §47(d), and G.L. c. 265, §56, in MassCourts.

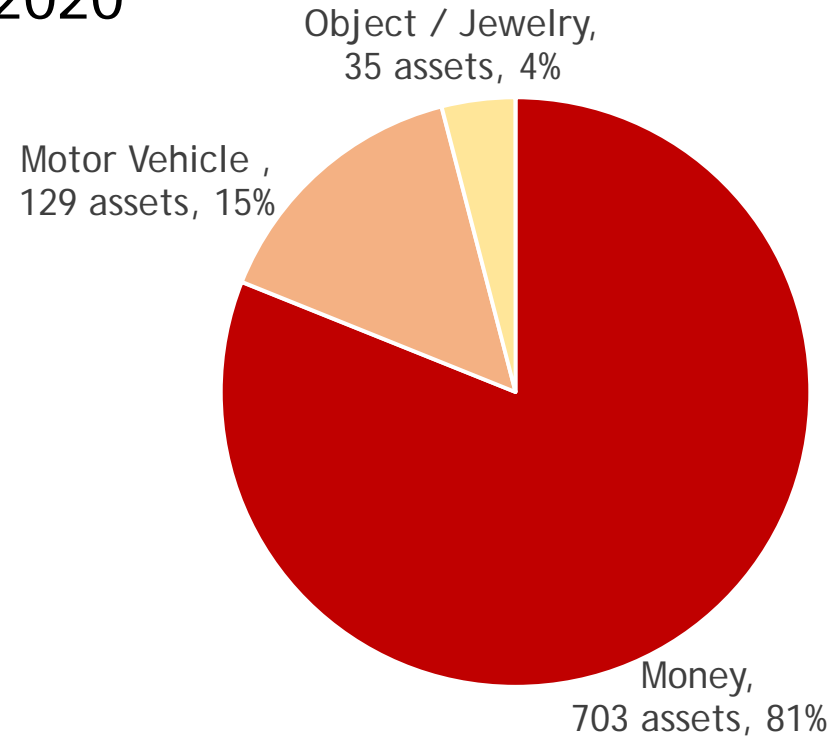


Proportion of Assets as Identified in Civil Filings Fiscal Year-over-Year Comparison

FY 2019



FY 2020



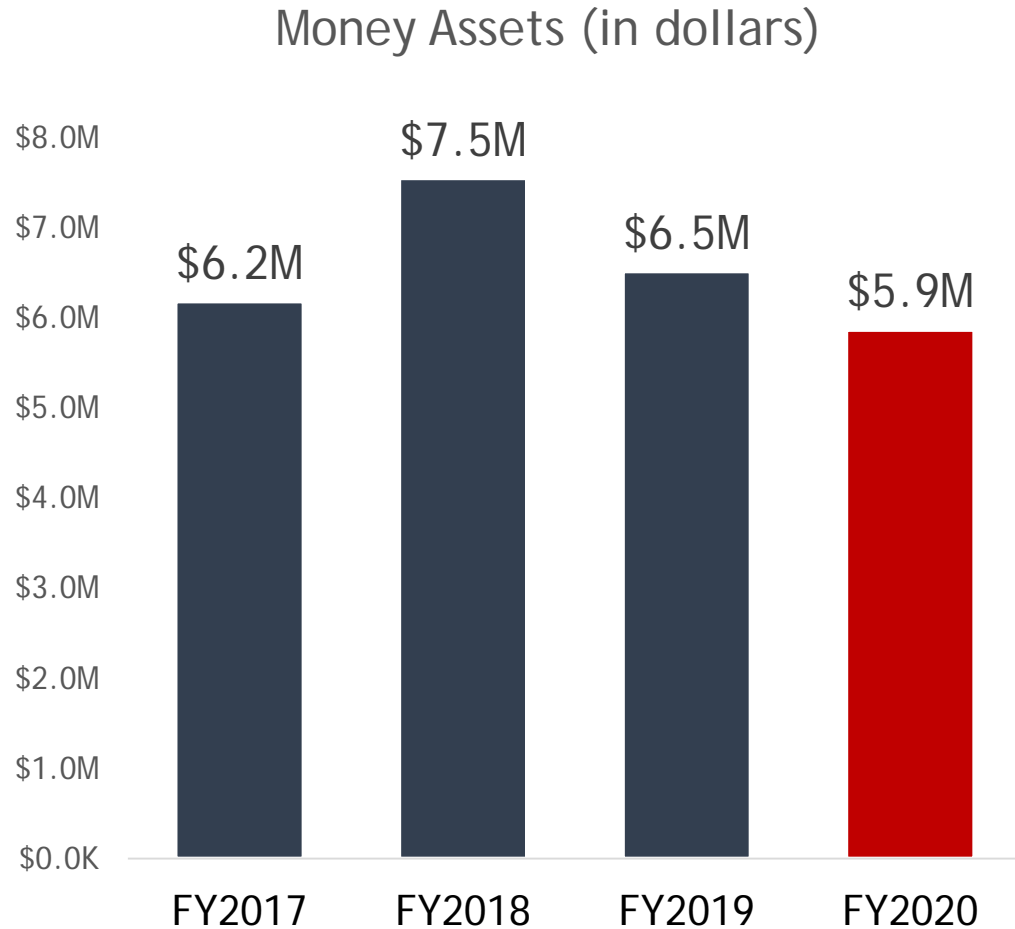
* In some instances, a single asset listed on a case may represent multiple items.

** There was only one case filed in the time period where one of the assets listed included real estate.

*** There were eleven (11) cases where the type of asset listed on the case could not be extracted from MassCourts. Figures reflect cases filed under G.L. c. 94C, §47(d), and G.L. c. 265, §56, in MassCourts.



Money Assets Identified in Civil Filings, Last Four Fiscal Years



- Civil assets forfeiture filings contained various types of money-based assets such as US currency, foreign/international currency, bank accounts, and pre-paid gift cards.
- In some instances, cases listed more than one dollar value asset.
- Over the past four fiscal years, \$26,109,345 was identified in 3,404 cases in the Superior Court.
- When comparing fiscal year 2019 to fiscal year 2020, the amount of money assets in dollars decreased by 10%.

* In some instances, a single asset listed on a case may represent multiple items.

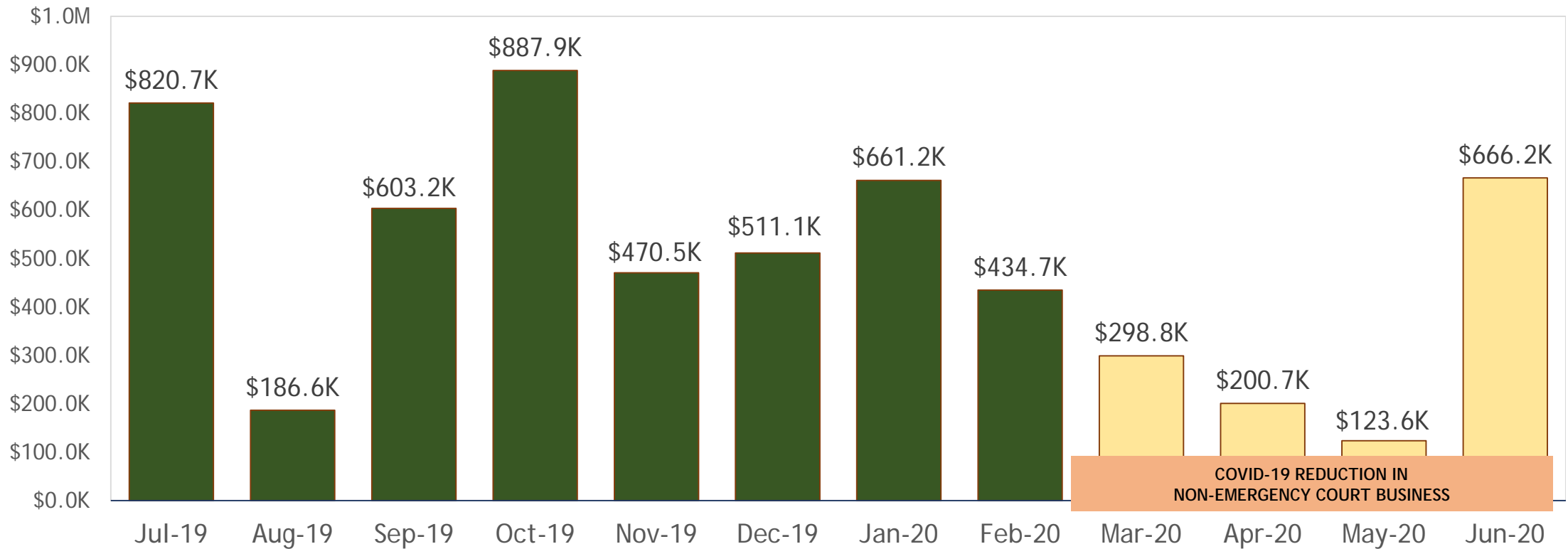
** For cases where there were two or more money-based assets listed on the case, the asset with the highest dollar value was assigned as the dollar value for the case.

*** There were fourteen (14) cases where the type of asset listed on the case could not be extracted from MassCourts. Figures reflect cases filed under G.L. c. 94C, §47(d), and G.L. c. 265, §56, in MassCourts.



Distribution of Money Assets (in dollars) by Month, FY 2020

Money assets identified in forfeiture filings declined in March, April, and May, due to the COVID-19 pandemic's impact on state operations.



* In some instances, a single asset listed on a case may represent multiple items.

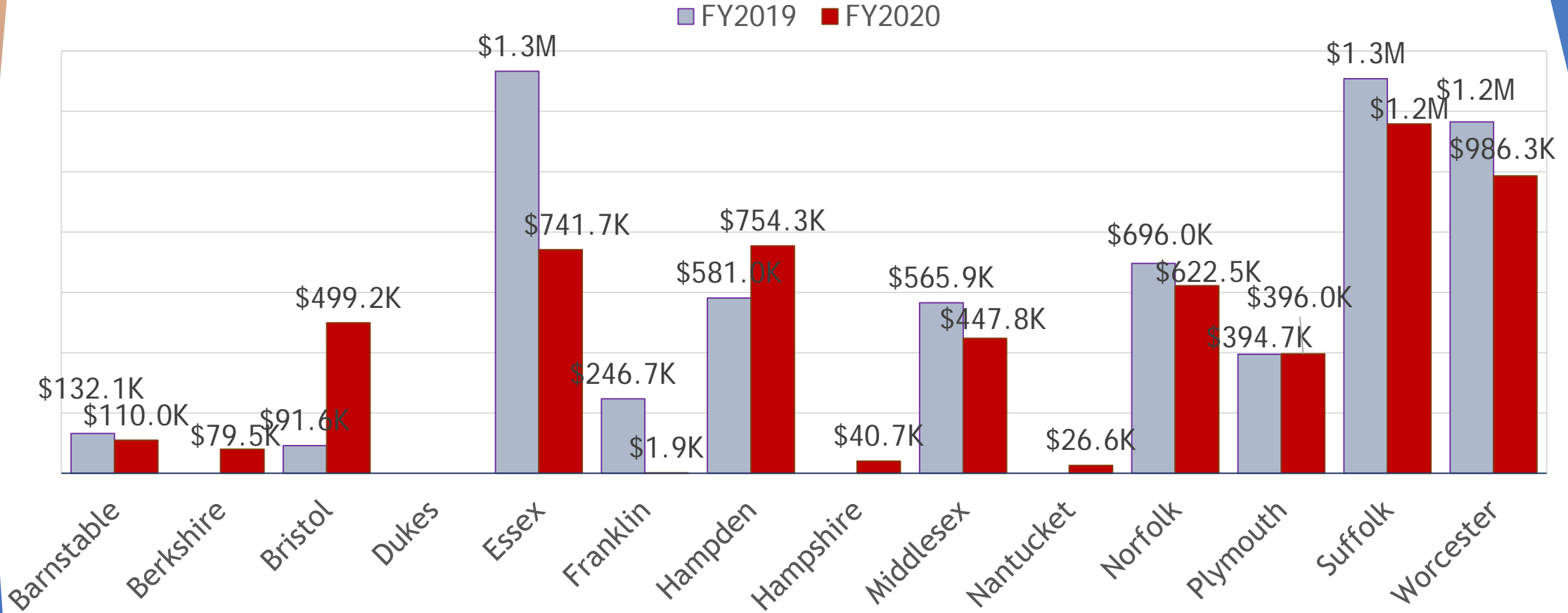
** For cases where there were two or more money-based assets listed on the case, the asset with the highest dollar value was assigned as the dollar value for the case.

*** Figures reflect cases filed under G.L. c. 94C, §47(d), and G.L. c. 265, §56, in MassCourts.

Money Assets (in dollars) by County, Year-over-Year Comparison



Filings involving dollar value assets declined in most counties when comparing fiscal year 2019 to fiscal year 2020.



* In some instances, a single asset listed on a case may represent multiple items.

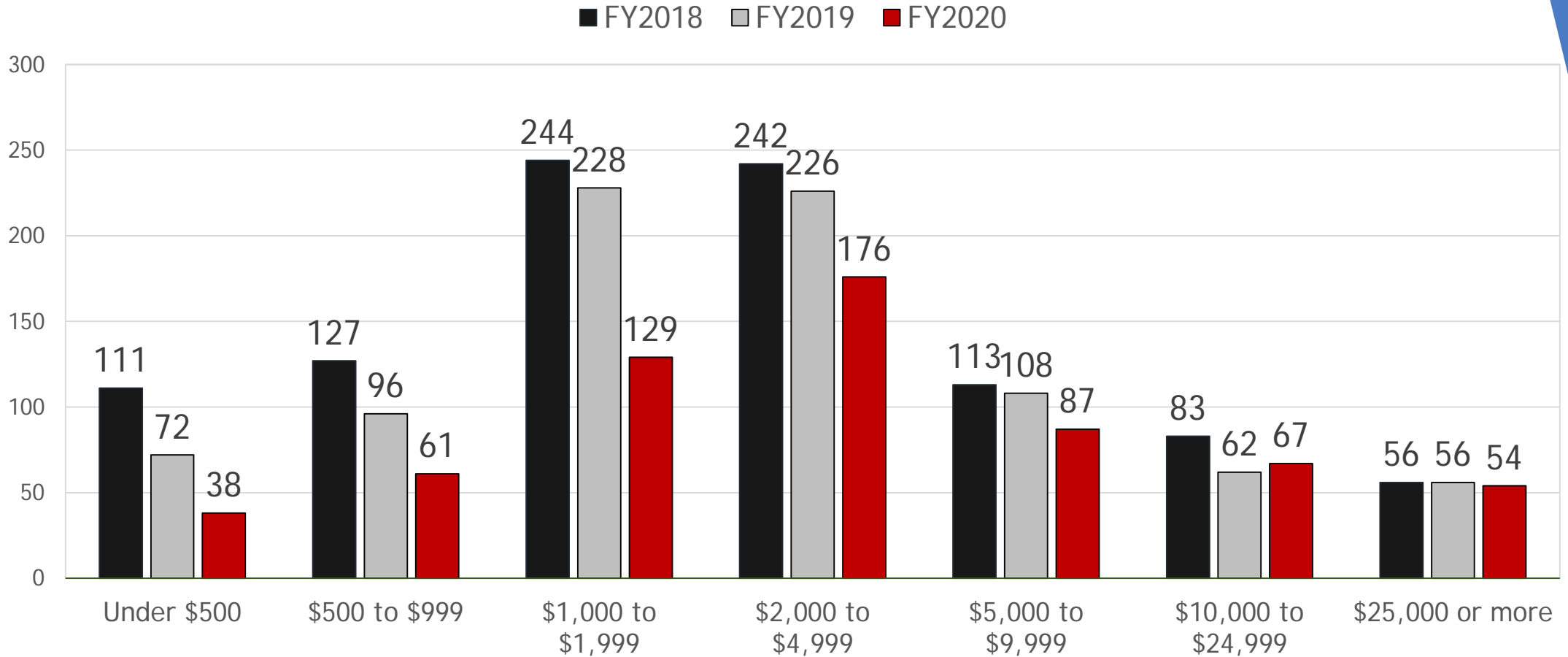
** For cases where there were two or more money-based assets listed on the case, the asset with the highest dollar value was assigned as the dollar value for the case.

*** There were eleven (11) cases where the type of asset listed on the case could not be extracted from MassCourts. Figures reflect cases filed under G.L. c. 94C, §47(d), and G.L. c. 265, §56, in MassCourts.

Distribution of Dollar Amounts by Fiscal Year



Forfeiture filings involving amounts in categories under \$2,000 experienced the largest decline in filings when comparing fiscal year 2019 to fiscal year 2020.



* In some instances, a single asset listed on a case may represent multiple items.

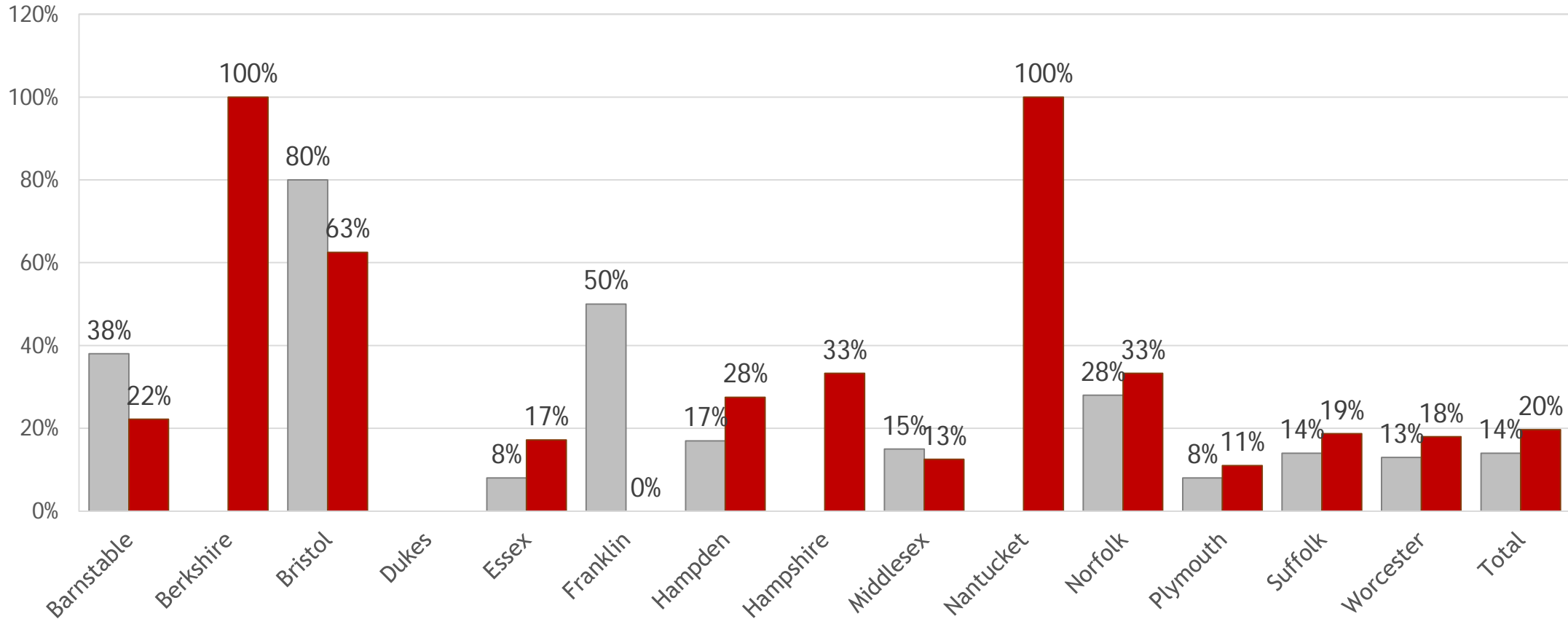
** For cases where there were two or more money-based assets listed on the case, the asset with the highest dollar value was assigned as the dollar value for the case.

*** There were fourteen (14) cases where the type of asset listed on the case could not be extracted from MassCourts. Figures reflect cases filed under G.L. c. 94C, §47(d), and G.L. c. 265, §56, in MassCourts.



Proportion of Money Assets Over \$10,000 by County

■ Over \$10,000 in FY2019 ■ Over \$10,000 in FY2020



* In some instances, a single asset listed on a case may represent multiple items.

** For cases where there were two or more money-based assets listed on the case, the asset with the highest dollar value was assigned as the dollar value for the case.

*** There were eleven (11) cases where the type of asset listed on the case could not be extracted from MassCourts. Figures reflect cases filed under G.L. c. 94C, §47(d), and G.L. c. 265, §56, in MassCourts.

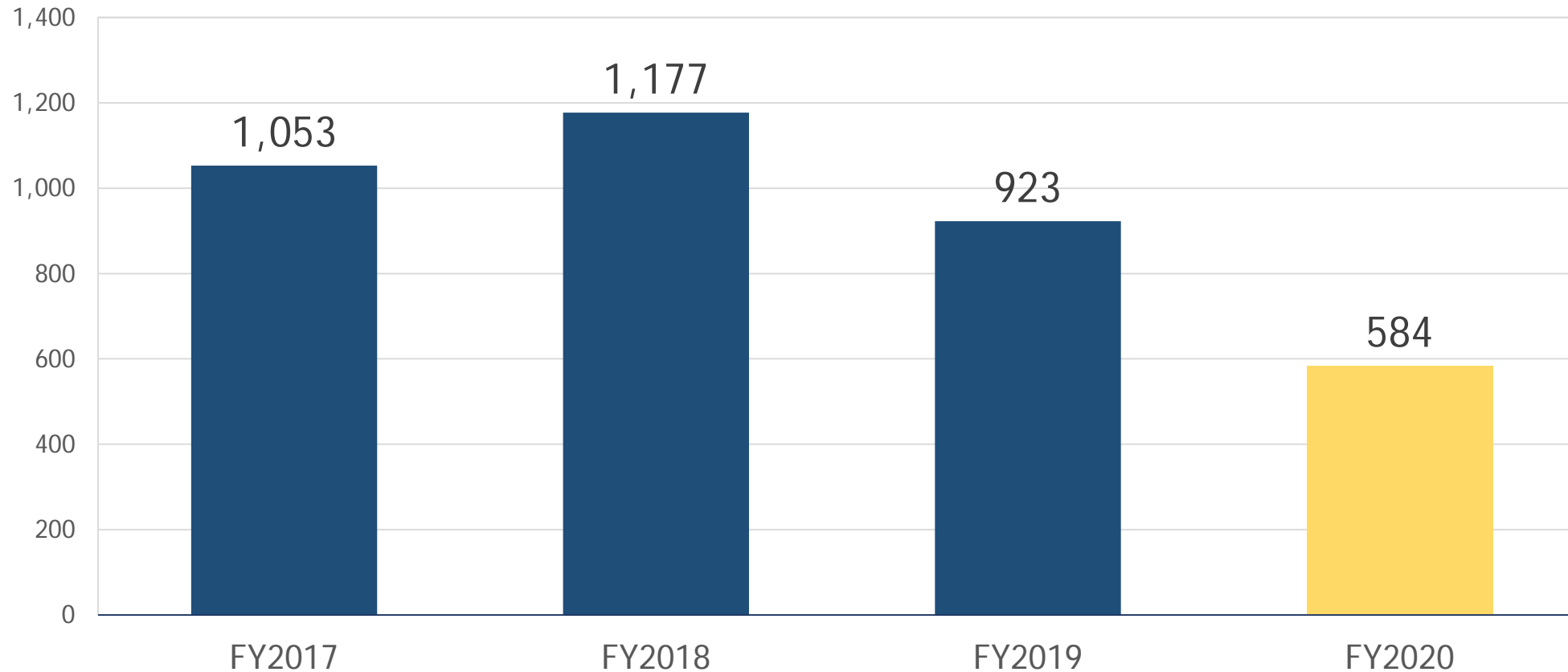


Analysis of Disposed Forfeiture Cases in the Superior Court



Civil Asset Forfeiture Cases Disposed, Last Four Fiscal Years

Fewer forfeiture filings in the courts resulted in a fewer number of disposed cases in FY2020.



* A disposed case is best defined as a case with an initial or final resolution or adjudication such as an agreement for judgment, or dismissal.

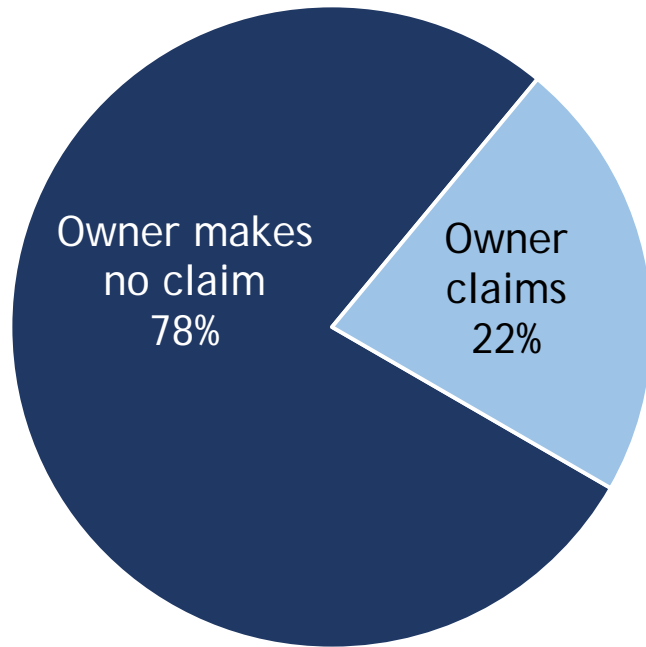
** Figures reflect cases filed under G.L. c. 94C, §47(d), and G.L. c. 265, §56, in MassCourts.



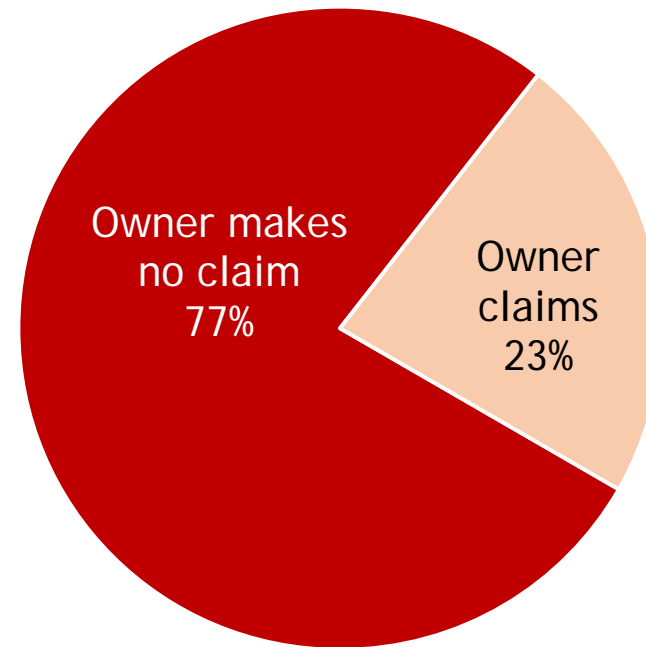
Disposed Forfeiture Cases by Claim of Property, Year-over-Year

Despite the large decrease in case dispositions in FY2020, the proportion of cases with claims of property remained largely unchanged year-over-year.

FY 2019



FY 2020

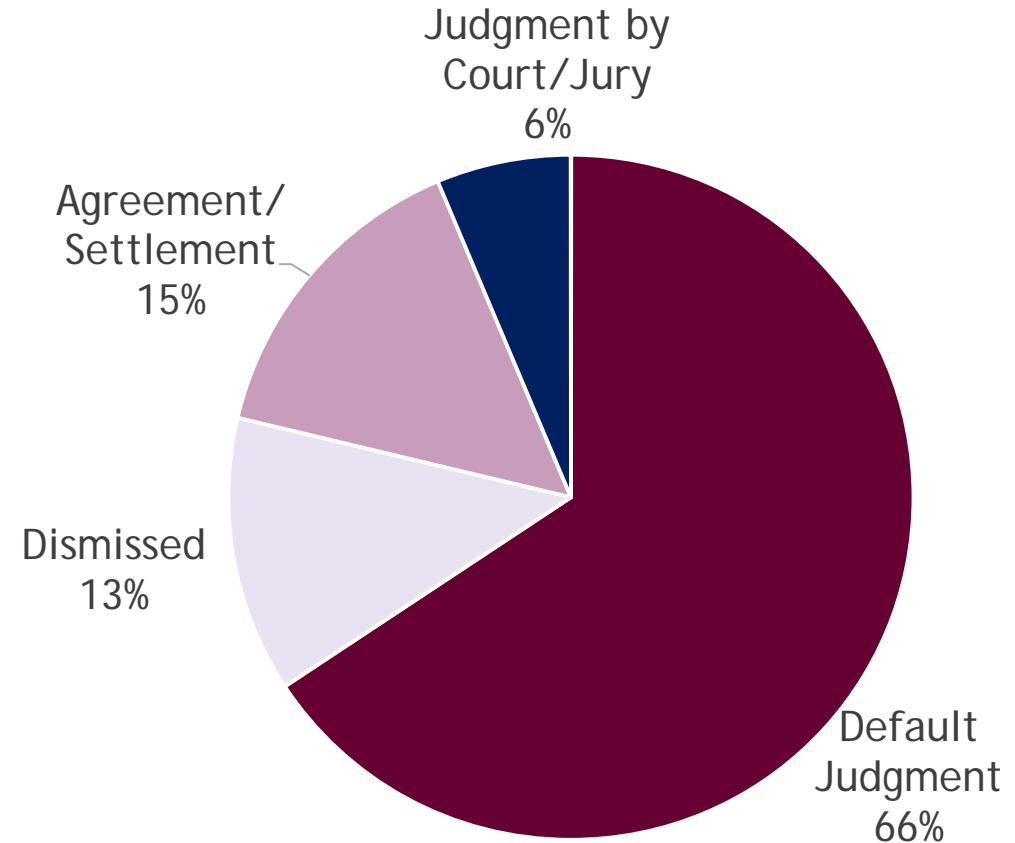


* Figures reflect cases filed and disposed under G.L. c. 94C, §47(d), and G.L. c. 265, §56, in MassCourts.



Disposed Forfeiture Cases by Type of Disposition, FY2020

- There were 583 cases with a disposition of default judgment, dismissed, or settlement/judgment.
- Default judgments accounted for 66% of disposed forfeiture cases;
- Agreements for judgment or settlements accounted for 15% of dispositions;
- Dismissals accounted for 13% of dispositions; and
- Judgment by court or jury accounted for 6% of dispositions.



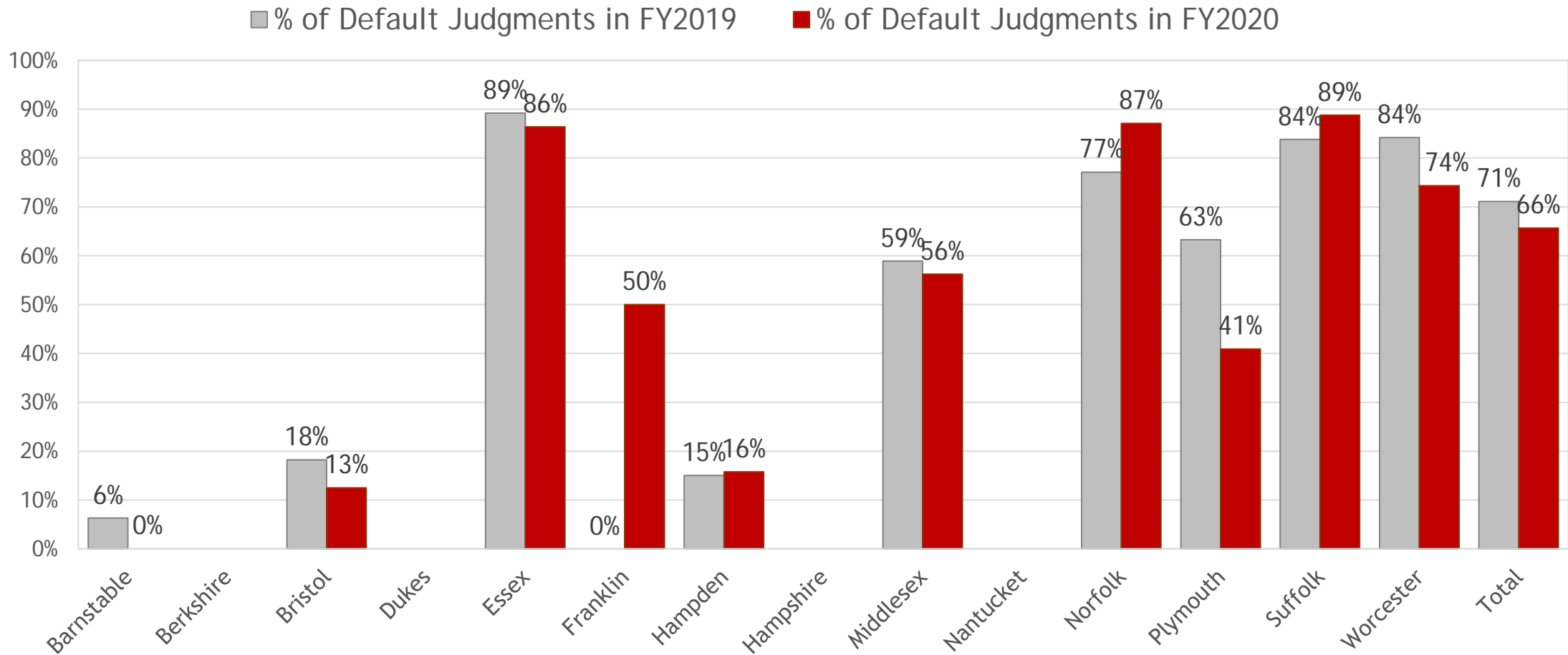
* Type of disposition was computed from the case disposition and docket entries. In FY2020, there was one case where the disposition could not be determined from MassCourts.

** Figures reflect cases filed and disposed under G.L. c. 94C, §47(d), and G.L. c. 265, §56.



Proportion of Default Judgment Dispositions by County

The proportion of cases with a default judgment decreased for the majority of counties when comparing fiscal year 2019 dispositions to fiscal year 2020.

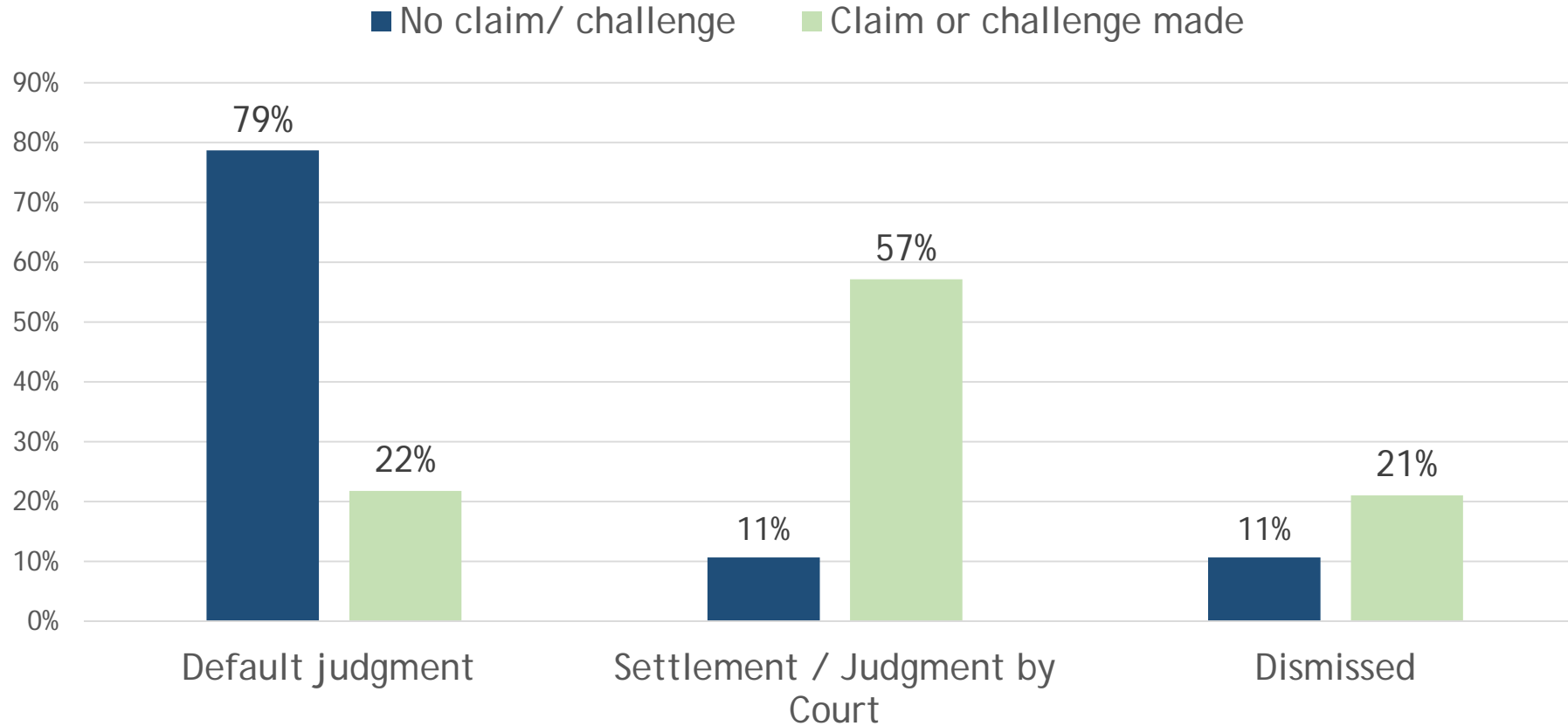


* Type of disposition was computed from the case disposition and docket entries. There were thirty-two cases where the disposition could not be determined from MassCourts in FY2019 and FY2020.

** Figures reflect cases filed and disposed under G.L. c. 94C, §47(d), and G.L. c. 265, §56.



Disposed Forfeiture Cases by Claim of Property and Disposition, FY2020



* Type of disposition was computed from the case disposition and docket entries. In FY2020, there was one case where the disposition could not be determined from MassCourts.

** Figures reflect cases filed and disposed under G.L. c. 94C, §47(d), and G.L. c. 265, §56.