



# Clean Energy Transmission Working Group

Report to the Legislature

December 2023



## Contents

Letter From the Chairs .....	iv
Clean Energy Transmission Working Group Members .....	v
Clean Energy Transmission Working Group – Staff.....	v
Acroynms.....	vi
Executive Summary .....	viii
1. Background.....	1
1.1. Legislative Mandate for the Clean Energy Transmission Working Group .....	1
1.1.1. Section 71 of the 2022 Climate Act Requirements .....	1
1.1.2. Clean Energy Transmission Working Group Membership .....	2
1.2. Public Meetings.....	3
1.2.1. Schedule.....	3
1.2.2. Public comments and participation.....	3
1.2.3. Access to information .....	3
2. Jurisdiction Authority .....	4
2.1. Federal/FERC .....	4
2.1.1. Transmission rates.....	4
2.1.2. Transmission planning and interconnection.....	4
2.1.3. Federal role in transmission siting .....	5
2.1.4. Transmission reliability.....	5
2.2. State Authorities.....	6
3. Transmission Planning.....	6
3.1. Bulk Power System.....	6
3.1.1. ISO-NE transmission planning .....	6
3.1.2. Transmission needs in New England .....	9
3.2. Distribution System.....	11
3.2.1. Defining the distribution system.....	11
3.2.2. Current state of the distribution system .....	11
3.2.3. Comprehensive planning approach.....	11
3.2.4. Future focus for system optimization and flexibility .....	12
3.3. ISO-NE Draft 2050 Transmission Study.....	12
3.3.1. Scope, assumptions, state input .....	13
3.3.2. Findings .....	14
3.3.3. Next steps.....	16

4.	Cost Allocation .....	19
4.1.	Overview of Transmission Costs and Benefits .....	19
4.2.	ISO-NE Cost Allocation.....	20
4.2.1.	Reliability projects and economic projects .....	20
4.2.2.	Public policy projects.....	20
4.2.3.	Local transmission projects.....	20
4.3.	Review of cost allocation measures in other jurisdictions .....	20
4.3.1.	SPP Highway-Byway.....	20
4.3.2.	MISO MVP .....	21
4.3.3.	PJM State Agreement Approach .....	21
5.	Offshore Wind Transmission .....	22
5.1.	Offshore Wind Opportunities in Massachusetts.....	22
5.2.	Offshore Wind Industry Assessments .....	23
5.2.1.	Central strategic themes.....	24
5.3.	Areas of Immediate Focus .....	24
5.3.1.	Interconnection points.....	24
5.3.2.	Technology standardization and advances .....	25
5.3.3.	Supply chain and services.....	25
5.4.	Review of Industry Studies and Offshore Wind Activities in Massachusetts .....	25
5.5.	Federal Funding Opportunities .....	27
5.5.1.	Infrastructure Investment and Jobs Act.....	27
5.5.2.	Inflation Reduction Act.....	28
5.6.	Policy and Regulatory Initiatives and Coordination .....	29
5.7.	Other State & Regional Planning and Policy Documents.....	30
5.7.1.	Massachusetts Clean Energy and Climate Plan for 2025 and 2030 .....	30
5.7.2.	Maine Offshore Wind Roadmap .....	30
5.7.3.	Rhode Island Road to 100% Renewable Electricity .....	30
6.	Interconnection and Order No. 2023 .....	31
6.1.	ISO-NE Process .....	31
6.2.	Distribution System Process .....	32
6.3.	Interconnection Improvements .....	33
7.	Advanced Transmission Technologies.....	36
7.1.	Introduction and Definition.....	36
7.2.	Grid Enhancing Technologies .....	36
7.2.1.	Dynamic line ratings.....	37

7.2.2.	Power Flow Control.....	38
7.2.3.	Topology optimization.....	38
7.3.	Advanced Conductors.....	38
7.4.	Use and Sequence of ATTs.....	39
8.	Siting and Permitting .....	41
8.1.	Federal.....	41
8.2.	State.....	42
8.2.1.	Dual siting responsibilities of the DPU and EFSB .....	42
8.2.2.	What is the EFSB? .....	43
8.2.3.	EFSB jurisdictional facilities .....	44
8.2.4.	DPU jurisdictional facility siting and related functions.....	44
8.2.5.	EFSB/DPU adjudicatory process .....	45
8.2.6.	Areas of EFSB/DPU review for electric transmission projects .....	46
8.2.7.	Other permitting agencies .....	48
8.3.	Growing Portfolio of Clean Energy Projects .....	50
8.4.	Challenges for Solar Development .....	50
9.	Recommendations.....	51
9.1.	Transmission Planning.....	51
9.2.	Interconnection.....	53
9.3.	Offshore Wind Transmission.....	54
9.4.	Workforce Development .....	54
9.5.	Siting and Permitting .....	55
9.6.	Other .....	56
A.	Appendix A: Summary of Public Comments to the CETWG .....	i
A.1.	JERA Americas .....	i
A.2.	Anbaric.....	i
A.3.	Lilli-Ann Green, Wellfleet Assembly of Delegates.....	ii
A.4.	Berkshire Regional Planning Commission .....	ii
A.5.	RENEW Northeast.....	iii
A.6.	Independent System Operator of New England (ISO-NE) .....	iv

## Letter From the Chairs

The interstate electric transmission system is foundational to our clean energy future. It gives life to the vision of a power grid fueled by abundant renewable resources, transporting this energy across Massachusetts, throughout New England, and beyond our region's borders. The strength of our regional and interregional transmission ties is critical to achieving decarbonization. Transmission enables the dispatch of low cost, clean power and keeps the lights on by enhancing system reliability and resilience.

Building out our shared power grid will require substantial investments. These investments are ultimately borne by consumers. Affordability must remain front of mind, and cost containment, scrutiny, and transparency are key to a successful and equitable clean energy transition.

This report of the Clean Energy Transmission Working Group (CETWG) discusses how transmission is planned, how it is paid for, the benefits it provides to the electric grid and to the consumers that fund it, and impediments to transmission development. It recommends actions at the federal, regional, and state levels in connection with transmission infrastructure.

The recommendations represent a starting point for further potential action and, in some cases, encouragement of continued work or advocacy already underway. They do not, on their own, constitute a new policy or effectuate the implementation of any policy. This document is a product of CETWG discussions. CETWG members represent a diverse group of organizations and a range of priorities. Any views or perspectives are those of the CETWG as a whole and do not necessarily reflect those of any individual CETWG member or organization participating in working group.

This report is the culmination of hard work and sustained efforts under a tight timeframe. We thank everyone who participated in these efforts, including members of the public and organizations that provided their perspectives along the way. We are grateful for the staff of the Department of Energy Resources (DOER), the Massachusetts Department of Public Utilities (DPU), and the Executive Office of Energy and Environmental Affairs (EEA). These staff members kept our project on task and on track and committed substantial time, including on nights and weekends, to complete this deliverable to the Legislature. In addition, working group members dedicated many hours of their time and expertise in service to our collective mission. We appreciate the contributions of all members and their willingness to work through complex issues as we attempted to achieve consensus on the contents and recommendations in this report. We also acknowledge Senator Michael J. Barrett and Representative Jeffrey N. Roy, co-chairs of the Joint Committee on Telecommunications, Utilities and Energy, and their staffs for their close engagement and for providing helpful insights and questions throughout our meetings.

In addition to CETWG members, several outside experts presented on various topics at our meetings. We express our thanks to the Independent System Operator of New England (ISO-NE), the U.S. Department of Energy (DOE), Jenner & Block LLP, New Leaf Energy, Engie North America, Highland Fleets, Eversource Energy, and National Grid. We also thank the Grid Modernization Advisory Council (GMAC) for co-hosting one of our meetings and Massachusetts Undersecretary of Energy Michael Judge for updating the CETWG on the work of the Commission on Energy Infrastructure Siting and Permitting (CEISP).

## Clean Energy Transmission Working Group Members

**Jason Marshall**, Deputy Secretary and Special Counsel for Federal and Regional Energy Affairs, Executive Office of Energy and Environmental Affairs, Designee for Commissioner Elizabeth Mahony, Massachusetts Department of Energy Resources, CETWG Co-Chair

**James M. Van Nostrand**, Chair of the Massachusetts Department of Public Utilities, CETWG Co-Chair

**Ashley Gagnon**, Massachusetts Office of the Attorney General, Designee for Attorney General Andrea Campbell

**Senator Michael J. Barrett**, Co-Chair of the Joint Committee on Telecommunications, Utilities and Energy

**Representative Jeffrey N. Roy**, Co-Chair of the Joint Committee on Telecommunications, Utilities and Energy

**Brooke M. Thomson**, Associated Industries of Massachusetts, Inc.

**Doug Howgate**, Massachusetts Taxpayers Foundation, Inc.

**Joseph LaRusso**, Acadia Center

**Hilary Pearson**, LineVision

**Johannes Pfeifenberger**, Brattle Group

**Liz Delaney**, New Leaf Energy

**Sheila Keane**, New England States Committee on Electricity

**Ronald DeCurzio**, Massachusetts Municipal Wholesale Electric Company (MMWEC)

**Barry Ahern**, National Grid

**David Burnham**, Eversource Energy

## Clean Energy Transmission Working Group – Staff

### Department of Public Utilities

**Shirley Barosy**

**John Slocum**

**Greggory Wade**

### Department of Energy Resources

**Colin Carroll**

**Paul Holloway**

**Sarah McDaniel**

**Joanna Troy**

### Executive Office of Energy and Environmental Affairs

**Mary “Weezie” Nuara**

## Acroynms

AC	alternating current
AI	artificial intelligence
AMI	advanced metering infrastructure
ANOPR	advanced notice of proposed rulemaking
ARI	active resource integration
ASO	affected system operator
ATT	Advanced Transmission Technologies
BIL	Bipartisan Infrastructure Law
CCRIS	Cape Cod Resource Integration Study
CECP	Clean Energy and Climate Plan
CEISP	Commission on Energy Infrastructure Siting and Permitting
CETWG	Clean Energy Transmission Working Group
CIP	Capital Investment Project
DC	direct current
DER	distributed energy resource
DERMS	Distributed Energy Resource Management Systems
DG	distributed generation
DLR	dynamic line rating
DOE	Department of Energy
DOER	Department of Energy Resources
DPU	Department of Public Utilities
EDC	electric distribution companies
EEA	Energy and Environmental Affairs
EFSB	Energy Facilities Siting Board
EFSC	Energy Facilities Siting Council
EOED	Executive Office of Economic Development
EPS	electric power system
ESMP	Electric Sector Modernization Plans
ETU	Elective Transmission Upgrades
FERC	Federal Energy Regulatory Commission
FPA	Federal Power Act
GDO	Grid Deployment Office
GET	Grid Enhancing Technologies
GHG	greenhouse gas
GMAC	Grid Modernization Advisory Council
GRIP	Grid Resilience and Innovation Partnerships
GW	gigawatt

HVDC	high voltage direct current
IIJA	Infrastructure Investment and Jobs Act
IRA	Inflation Reduction Act
ISO-NE	Independent System Operator of New England
kV	kilovolt
LRTP	long-range transmission plan
MassCEC	Massachusetts Clean Energy Center
MassDEP	Massachusetts Department of Environmental Protection
MEPA	Massachusetts Environmental Policy Act
MISO	Midcontinent Independent System Operator
MIT	Massachusetts Institute of Technology
MMBtu	million British thermal units
MOWIP	Modular Offshore Wind Integration Plan
MVP	multi-value planning
MW	megawatts
NECEC	New England Clean Energy Connect
NERC	North American Electricity Reliability Corporation
NESCOE	New England States Committee on Electricity
NIETC	national interest electric transmission corridor
NJ BPU	New Jersey Bureau of Public Utilities
NOPR	Notice of Proposed Rulemaking
NPCC	Northeast Power Coordinating Council
NPCC	Northeast Power Coordinating Council
NYES	New York Energy Solution
OATT	open access transmission tariff
PFC	power flow controllers
PNNL	Pacific Northwest National Laboratory
POI	point of interconnection
PV	photovoltaic
RAS	remedial action schemes
RFP	request for proposals
RTOs	Regional Transmission Organizations
SEMA	Southeast Massachusetts
SPP	Southwest Power Pool
TFP	Transmission Facilitation Program
TO	transmission owner
TSED	Transmission Siting and Economic Development
VSC	voltage source converters



## Executive Summary

The Clean Energy Transmission Working Group (CETWG) was established as part of the requirements of Chapter 179, §71 of the Acts of 2022, “An Act Driving Clean Energy and Offshore Wind” (the Climate Law), to assess and report to the General Court on any necessary transmission infrastructure upgrades that may be required to support the deployment of clean energy projects, including offshore wind projects. The Climate Law designates 17 members to serve on the CETWG and requires the CETWG to submit a final report, along with recommendations for legislative and regulatory actions at the state, regional, and federal level, no later than December 31, 2023, to the clerks of the House of Representatives and Senate and the chairs of the Joint Committee on Telecommunications, Utilities and Energy.<sup>1</sup> In carrying out its mandate, the CETWG met nine times from July through December 2023 to receive presentations, review materials, and discuss the following topics:

- Jurisdictional Authority
- Transmission System Planning
- Distribution System Planning
- Consumer Costs
- Cost Allocation
- Offshore Wind Transmission
- Interconnection
- Advanced Transmission Technologies
- Siting and Permitting

### Jurisdictional Authority

The Federal Power Act (FPA) of 1935 provides the Federal Energy Regulatory Commission (FERC) with exclusive jurisdiction over wholesale sales of electricity in interstate commerce and the transmission of electricity across state lines. States and local governments have authority over the siting and construction of transmission lines. They also have authority over the electric distribution system, including rate regulation, siting and construction of distribution facilities, and interconnection of facilities to the distribution system. Legislatures, for their part, direct statutory and regulatory changes that drive the need for transmission, such as decarbonization requirements leading to greater electrification that, in turn, increase load and the potential need for new transmission.

### Transmission System Planning

Transmission facilities in the Commonwealth are owned and operated primarily by National Grid and Eversource Energy, and to a lesser extent by other utilities and municipal light plants. These facilities operate at voltages levels between 69 kV and 345 kV and are part of a larger interconnected electric grid

---

<sup>1</sup> The CETWG’s bylaws provide that members may (1) support, (2) decline to support, or (3) abstain from any part or the whole of the Final Report. The two co-chairs of the Joint Committee on Telecommunications, Utilities, and Energy and the NESCOE representative elected to abstain from supporting the Final Report.

extending from the Canadian Maritime Provinces to the Midwest United States. Transmission owners (TOs) design, physically operate, and maintain the grid to ensure compliance with mandatory reliability standards and design criteria and ensure reliability of the transmission system.

ISO New England (ISO-NE) is an independent entity regulated by FERC that, among other things, plans and directs the operation of the region's bulk power system. ISO-NE conducts regional transmission planning in New England pursuant to its tariff, considering projects based on reliability, market efficiency, or public policy needs. The ISO-NE planning process for reliability needs begins with a reliability assessment study of a particular sub-area of the New England transmission system, called a "Needs Assessment," that identifies system needs considering forecasted loads and known changes to the generation fleet over a ten-year horizon. When ISO-NE identifies a system reliability problem from a Needs Assessment, it works with TOs to develop transmission upgrades to resolve reliability needs or uses a competitive transmission development process to solicit transmission solutions from qualified transmission developers. ISO-NE's tariff also includes planning processes that transmission planners can use to identify transmission upgrades that provide economic benefits or meet one or more New England state's public policy requirements or goals.

TOs also have obligations to maintain or replace their existing facilities. Because of this, TOs frequently engage in asset condition-related upgrades. TOs generally allocate the costs of these projects on a pro rata basis across the region. Recently, transmission owner spending on asset condition projects has substantially increased and now outpaces projects identified through ISO-NE's regional planning process. As a result, the New England States Committee on Electricity (NESCOE) requested that the TOs develop and adopt substantive and procedural reforms to the asset condition project process to increase the transparency, predictability, and cost discipline of asset condition projects. This ongoing effort is supported by other regional stakeholders, including consumer advocates. TOs are in the process of developing and implementing reforms to these procedures.

The electric grid nationwide is confronting ongoing challenges stemming from aging infrastructure, insufficient transmission capacity, and increasing reliance on variable generation sources. In response to these challenges, the United States Department of Energy (DOE) recently completed a National Transmission Needs Study designed to identify and quantify interregional needs under different clean energy policy scenarios. The Needs Study showed an urgent demand for additional electric transmission infrastructure in and between nearly all transmission regions across the United States to enhance reliability and resilience.

The Needs Study identified New England as one region having a significant need to increase its interregional transfer capacity, specifically between New England and New York. Transmission planners are making progress in exploring expanded ties between regions in the Northeast. Earlier this year, Massachusetts led a bipartisan request to DOE from the New England states, New York, and New Jersey to form a multi-state collaborative to work with our federal partners on opportunities to develop electric transmission infrastructure to enhance our interregional connections, including the potential build-out of an offshore wind network. This collaborative expanded to include Maryland and Delaware.

In 2020, the New England states through NESCOE asked ISO-NE to implement a longer-term, repeatable regional transmission planning effort that would provide a high-level transmission system plan to meet the needs of the New England states' energy transition with participation and input by state officials. In 2021, ISO-NE began work on the 2050 Transmission Study, the first such longer-term study. The 2050 Transmission Study is designed to inform states, stakeholders, and the region of possible future transmission needs and provide directional results to inform decisions around future investment to meet

the region's clean energy needs. The Draft 2050 Transmission Study includes several high-level observations around transmission-related challenges the future grid may face during the clean energy transition:

- Reducing peak load significantly reduces transmission costs. Limiting load growth could be achieved through more aggressive demand response, energy efficiency, and peak shaving programs. Limiting load growth could also be achieved by using some stored fuel for heating on the coldest days.
- Targeting and prioritizing areas of the transmission system with the highest likelihood of future system constraint are likely to bring the greatest benefit for a wide range of possible future conditions as the clean energy transition accelerates.
- Incremental upgrades can be made as opportunities arise. Many of the identified transmission concerns can be addressed by rebuilding existing transmission lines rather than building new lines in new locations.
- Generator locations matter. The specific location of generators can have a significant impact on the needed transmission upgrades. In general, locating generation close to large load centers, such as cities, can reduce the strain on the transmission system.
- Transformer capacity is crucial. Transformers “step down” power from higher to lower voltages. The Study found that as load increases, higher voltage lines become more important. In turn, the power transferred on the higher voltage lines must eventually be stepped down to lower voltages on the way to the distribution system. The region will need a significant number of additional transformers to support load growth.

As part of the study, ISO-NE developed conceptual transmission infrastructure solutions for all identified concerns and corresponding cost estimates. Generally, the solutions comprised both new transmission lines as well as the rebuilding of existing transmission lines. Total cost to serve a 51 GW winter peak load in 2050 was estimated to be \$16-17 billion, or approximately \$0.62 to \$0.65 billion per year between now and 2050. Total cost to serve a 57 GW winter peak load in a high-electrification scenario would be approximately \$23- \$26 billion, or approximately \$.88 billion to \$1 billion per year to 2050. For context, total transmission spending between 2002 and mid-2023 was \$15.3 billion, or an average of approximately \$0.73 billion per year. The investments would be spread out between now and 2050 and are useful for providing an order-of-magnitude estimate of future transmission system costs inherent in maintaining reliable transmission service through the clean energy transition. ISO-NE is now working to establish a process by which states can operationalize the 2050 Study results. Stakeholder discussions on this second phase of the longer-term transmission study process began in October 2023.

### Distribution System Planning

The electric distribution system encompasses the intricate network of power lines, utility poles, substations, and associated equipment that act as the final link in the process of delivering electrical energy from the transmission system to end users. The distribution system within the Commonwealth has been experiencing a systematic change in recent years with the adoption of distributed solar resources and the increased deployment of energy storage solutions. This growth can be attributed to proactive state policies and initiatives that have resulted in the distribution networks within Massachusetts becoming some of the most densely connected systems for distributed energy resources in the country.

Additionally, the future distribution system will need to accommodate substantial new load from several sources, including transportation and heating electrification. Section 53 of the Climate Law requires the Commonwealth’s electric distribution companies (EDCs) to develop Electric Sector Modernization Plans (ESMPs) “to proactively upgrade the distribution and, where applicable, transmission systems to: (i) improve grid reliability, communications and resiliency; (ii) enable increased, timely adoption of renewable energy and distributed energy resources; (iii) promote energy storage and electrification technologies necessary to decarbonize the environment and economy; (iv) prepare for future climate-driven impacts on the transmission and distribution systems; (v) accommodate increased transportation electrification, increased building electrification and other potential future demands on the distribution and, where applicable, transmission systems; and (vi) minimize or mitigate impacts on the ratepayers of the commonwealth, thereby helping the commonwealth realize its statewide greenhouse gas emissions limits and sublimits under chapter 21N.” The EDCs must submit their ESMPs to the Department of Public Utilities (DPU) by January 29, 2024, and the DPU must approve, approve with modifications, or reject the ESMPs within seven months of the filings.

### Consumer Costs

The Draft 2050 Transmission Study and the ESMP process to date highlight that the clean energy transition likely will require significant electric transmission and distribution infrastructure investments. The costs of future grid investments will flow into regional transmission service and local distribution rates and be borne by the region’s ratepayers. By way of context, the regional transmission rate has nearly doubled between 2012 and 2023 and is projected to increase by approximately another 38% over the next four years. According to ISO-NE, under the transmission rates for residential retail consumers in CT, ME, MA, NH, and RI in effect on January 1, 2022, transmission costs represent approximately 7.9% to 15.3% of total residential retail electricity rates. These increasing transmission costs have contributed to New England consumers paying some of the highest electricity rates in the country. Accordingly, it is critical that the Commonwealth appropriately consider and mitigate cumulative cost impacts for consumers associated with distribution and transmission development and renewable energy procurements.

### Cost Allocation

FERC mandates the adoption of cost allocation methods in planning regions and has a long-standing cost allocation policy that aligns costs with benefits by identifying the beneficiaries of proposed regional transmission facilities and imposing the associated costs on them. However, FERC has not adopted a universal or comprehensive definition of “benefits” and “beneficiaries,” allowing regional planning entities flexibility if they comply with six regional cost allocation principles. In 2022, FERC issued a Notice of Proposed Rulemaking (NOPR) to reform regional transmission planning and cost allocation. The NOPR proposed longer-term planning requirements and greater state involvement in determining cost allocation, while preserving cost allocation principles. The NOPR remains pending at FERC.

At present, ISO-NE transmission projects that address grid reliability and economic needs are allocated on a load-ratio basis based on the amount of electricity demand in each state. Under a default cost allocation method, costs of public policy projects planned by ISO-NE would be shared 70% by consumers throughout the region on a load-ratio basis and 30% by consumers of those states whose public policies drive the need for these projects. Elective transmission projects are 100% funded by the project developer and local transmission projects are allocated locally to customers within a single transmission owner’s service territory.

## Offshore Wind Transmission

The current approach to offshore wind transmission planning involves offshore wind developers taking interconnection and delivery risk by making informed approximations on where they can import the most amount of clean energy at the lowest cost and least disruption to surrounding communities. As each subsequent state request for proposals (RFP) is released, however, low-cost options for onshore interconnection sites for individual offshore wind farms dwindle, and onshore interconnection and grid upgrade costs and associated uncertainties are rapidly increasing. Optimizing points of interconnection for offshore wind is critical.

Targeted upgrades of the onshore network to facilitate delivery of offshore wind from proactively planned points of interconnections can provide substantial benefits. Points of interconnection need to be maximized for imported power capacity, dependability, and resilience, considering environmental and community impacts. A more collaborative and proactive planning process that considers how to integrate future clean energy resources onshore and offshore will allow the region to evaluate the most cost-effective and flexible options for the region and its electricity customers. Realizing the benefit of an offshore wind network requires that individual offshore wind transmission solutions are standardized so they can be integrated in the future. In addition, high voltage direct current (HVDC) equipment needs for offshore wind will require continued work and assessment, notably to improve the equipment that is currently available, to diversify supplier options in the market, and to build out an HVDC supply chain that can lower costs.

## Interconnection

Backlogs of projects in the interconnection queue waiting to be studied, and high volumes of projects dropping out of studies at various stages of the process, are driving calls for interconnection process reform. ISO-NE's interconnection queue has experienced significant delays in the time necessary to complete studies, with over 30,000 MW of proposed projects in its queue. As interest in developing clean energy has grown, so has the need for more studies that are also more complex. Studies are time-intensive, complicated, and rely on a limited workforce challenged by a shortage in engineering expertise to accomplish this work.

ISO-NE has primarily studied interconnection projects serially, or one after another. Under current ISO-NE rules, project developers bear the costs of the upgrades needed to connect to the grid, including upgrades both at the point of interconnection and elsewhere on the system (referred to as network upgrades). If a single project seeking interconnection triggers costly upgrades beyond the normal costs of installing interconnection facilities, the project may become nonviable, and the developer may cancel the interconnection request. In that case, the issue on the grid will not have been resolved and will thereby remain for the next project that ISO-NE studies, likely causing that project to similarly cancel its interconnection request.

FERC's recent Order No. 2023 mandates a variety of changes to the interconnection process, with the expectation these revisions will speed up interconnection queues and improve the timeliness of interconnection projects. The revisions include requirements that studies be conducted in groups or clusters to share network upgrade costs among projects, fixed timelines for studies to be completed, higher barriers to enter the project queue, and penalties for TOs and regional transmission organizations (RTOs) if deadlines are not achieved. ISO-NE is in the process of developing its compliance rules, which are required for submission to FERC in April 2024.

## Advanced Transmission Technologies (ATTs)

ATTs are software and hardware solutions that can increase the capacity of existing transmission in existing rights of way and minimize the siting, permitting and construction of new transmission lines, thereby helping to address the timely need for new transmission capacity in the Commonwealth. According to DOE, ATTs include Dynamic Line Rating (DLR); topology control; power flow control; and advanced conductors. Collectively, DLR, topology control, and power flow control are known as Grid-Enhancing Technologies (GETs). ATTs may be deployed on existing and new transmission infrastructure to provide greater situational awareness, flexibility, and control over the grid. Hardware solutions, such as advanced conductors and cables, focus on improvements to the physical assets and infrastructure responsible for carrying, converting, or controlling electricity. DOE reports that while physical upgrades are generally more capital intensive than the sensor and software solutions employed by GETs, they can offer cost effective upgrades to further improve the long-term capability, reliability, and resilience of the grid without new rights of way. However, considering it may take years to construct new physical infrastructure, the deployment of ATTs may provide greater system operational flexibility until additional physical transmission infrastructure can be added and can materially increase the capacity of existing transmission assets and aid in deploying new clean energy resources.

## Siting and Permitting

Federal, state, and local authorities all play a role in siting and permitting electric transmission facilities. Electric transmission facility siting and permitting largely rest with the states. The Commonwealth has two state agencies with responsibilities in energy facilities siting: the DPU and the Energy Facilities Siting Board (EFSB). The DPU has authority over new electric transmission line construction or significant alteration of existing lines. For these projects, electric companies must show a proposed project is needed, serves the public convenience, and is consistent with the public interest. The DPU also has authority over eminent domain, local zoning exemptions, and grants of location for transmission lines. The EFSB is an independent board, the statutory purpose of which is to review and approve proposed energy facilities to ensure a reliable energy supply, with minimum impact on the environment, at the lowest possible cost. There are numerous other state and local agencies that have specified areas of permit and approval authority and oversight for proposed electric transmission facilities.

## Recommendations

The CETWG report makes several recommendations designed to enhance the process of planning, developing, siting, and operating existing and new transmission facilities to support the transition to a clean energy future. Recommendations are separated into several areas: transmission planning, interconnection, offshore wind transmission, workforce development, and siting and permitting. The list of recommendations is extensive and includes:

- Support efforts to create more comprehensive, proactive, and forward-looking transmission planning processes that address all transmission needs and benefits in an integrated fashion while protecting consumers from inefficient or unneeded transmission investment.
- Encourage the co-location of needed new onshore transmission infrastructure within state-owned or state-controlled properties and corridors, such as highway and railroad rights-of-way.



- Consider collaborating with other New England states, ISO-NE, and regional stakeholders to develop a greater understanding of challenges associated with procuring certain bulk power system equipment and potential solutions.
- Support a regional analysis of ATTs, informed by experience to-date with the implementation of FERC Order 881. If after appropriate analysis planners determine that ATTs offer a more cost-effective strategy to achieve the Commonwealth's transmission goals, any needed tariff rules should be developed to facilitate the deployment of ATTs.
- Consistent with any direction from the DPU, support the development of local transmission upgrades necessary to proactively create points of interconnections and the necessary headroom on the transmission grid to meet statewide energy and decarbonization requirements.
- Amend Section 70 of Chapter 179 of the Acts of 2022 to enable DOER to competitively solicit and select proposals for transmission to deliver clean energy generation to help achieve the Commonwealth's clean energy requirements, beyond existing authority to solicit and select transmission related solely to offshore wind.
- In partnership with other New England states, continue to develop enhancements to and creation of programs to limit peak load growth (e.g., demand response, time of use rates, rate design, load management, and energy efficiency programs) which, in turn, would reduce the intensity of needed transmission.
- Continue the effort with other New England, New York, and mid-Atlantic states to explore (i) interregional transmission needs and identify the most cost-effective upgrades and new transmission projects (onshore and/or offshore); (ii) offshore transmission standards in state procurements (such as HVDC standards and network-ready offshore substations) that will allow the creation of regional and interregional transmission links in the future; and (iii) new interregional planning procedures.
- Work with regional partners to establish a forum to explore generation interconnection process improvements beyond FERC Order No. 2023 compliance and facilitate stakeholder collaboration on regional best practices for Distributed Generation (DG) Affected System Operator (ASO) studies.
- Evaluate the offshore wind procurement process as part of a strategic offshore wind plan, considering recent procurement experiences along the east coast.
- Work with other New England states, ISO-NE, and transmission-owning companies to initiate a regional analysis to determine the optimal locations for the interconnection of offshore wind.
- Support continued workforce development efforts to increase the number of engineers and technical staff.
- Recommend the CEISP consider the conclusions regarding siting and permitting challenges to electric transmission infrastructure addressed in this report.

# 1. Background

Massachusetts is moving aggressively to meet statutory requirements to reduce carbon emissions from the electric, heating, and transportation sectors by 2050 and to increase renewable energy resources.<sup>2</sup> Other New England states have similar requirements and goals.<sup>3</sup> These requirements are prompting an historic transition to the electric power grid, prioritizing clean resources such as wind and solar photovoltaic (PV) generation and leading to increased electrification of the heating and transportation sectors. Over the next several decades, electrification is expected to increase overall consumer demand for electricity, drive changes in usage patterns,<sup>4</sup> and increase the need for transmission to move electricity from new generation resources to the consumer. As the electric grid evolves toward renewable and variable or intermittent resources, and consumers rely more on electricity for transportation, heating, and cooling, it will be increasingly important to ensure that the transmission system is reliable and efficient to meet these new demands.<sup>5</sup>

## 1.1. Legislative Mandate for the Clean Energy Transmission Working Group

### 1.1.1. Section 71 of the 2022 Climate Act Requirements

The Clean Energy Transmission Working Group (CETWG) was established as part of the requirements of Chapter 179, §71 of the Acts of 2022, “An Act Driving Clean Energy and Offshore Wind” (the Climate Law) to assess and report to the General Court on any necessary transmission infrastructure upgrades that may be required to support the deployment of clean energy projects that may interconnect into the Commonwealth for the benefit of residents of the Commonwealth and the region, including but not limited to offshore wind projects.

The CETWG’s scope includes the following:

- Consider both in-state transmission upgrades as well as regional transmission upgrades that may be necessary to accommodate the Commonwealth’s clean energy requirements.
- Provide recommendations on actions or initiatives that may be undertaken by Independent System Operator of New England (ISO-NE), the Federal Energy Regulatory Commission (FERC), and other regional and state-level entities that may be helpful or necessary to funding, securing, or approving such upgrades.
- Include a cost-benefit analysis to identify regulatory and legal challenges associated with obtaining and streamlining tariff approvals to accommodate increased clean energy penetration across New England.

---

<sup>2</sup> In December 2022, the Executive Office of Energy and Environmental Affairs (EEA) released the *2050 Clean Energy and Climate Plan (CECP)*, detailing how the state plans to meet its statutory requirements to achieve Net Zero greenhouse gas emissions by 2050. The plan sets sector-specific emissions limits which equal the required gross greenhouse gas emissions reductions of at least 85% below 1990 levels and proposes carbon sequestration goals to supplement reductions and meet the 2050 net-zero requirement.

<sup>3</sup> The five New England states with emission reduction requirements or goals are Connecticut, Maine, Massachusetts, Rhode Island, and Vermont.

<sup>4</sup> To include changes in seasonal and daily shifts in peak demand.

<sup>5</sup> ISO-NE, *2023 Regional System Plan (2023 RSP)*, at pg. 15, “the power grid of the future looks radically different from the power grid of the past, and immense resource and transmission buildouts, along with flexible loads and modifications to our grid planning processes, are required to meet the changed needs;” available at <https://www.iso-ne.com/static-assets/documents/100004/10-2023-draft-rsp23-public-meeting.pdf>.



- Assess and review cost-allocation measures adopted in other jurisdictions that aim to spread transmission upgrade costs equitably among ratepayers and developers across the states and regions.
- Give special attention to the need to equitably allocate costs to, and share costs with, benefitted populations outside the Commonwealth, and include policy recommendations that may be needed to equitably recover such costs.

The Climate Law requires the CETWG to submit a final report, along with any recommendations for legislative and regulatory actions at the state, regional, and federal level, no later than December 31, 2023, to the clerks of the House of Representatives and the Senate and the chairs of the Joint Committee on Telecommunications, Utilities and Energy.

### 1.1.2. Clean Energy Transmission Working Group Membership

CETWG membership is specified in the Climate Law and comprises seventeen (17) members, or their designees, appointed by the Governor and representing a wide array of organizations and interests. The Chairman of the DPU and the Commissioner of Department of Energy Resources (DOER) chair the CETWG, supported by DPU and DOER staff. Members do not receive compensation for their services and serve until completion of the final report with recommendations is issued. The members include the following representatives:

- Chair of the Department of Public Utilities
- Commissioner of the Department of Energy Resources
- Attorney General
- 2 co-chairs of the Joint Committee on Telecommunications, Utilities, and Energy
- 6 appointees of the Governor from the following organizations and associations:
  - American Society of Civil Engineers
  - Associated Industries of Massachusetts, Inc.
  - Massachusetts Taxpayers Foundation, Inc.
  - National Consumer Law Center
  - The Acadia Center
  - Northeast Clean Energy Council, Inc.
- 6 additional appointees of the Governor, representing:
  - Representative or consultant to the offshore wind industry
  - Representative or consultant to the solar energy industry
  - Economist with knowledge of the electricity transmission, distribution, generation, and power supply
  - Representative of municipal interests or a regional public entity
  - 2 representatives of investor-owned utilities in the Commonwealth

## 1.2.Public Meetings

### 1.2.1. Schedule

The CETWG conducted a total of nine public meetings between July and December 2023. The CETWG held meetings virtually via Zoom and provided advance notice to the public. The CETWG added two additional meetings in December to provide additional time for members to consider the draft report to the legislature and allow additional opportunities for public comment.

#### Meeting Dates and Presentations

- July 28th: Introduction to ISO-New England System Planning
- August 25th: ISO-NE's 2050 Transmission Study
- September 22nd: Offshore Wind Transmission
- October 13th: Distribution System Planning and Operations
- November 3rd: Jurisdictional Authority and Cost Allocation
- November 17th: Interconnection and FERC Order No. 2023, Clean Energy Siting and Permitting, and Review Draft CETWG Report Conclusions and Recommendations
- December 6th: Review of Draft CETWG Report
- December 15th: Review of 2<sup>nd</sup> Draft CETWG Report
- December 21st: Final Report Vote

### 1.2.2. Public comments and participation

Meetings of the CETWG provided an opportunity for public comment and, in addition, written comments were accepted throughout the process of meeting and developing this report. Written public comments are summarized in a brief appendix and posted to the CETWG website. In addition, interested parties were encouraged to register for notifications of meetings via a [CETWG list service](#) and meeting materials and presentations were made available via the [CETWG website](#) for review.<sup>6</sup>

### 1.2.3. Access to information

The [CETWG website](#) is available to the public and provides an overview of the Climate Law in regard to the reporting requirements and meeting details, to include the reporting requirements of the CETWG, appointed members and organizational affiliation, and meeting schedule. For each meeting, an agenda, presentation materials, previous meeting minutes, and other relevant information were posted in advance. A Notice of Public Meeting was also submitted to the Secretary of State in advance as required. Draft report conclusions and recommendations were posted to the website on November 16, 2023, a first draft of the CETWG report posted on November 25, 2023, and a second draft report was posted on December 13, 2023. A public meeting and vote to approve report recommendations was held on December 21, 2023. Public comment was accepted throughout the process.

---

<sup>6</sup> Available at <https://www.mass.gov/info-details/clean-energy-transmission-working-group-cetwg>.

## 2. Jurisdiction Authority

### 2.1.Federal/FERC

FERC is an independent federal agency within DOE that regulates the interstate transmission of electricity, natural gas, and oil. The Department of Energy Organization Act created FERC in 1977 and replaced its predecessor agency known as the Federal Power Commission. FERC is an independent agency, and thus its decisions are not subject to review by DOE. FERC's decisions are subject to judicial review in the U.S. courts of appeals.

Below is an overview of FERC's jurisdiction over electricity transmission, particularly with respect to the setting of rates, system planning and interconnection, siting of facilities, and maintaining reliability.

#### 2.1.1. Transmission rates

The Federal Power Act of 1935 (FPA) gave FERC's predecessor, the Federal Power Commission, jurisdiction over the transmission of electricity, and the sale of electric energy at wholesale, in interstate commerce. In short, FERC has exclusive authority over sales for resale of electricity that cross state lines, as well the transmission of electricity across state lines.

In *New York v. FERC*, the Supreme Court affirmed the FPA's "clear and specific grant of jurisdiction" to FERC over the regulation of electric transmission in interstate commerce.<sup>7</sup> This statutory grant extends to FERC's review of public utility TOs' tariffs filed under FPA Section 205, as well as over FERC's power under FPA Section 206 to fix any rate, charge, or classification demanded, observed, charged, or collected for transmission by such utilities (including the FERC's remedial authority over "any rule, regulation, practice, or contract affecting such rate, charge, or classification"). FERC plays an essentially passive and reactive role under Section 205, as those filings are driven by the filing utility. By contrast, FERC can take on a proactive role under Section 206, which empowers it to modify existing rates either upon a complaint or upon its own initiative.

Although FERC's actions in these areas may impact consumer bills, it is up to state public utility commissions to determine retail rates (*i.e.*, the rates individual consumers pay each month on their electricity bills). States have authority over sales of electricity to consumers within their state, as well as intra-state transmission (also called distribution) of electricity.

#### 2.1.2. Transmission planning and interconnection

FERC affirmed and clarified its jurisdiction over transmission planning and interconnection of facilities to the bulk transmission system through a series of orders dating back to the 1990s. In 1996, FERC issued its historic Order No. 888, which restructured interstate transmission of electricity from a contract-based service to a common carrier-type service and provided for open access. In 1999, FERC issued Order No. 2000, which promoted the creation of RTOs to provide nondiscriminatory open access to transmission. Order No. 2000 defined the minimum characteristics of an RTO as: (1) independence from market participants; (2) appropriate scope and regional configuration; (3) possession of operational authority for all transmission facilities under RTO control; and (4) exclusive authority to maintain short-term reliability of the grid. ISO-NE is the RTO for the New England region.

---

<sup>7</sup> 535 U.S. 1, 22 (2002).

Then, in 2005, Congress amended the FPA to specifically authorize FERC to act “in a manner that facilitates the planning and expansion of transmission facilities to meet the reasonable needs of load-serving entities.” In 2007, FERC issued Order No. 890, requiring the local transmission planning process of all public utility transmission providers to satisfy nine transmission planning principles: (1) coordination; (2) openness; (3) transparency; (4) information exchange; (5) comparability; (6) dispute resolution; (7) regional participation; (8) economic planning studies; and (9) cost allocation for new projects.

Building on these reforms, in 2011, FERC issued another transmission planning order (Order No. 1000) requiring each transmission owning and operating public utility to participate in regional transmission planning that satisfies specific planning principles designed to prevent undue discrimination and preference in transmission service, and that produces a regional transmission plan. Each planning process must have a method for allocating *ex ante* among beneficiaries the costs of new transmission facilities in the regional transmission plan, and the method must satisfy six regional cost allocation principles—including “cost causation,” under which “[t]he cost of transmission facilities must be allocated to those within the transmission planning region that benefit from those facilities in a manner that is at least roughly commensurate with estimated benefits.”

In 2022, FERC issued a Notice of Proposed Rulemaking (NOPR) to reform regional transmission planning and cost allocation, and a separate NOPR on generator interconnection.<sup>8</sup> One goal of the transmission planning/cost allocation NOPR, which remains pending at FERC, is to ensure more proactive and forward-looking planning of future transmission needs while also affording regions and states sufficient flexibility in developing appropriate methods for allocating the costs of meeting those transmission needs. On July 28, 2023, FERC issued its order on “Improvements to Generator Interconnection Procedures and Agreements” (Order No. 2023) to speed up the processes RTOs use to study and approve the interconnection of new generation resources, including solar and offshore wind generators.<sup>9</sup> RTOs will adjust their existing processes by early 2024 to comply with the new order.

### 2.1.3. Federal role in transmission siting

The Energy Policy Act of 2005 established a limited federal role for the siting of transmission facilities by adding Section 216 to the FPA, authorizing FERC to issue permits to construct transmission facilities, under certain circumstances, including when a state denies or fails to act on a siting application within one year. See Section **Error! Reference source not found.** for more information about FERC’s limited transmission siting authority.

### 2.1.4. Transmission reliability

After the 2003 Northeast Blackout, Congress gave FERC broad authority over the reliability of the high voltage (99 kilovolt (kV)+) transmission system, also called the bulk power system. FPA Section 215 directs FERC to adopt and enforce mandatory reliability standards. Under this regime, the North American Electricity Reliability Corporation (NERC) develops the standards and proposes them to FERC for review and approval. NERC, in turn, delegates authority to eight regional entities to monitor and enforce compliance of those reliability standards. The entity that covers New England, the Northeast

---

<sup>8</sup> FERC, Docket No. RM21-17-000, NOPR, *Building for the Future Through Electric Regional Transmission Planning and Cost Allocation and Generator Interconnection*, Issued April 21, 2022; available at <https://www.ferc.gov/media/rm21-17-000>.

<sup>9</sup> FERC, Docket No. RM22-14-000; Order No. 2023, *Improvements to Generator Interconnection Procedures and Agreements*, Issued July 28, 2023; available at <https://www.ferc.gov/media/e-1-order-2023-rm22-14-000>.

Power Coordinating Council (NPCC), is thus authorized within its region to enhance reliability by, among other things, engaging in assessments of reliability, creating region-specific standards, and monitoring the compliance of users, TOs, and operators within the region.

## 2.2.State Authorities

States and local governments have authority over the siting and construction of transmission lines. They also have authority over the electric distribution system, including rate regulation, siting and construction of distribution facilities, and interconnection of facilities to the distribution system. Through statutory changes, legislatures may direct regulatory changes, including to the distribution system, siting, and electric generation procurement. Legislatures may also drive the need for transmission through legislative changes, such as decarbonization requirements leading to greater electrification that, in turn, increases load and potential need for new transmission. In addition, state-initiated and led procurements for renewable generating resources can have implications for transmission needs and reliability impacts.

In Massachusetts, the DPU is the state regulatory agency that can adopt policies, including clean energy policies, that impact the grid. The Siting Division of the DPU has authority to, among other things, issue licenses to construct and operate transmission lines and permit the taking of land (or issuance of easements) for necessary energy facilities. Separately, the EFSB, an independent state board, reviews proposed large energy facilities, including electric transmission lines. EFSB approval is required prior to the commencement of construction of any EFSB-jurisdictional facility in the Commonwealth, and no State agency may issue a construction permit for any such facility unless EFSB has approved the petition to construct the facility.

The Massachusetts, DOER develops and implements policies that include maximizing procurement and deployment of clean energy resources and improving the cost of such resources relative to fossil fuel generation. For example, DOER plays a key role in supporting Massachusetts' procurement of offshore wind generation. Massachusetts currently has procurement authority for a total of 5,600 megawatts (MW) of offshore wind. The original legislation regarding offshore wind procurement, the 2016 Energy Diversity Act, amended the Green Communities Act by adding Section 83C and requiring a total of 1,600 MW of offshore wind by 2027. The Legislature increased that target several times in ensuing years. Recent legislation (H. 5060, enacted Aug. 2022) also provides that DOER may competitively solicit and procure proposals for offshore wind energy transmission to support wind energy generation projects. Following Section 83C, DOER may coordinate with other state agencies and other New England states to develop a solicitation to best meet the needs of the growing offshore wind industry while maintaining reliability. DOER must consider the total amount of transmission needed to maintain reliability, avoid unnecessary costs to upgrade the existing transmission grid, achieve the Commonwealth's offshore wind and decarbonization goals, and benefit consumers and the environment. Proposals can include upgrades to the existing grid, extending the grid closer to offshore wind locations, and interconnecting offshore substations.

## 3. Transmission Planning

### 3.1.Bulk Power System

#### 3.1.1. ISO-NE transmission planning

New England has carefully maintained and expanded its regional transmission system for decades to move power efficiently from various sources to the region's load centers. To manage the varying

amounts and sources of generation to serve the load needed for New England customers, the transmission system requires thoughtful and in-depth short- and long-term planning. With the growing amount of new, clean energy generation across the Commonwealth and region, it is essential that all stakeholders involved work together to ensure system reliability and expand the grid to meet rapidly evolving needs.

Transmission facilities across the Commonwealth are owned and operated primarily by National Grid and Eversource Energy, and to a lesser extent by several other utilities, including many of the Commonwealth's municipal light plants. These facilities operate at voltages levels between 69 kV and 345 kV. They are part of a much larger interconnected electric grid which extends from the Canadian Maritime Provinces to the Midwest United States. TOs design, functionally operate, and maintain the entire grid to ensure compliance with mandatory NERC reliability standards. Within New England, TOs must comply with mandatory standards and criteria from the NPCC, ISO-NE, as well as transmission planning and design criteria specific to individual TOs. These standards and criteria continue to evolve to ensure that the transmission system can continue to operate reliably in the face of growing load, changing generation sources, and increasing severe weather.

ISO-NE conducts regional transmission planning in New England pursuant to Attachment K of its open access transmission tariff (OATT) and generally considers projects based on reliability, market efficiency, or public policy needs. The ISO-NE planning process for reliability needs begins with a reliability assessment study of a particular sub-area of the New England transmission system, called a "Needs Assessment." These studies identify system needs (i.e., potential overloads, instability, etc.), considering forecasted loads and known changes to the generation fleet over a ten-year horizon. When ISO-NE identifies a system reliability problem from a needs assessment, it works with TOs to develop a portfolio of transmission upgrades to resolve the transmission reliability needs or, in some cases, uses the competitive transmission development process to solicit transmission solutions from qualified transmission developers. Since ISO-NE implemented changes to its OATT to comply with the directives of Order No. 1000 in 2015, ISO-NE has conducted one competitive solicitation.

ISO-NE further evaluates the transmission system solution options to determine, among other things, their feasibility of construction, potential for environmental impacts, estimated costs, longevity, and operational differences. When analysis of the options is complete, ISO-NE recommends a proposed transmission solution.

ISO-NE's tariff also includes planning processes that transmission planners can use to identify transmission upgrades that provide primarily economic benefits (i.e. lower wholesale power costs) or meet one or more New England state's public policy requirements or goals:

- **Longer-Term Transmission Planning Process:** Under a new process that FERC approved last year, ISO-NE's regional system planning process authorizes ISO-NE to conduct longer-term transmission studies that may extend beyond a ten-year planning horizon. While ISO-NE conducts the longer-term transmission studies, it relies on the states to determine the range of scenarios, including drivers, inputs, assumptions, and timeframes to be used in these studies. ISO-NE is currently in the process of developing tariff language for the longer-term transmission planning process that would allow states to operationalize study results through an ISO-NE led procurement.
- **Public Policy Transmission Planning Process:** Since 2017, ISO-NE has initiated a process every three-years required under its tariff that provides an opportunity for regional study and potential evaluation and selection of public policy-driven transmission. This process, which covers the ten-year planning horizon, includes a role for the states in confirming that public



policy requirements drive transmission needs and a role for ISO-NE is analyzing transmission needs and determining whether to select solutions.<sup>10</sup>

- Elective Transmission Upgrades (ETU):<sup>11</sup> An ETU offers the opportunity to submit a request for ISO-NE to study a proposed transmission upgrade. The requestor pays for the ISO-NE study and is ultimately responsible for the cost of building the project and any identified system upgrades. Once built, the ETU transmission project becomes part of the New England transmission network. This process is nearly identical to the interconnection process for new generation in ISO-NE. The New England Clean Energy Connect (NECEC) is an example of a project that ISO-NE studied as an ETU.

To date, ISO-NE has used these processes infrequently.

The TOs use similar approaches to periodically assess their portions of the bulk power transmission system for compliance with reliability planning standards and criteria. These assessments overlap, to some extent, with the assessments that ISO-NE performs and also extend to radial portions of the transmission system that are not studied by ISO-NE. They include additional planning criteria specific to each transmission owner, and assessments of transmission needs arising from upgrades or changes on the distribution system. For example, load growth or the addition of generation connected to the distribution system may require expansion of existing substations or the addition of new substations, both of which often require upgrades to the transmission system. The TOs identify these projects via their Local System Plans and coordinate them with regional planning processes that ISO-NE oversees.

The TOs also have ongoing obligations to maintain or replace their existing facilities – many of which are at least 50 years old and in some cases over 100 years old. Because of this, the TOs frequently engage in asset condition-related upgrades. These projects can range from targeted replacements of individual components of a transmission facility – such as transmission line structures – to the complete reconstruction of a particular facility. Asset condition projects are identified and developed by transmission-owning utilities and are not subject to ISO-NE’s regional planning process or approved by ISO-NE but are subject to ISO-NE Planning Procedure 4. For asset condition projects with estimated costs greater than \$5 million, the TOs provide notice through presentations to ISO-NE’s Planning Advisory Committee and add projects to ISO-NE’s Asset Condition List.

Projected transmission owner spend on asset condition projects has grown substantially in recent months and now far outpaces the spending on ISO-NE identified reliability transmission upgrades. For example, through June 2023, there has been \$3.4 billion in cumulative investment in New England on asset condition projects. Now, projected expenditures on asset condition projects through 2030 equals \$4.3 billion. Conversely, projected expenditures on reliability projects arising out of ISO-NE’s regional planning process is projected to be \$1.5 billion through 2027.<sup>12</sup> As a result, the New England States Committee on Electricity (NESCOE) requested that the TOs develop and adopt procedural and substantive reforms to the asset condition project process to increase the transparency, predictability, and cost discipline of asset condition projects.<sup>13</sup> This effort is supported by other regional stakeholders,

---

<sup>10</sup> The Public Policy process has been used three times since its inception. In each of those times, the states, through NESCOE, indicated that under the existing ISO Tariff, there was not a sufficient basis to initiate a Public Policy Transmission Study.

<sup>11</sup> There have been 169 ETU applications in the ISO-NE interconnection queue.

<sup>12</sup> 2023 RSP, at pg. 94-97.

<sup>13</sup> NESCOE, *Asset Condition Projects and Process Improvements*, February 8, 2023; available at [https://www.iso-ne.com/static-assets/documents/2023/02/2023\\_02\\_08\\_nescoc\\_asset\\_conditions\\_letter.pdf](https://www.iso-ne.com/static-assets/documents/2023/02/2023_02_08_nescoc_asset_conditions_letter.pdf); NESCOE, *Asset*

including consumer advocates.<sup>14</sup> TOs are in the process of developing and implementing reforms to these procedures. Additional transparency and accountability measures will be needed to ensure cost containment for these projects.<sup>15</sup> In some cases, asset condition projects add capacity to the transmission system as an incidental benefit, which can help integrate new clean energy resources. However, the region currently lacks a formal process to consider larger upsizing opportunities that would allow for an evaluation of the benefits and costs of adding additional capacity beyond what would be created incidentally.

### 3.1.2. Transmission needs in New England

#### 3.1.2.1. Need for greater network connectivity

The transmission system is an essential component of the transition to a clean energy future and a resilient transmission network is of increasing importance to the nation's economic, energy security, and overall well-being. The nation's electric grid is confronting ongoing challenges stemming from aging infrastructure, insufficient transmission capacity, and a growing reliance on variable generation sources. As such, in response to the President's Bipartisan Infrastructure Law (BIL), also known as IIJA, DOE recently completed a National Transmission Needs Study (Needs Study)<sup>16</sup> to better understand these challenges at a national level by identifying and quantifying interregional needs under different levels of clean energy policy achievement. The Needs Study examined publicly available data and more than 50 other industry reports from the past five years that assess existing and anticipated needs given varying factors such as electricity demand, public policy, and market conditions. Additionally, DOE (in collaboration with Pacific Northwest National Laboratory (PNNL)) is currently conducting a National Transmission Planning Study<sup>17</sup> to understand the value of building interregional transmission to meet these identified needs.

#### 3.1.2.2. Benefits of interregional transmission

Interregional transmission investments will bolster system resilience by granting access to diverse generation resources in different climatic zones, which is a crucial factor as climate change leads to more frequent extreme weather events that can disrupt the power system. Equitable investments in areas with higher cumulative burdens may also mitigate existing disadvantages and enhance the benefits for communities that face elevated energy burdens, prolonged outages, and heightened environmental risks. Additionally, alongside shifts in electricity supply, regional objectives and legislative actions pertaining to heating and transportation are poised to reshape the way the country consumes electricity in the coming decade and beyond. The electrification of heating and transportation, for example, will substantially increase total demand on the national grid and reshape daily electrical system demand patterns.

The Needs Study assessed anticipated future transmission and transfer capacity needs for various scenarios within the power sector across three different future years. According to the results of capacity expansion models, the most substantial growth in transmission capacity will be required in the Texas,

---

*Condition Process Improvements – Next Steps*, July 14, 2023; available at <https://nescoc.com/wp-content/uploads/2023/07/Asset-Cond-NETO-Requests-7.14.23-.pdf>.

<sup>14</sup> New England Consumer Advocates, *Letter to ISO-NE*, September 14, 2023; available at [https://www.iso-ne.com/static-assets/documents/100003/pac\\_cane\\_letter\\_asset\\_condition\\_projects.pdf](https://www.iso-ne.com/static-assets/documents/100003/pac_cane_letter_asset_condition_projects.pdf).

<sup>15</sup> The members representing Eversource Energy and National Grid declined to support this statement.

<sup>16</sup> DOE, *National Transmission Needs Study (Needs Study)*, October 2023; available at [https://www.energy.gov/sites/default/files/2023-10/National\\_Transmission\\_Needs\\_Study\\_2023.pdf](https://www.energy.gov/sites/default/files/2023-10/National_Transmission_Needs_Study_2023.pdf).

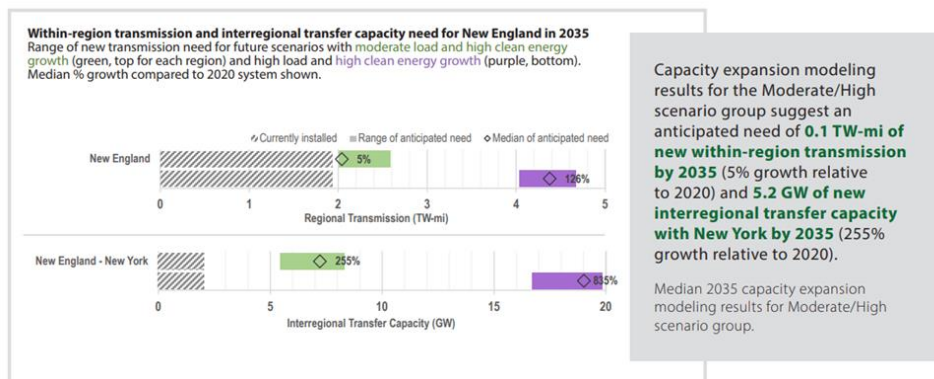
<sup>17</sup> DOE, Grid Deployment Office, *National Transmission Planning Study*; available at <https://www.energy.gov/gdo/national-transmission-planning-study>.



Mountain, Southeast, Midwest, and Plains regions, but New England is also identified as having needs. However, the most significant increase in interregional transfer capacity will need to occur between the Plains and Midwest, between the Midwest and the Mid-Atlantic, and between New York and New England, with notable growth in connections between these three interconnections. For the towns and communities in Massachusetts, the Needs Study output is a strong signal that current action is necessary to position the Commonwealth to achieve this enhanced transfer capacity when it is most needed.

### 3.1.2.3. Key findings in DOE Needs study

The Needs Study shows an urgent demand exists for additional electric transmission infrastructure in nearly all regions across the United States to enhance reliability and resilience. The Needs Study found interregional needs between New York and New England grow significantly under all examined scenarios (see image below from the Needs Study results).<sup>18</sup> It is worth emphasizing the timing of the need, considering an interregional transmission solution could take in excess of 10 years to implement. In other words, New England should work with New York to consider upgrades in the near term to keep pace with needs.



Substantial transmission expansion is imperative by 2030 in many regions across the US, and the needed expansions occur both within systems (intraregional) and between systems (interregional). With specific mentions in the Needs Study of the future benefit of enhanced New York-to-New England transfers, the starting point to prudently act upon the goal of interregional transmission expansion is to assess the existing circuits that make up this transfer. This may provide the region and states with the ability to integrate capacity additions into the scope of planned upgrades in the region.

Transmission planners are making progress in exploring expanded<sup>19</sup> ties between regions in the Northeast. Earlier this year, Massachusetts led a bipartisan request to DOE from all six New England states, New York, and New Jersey to form a multi-state collaborative to work with our federal partners on opportunities to develop electric transmission infrastructure to enhance our interregional connections, including the potential build-out of an offshore wind network. This is the first example of this kind of federal-multi state collaboration. Since the initial request, two additional states in the Mid-Atlantic, Maryland and Delaware, joined this effort. DOE convened the first in person meeting of the collaborative in November 2023. The collaborative is working to develop an actionable scope of work covering short, medium, and long-term activities.

<sup>18</sup> *Needs Study*, at pg. 198.

<sup>19</sup> Northeast States Collaborative on Interregional Transmission, *Letter to DOE*, June 16, 2023; available at <https://www.mass.gov/doc/interregional-transmission-letter/download>.

Transmission system expansion within New England, or “intraregional” transmission, is also critical to accommodate the region’s changing generation fleet. Massachusetts, with its ambitious clean energy and emissions reductions requirements, needs both offshore wind and significant quantities of land-based renewables. Land-based utility scale renewables, either sited in Massachusetts or in neighboring states, face challenges because they are often located in more remote places where transmission system infrastructure is limited. Community solar projects, another type of land-based renewable, are also impacted by transmission system limitations because the distribution and transmission grids have not been designed or expanded to accommodate these resources. These transmission challenges add to the siting and permitting challenges faced by these projects, as discussed in section 8 of this report.

## 3.2. Distribution System

### 3.2.1. Defining the distribution system

The distribution electric network includes the system of power lines, utility poles, substations, and associated equipment that act as the final link in the process of delivering electrical energy from the transmission system to end-users. Traditionally, the system bridges the gap between the high voltage transmission system and end users, by efficiently conveying power to homes, businesses, and other establishments.

In contrast to the high-voltage transmission system, the distribution system operates at lower voltages and is responsible for transporting electricity from transmission substations over shorter distances to a multitude of endpoints within a designated geographic area, be it a neighborhood or a city. Substations are crucial elements in the distribution system; they house transformers that allow power to be stepped down from a transmission voltage to a lower distribution voltage so it can safely serve the residents in a particular locality. Transformers also allow voltage to step up from low to higher voltage if there is a surplus of DERs in an area that results in exports to the transmission system.

### 3.2.2. Current state of the distribution system

The distribution system within the Commonwealth has been experiencing a systematic change in its operation in recent years. While in the past load growth has been more predictable, and generation resources were primarily large, centralized, and fossil-fueled, the landscape is rapidly changing. This includes the successful adoption of distributed solar power, and the increased deployment of energy storage solutions, both of which have contributed to the positive, and drastic shift in generation profiles throughout the state. Over the past decade, DERs have proliferated in Massachusetts, resulting in the distribution networks within Massachusetts becoming some of the most densely connected systems for DERs in the entire country and increasing the need for distribution system exports. To enable the smooth bidirectional flow of power between transmission and distribution, the transformers and accompanying primary electrical equipment within substations must possess sufficient capacity.

### 3.2.3. Comprehensive planning approach

Moving to a more proactive and comprehensive, longer-term transmission and distribution planning approach is key to achieving our clean energy transition. Accordingly, section 53 of the Climate Law requires the Commonwealth’s EDCs to develop ESMPs “to proactively upgrade the distribution and, where applicable, transmission systems to: (i) improve grid reliability, communications and resiliency; (ii) enable increased, timely adoption of renewable energy and distributed energy resources; (iii) promote energy storage and electrification technologies necessary to decarbonize the environment and economy;

(iv) prepare for future climate-driven impacts on the transmission and distribution systems; (v) accommodate increased transportation electrification, increased building electrification and other potential future demands on distribution and, where applicable, transmission systems; and (vi) minimize or mitigate impacts on the ratepayers of the commonwealth, thereby helping the commonwealth realize its statewide greenhouse gas emissions limits and sublimits under chapter 21N.”<sup>20</sup> As set forth in the Act, the EDCs submitted their first ESMPs to the Grid Modernization Advisory Council (GMAC)<sup>21</sup> for review, input, and recommendations on September 1, 2023. The ESMPs include the EDCs’ plans to upgrade and build new substations, as well as make other distribution system investments. The EDCs must submit their ESMPs to the DPU by January 29, 2024, and the DPU must approve, approve with modifications, or reject the ESMPs within seven months of the filings.<sup>22</sup>

### 3.2.4. Future focus for system optimization and flexibility

As electrification proceeds, the distribution system will be driven by the need to accommodate substantial new load, including transportation and heating. An essential element in fostering an affordable transition to clean energy is promoting the efficient utilization of the network, in conjunction with the creation of more capacity in the appropriate areas. Enhanced flexibility minimizes the need for excess system capacity and, in turn, lessens costs for customers. Technologies like Distributed Energy Resource Management Systems (DERMS), including active resource integration (ARI), could help facilitate the efficient expansion of the system. The integration of technologies such as advanced metering infrastructure (AMI), combined with dynamic price signals, would actively engage customers in managing their demand and encouraging the efficient use of the system infrastructure.

## 3.3.ISO-NE Draft 2050 Transmission Study<sup>23</sup>

In 2020, the New England states, through the New England States Committee on Electricity (NESCOE), released a Vision Statement for a clean reliable and affordable power grid.<sup>24</sup> The Vision Statement calls for changes in three key areas of the regional energy system: wholesale market design, transmission planning, and governance. With respect to transmission planning, the states asked ISO-NE to implement a longer-term, repeatable regional transmission planning effort that would provide a high-level transmission system plan to meet the needs of the New England states’ energy transition with participation and input by State officials. In addition, NESCOE asked ISO-NE to develop a process whereby states can operationalize study results (e.g., competitive solicitations).

In 2021, ISO-NE began work on the 2050 Transmission Study,<sup>25</sup> the first such longer-term study.<sup>26</sup> This work is designed to inform states, stakeholders, and the region of possible future transmission needs. It is important to note that the study is a high-level transmission analysis and not an

---

<sup>20</sup> G.L. c. 164, § 92B(a).

<sup>21</sup> The Grid Modernization Advisory Council was established by the Act. G.L. c. 164, § 92C(a). See the GMAC website for more information on ESMPs; available at <https://www.mass.gov/info-details/grid-modernization-advisory-council-gmac>.

<sup>22</sup> G.L. c. 164, § 92B(d).

<sup>23</sup> ISO-NE, *2050 Transmission Study: Massachusetts Clean Energy Transmission Working Group*; available at <https://www.mass.gov/doc/cetwg-iso-new-england-2050-transmission-study-presentation/download>

<sup>24</sup> NESCOE, *New England States’ Vision for a Clean, Affordable, And Reliable 21<sup>st</sup> Century Regional Electric Grid*, October 16, 2020; available at [https://nescoe.com/wp-content/uploads/2020/10/NESCOE\\_Vision\\_Statement\\_Oct2020.pdf](https://nescoe.com/wp-content/uploads/2020/10/NESCOE_Vision_Statement_Oct2020.pdf).

<sup>25</sup> ISO-NE, *Draft 2050 Transmission Study*, November 1, 2023; available at [https://www.iso-ne.com/static-assets/documents/100005/2023\\_11\\_01\\_pac\\_2050\\_transmission\\_study\\_draft.docx](https://www.iso-ne.com/static-assets/documents/100005/2023_11_01_pac_2050_transmission_study_draft.docx)

<sup>26</sup> ISO-NE also revised its tariff to establish this process. FERC approved these changes in 2022.

exhaustive analysis of the transmission needs that may need to be addressed in the future. Rather, the study provides directional results that can help inform plans for and decisions around future investment needed to meet the region’s clean energy needs.

### 3.3.1. Scope, assumptions, state input

The Draft 2050 Transmission Study is a high-level transmission study that considers both summer and winter peaks for the years 2035, 2040, and 2050. The objective of the study is to identify the amount, type, and high-level cost estimates of transmission infrastructure that would be needed to meet state energy policies while satisfying reliability criteria. The assumptions for the study were provided by NESCOE and represent a scenario that achieves the necessary greenhouse gas (GHG) emission limits established by the region’s energy and environmental laws. The demand (load) forecast and expected resource mix are based on the All Options Pathway in Massachusetts’ Deep Decarbonization Roadmap report, published in December 2020.<sup>27</sup>

The assumed loads in the Draft 2050 Transmission Study are significantly higher than any loads seen to date in New England, driven by the electrification of the heating and transportation sectors (see Figure 1). The highest load modeled was the 2050 winter evening peak of approximately 57 gigawatts (GW). For comparison, the highest load observed to date on the New England system was the 2006 summer peak of just over 28 GW, and the highest winter load observed to date was the January 2004 peak of just below 23 GW.<sup>28</sup>

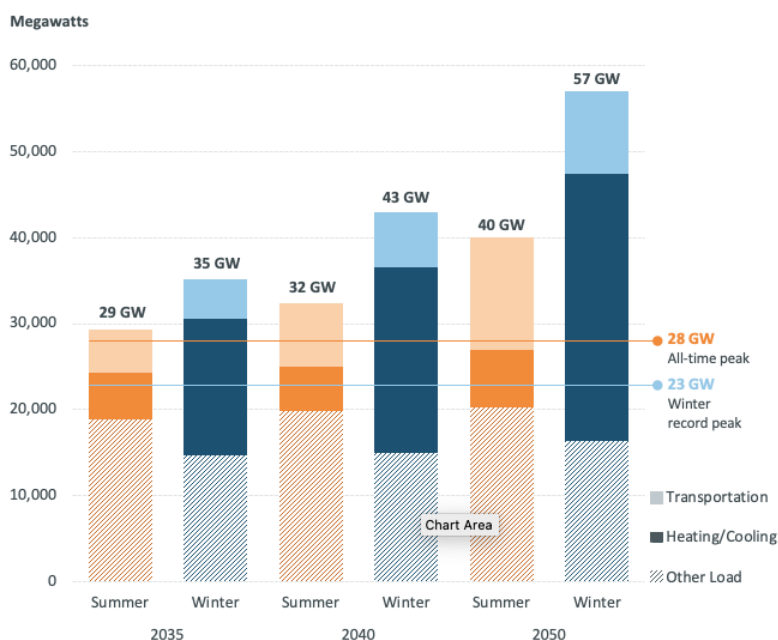


Figure 1: ISO-NE Draft 2050 Transmission Study Peak Load Forecast

The Draft 2050 Transmission Study assumes a generation fleet that differs significantly from today’s resource mix. For example, it assumes the retirement of all coal, oil, diesel, and municipal solid waste-fueled generation, as well as a portion of today’s natural-gas-fueled generation by 2035. It further

<sup>27</sup> EEA, *2050 Decarbonization Roadmap (2050 Roadmap)*, December 2020, available at <https://www.mass.gov/doc/ma-2050-decarbonization-roadmap/download>.

<sup>28</sup> *Draft 2050 Transmission Report*, at pg. 11.

assumes the remainder of today’s natural-gas-fueled generation, as well as biomass, nuclear, hydroelectric, and renewable generators, remain operational through 2050. New clean resources, such as wind, solar, battery storage, and increased imports from neighboring power systems in New York and Québec replace the retired generation and serve the increases in load. Figure 2 from the draft Study, shown below, highlights the very significant forecast growth in regional clean energy resources, particularly solar and offshore wind.<sup>29</sup> Unlike offshore wind, solar PV can be installed behind the meter, at the distribution system level (often in the form of community solar), and at the transmission system level. All three forms of solar PV will be necessary, and Massachusetts will need to rely on a combination of in-state and regional renewable resources to meet its goals.

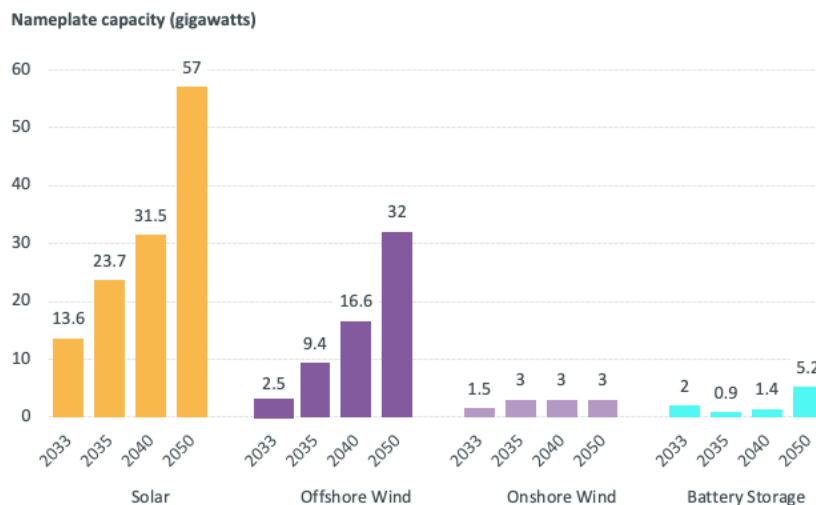


Figure 2: ISO-NE Draft 2050 Transmission Study Resource Mix

### 3.3.2. Findings

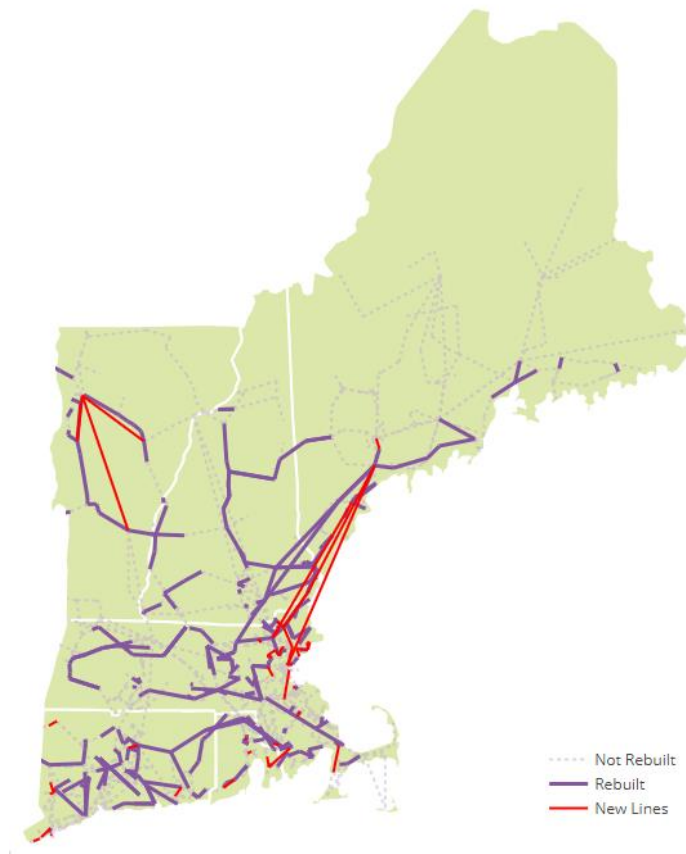
The Draft 2050 Transmission Study identified a series of transmission concerns that would need to be addressed to reliably serve the forecast load in 2050. In response to feedback from NESCOE and other stakeholders, ISO-NE identified the most commonly observed, or “high likelihood,” transmission concerns. The high-likelihood concerns are those that are relatively insensitive to specific study assumptions; that is, they are likely to occur even if the assumptions do not unfold exactly as predicted. Where possible, ISO-NE grouped the high-likelihood concerns when they occurred in a similar region and could be resolved by a common solution set. ISO-NE identified four such groupings:

- **North-South:** a variety of overloads occurred at the transmission interfaces that connect Maine and New Hampshire to northeastern Massachusetts.
- **Boston Import:** In most scenarios, despite assumed growth in offshore wind and energy storage interconnections in the area, the current paths to import power into Boston were unable to support increasing load.
- **Northwestern Vermont Import:** in the winter, the current paths to import power into northwestern Vermont (Burlington area) were unable to support the increasing load with assumed low generation.

<sup>29</sup> In addition, the Massachusetts Clean Energy and Climate Plan (CECP) for 2025 and 2030 projects 4.5 GW of solar by 2025, and 8.4 GW of solar by 2030.

- **Southwest Connecticut Import:** there are currently two high voltage paths connecting Southwest Connecticut to the rest of the New England system, which were unable to support the needed power flow as the load increased.

In addition to the groupings above, ISO-NE identified numerous other isolated high-likelihood concerns as well as many concerns that were not considered high-likelihood. The latter are mainly related to serving the highest load level considered in the study (57 GW winter peak).



*Figure 3: ISO-NE Draft 2050 Transmission Study Solutions Map*

As part of the study, ISO-NE developed conceptual solutions for all identified concerns and corresponding cost estimates. Generally, the solutions comprised both new transmission lines as well as the rebuilding of existing transmission lines (see Figure 3). For the key groupings of high-likelihood concerns, ISO-NE explored one or more conceptual approaches to resolve the identified concerns and noted tradeoffs between the various approaches. For example, ISO-NE identified four possible approaches, or roadmaps, to resolve the North-South/Boston Imports (which were grouped together since solutions were heavily dependent on one another). ISO-NE developed these roadmaps to provide a variety of examples of how these concerns might be mitigated. The Draft 2050 Transmission Study does not recommend any roadmap over another; each includes advantages and disadvantages.



### 3.3.3. Next steps

#### 3.3.3.1. Cost estimates and key findings

The identified upgrades are useful for providing an order-of-magnitude estimate of future transmission system costs. These estimated costs are intended to inform consumers, industry stakeholders, and policy makers of the costs inherent in maintaining reliable transmission service through the clean energy transition (see Table 2).

*Table 1: ISO-NE Draft 2050 Transmission Study Cost Estimates*

<i>Year/Load Level</i>	<b>Maximum Load Served (MW)</b>	<b>Total Cost Range</b>
<b>2035</b>	35,000	\$6-9 Billion
<b>2040</b>	43,000	\$11-13 Billion
<b>2050 (51 GW winter peak)</b>	51,000	\$16-17 Billion
<b>2050 (57 GW winter peak)</b>	57,000	\$23-26 Billion

ISO-NE estimates that it could cost up to \$26 billion to resolve the transmission concerns identified in the Draft 2050 Transmission Study. It is important to note that this estimate reflects costs to solve only the high-level concerns identified in the study, which are only part of the total required investment. More detailed transmission analysis may uncover additional needed investments. In addition, the Draft 2050 Transmission Study does not consider potential distribution system upgrades. ISO-NE notes that significant upgrades to the distribution system will be needed to accommodate the 2050 peak load studied.

The investment will be spread out between now and 2050; the total cost of \$16-\$17 billion to serve a 51 GW winter peak load represents spending of approximately \$0.62-\$0.65 billion per year. Similarly, the total cost of \$23-\$26 billion to serve a 57 GW winter peak load results in average spending of approximately \$0.88-\$1.00 billion per year. For context, total transmission spending on reliability-based and asset condition projects between 2002 and 2023 totaled \$15.3 billion,<sup>30</sup> or an average of approximately \$0.73 billion per year.

The Draft 2050 Transmission Study resulted in several high-level observations around transmission-related challenges the future grid may face as a result of the clean energy transition.

- **Reducing peak load significantly reduces transmission cost.** NESCOE's assumptions included an assumed 2050 winter peak load of 57 GW. The study explored how a lower peak load in 2050 might impact transmission needs and costs by also studying at 51 GW 2050 winter peak load. The Draft 2050 Transmission Study found that increases in load result in significantly higher transmission costs as load levels increase. The cost to serve 51 GW of load is \$16-\$17 billion, while the cost to serve 57 GW of load is \$23-\$26 billion. Limiting load growth could be achieved through more aggressive demand response, energy efficiency,

<sup>30</sup> This is the sum of reliability projects that ISO-NE has planned (\$11.9 billion) and asset condition projects that transmission owners undertake to replace or repair certain portions of the transmission system (\$3.4 billion). 2023 RSP at pp. 94-95.

and peak shaving programs. Limiting load growth could also be achieved by using some stored fuel for heating on the coldest days. For example, moving from 57 GW to 51 GW of peak load could represent ~80% heating electrification while still maintaining 100% transportation electrification.

- **Targeting and prioritizing high likelihood concerns is highly effective.** While the Draft 2050 Transmission Study is a high-level analysis, the results can be used to identify which areas of the transmission system are most likely to be constrained in the future. The draft study found that “projects that address these high-likelihood concerns are likely to bring the greatest benefit for a wide range of possible future conditions as the clean energy transition accelerates.”<sup>31</sup>
- **Incremental upgrades can be made as opportunities arise.** Many of the transmission concerns found in the Draft 2050 Transmission Study can be addressed by rebuilding existing transmission lines rather than building new lines in new locations. Taking advantage of line rebuilds could minimize costs as well as be less environmentally disruptive. Rebuilds can generally be achieved in a shorter timeframe than new transmission lines, which would allow the region to postpone investment decisions until more information is available. The Draft 2050 Transmission Study found that upgrading the capacity of lines as the opportunity arises, or “right-sizing” asset condition projects<sup>32</sup> when they occur, could be a financially prudent way for New England to reliably serve increased peak loads. Discussion on how to “right-size” transmission investment will occur at ISO-NE’s public stakeholder forum, the Planning Advisory Committee. NESCOE has requested that the region first make progress on reforms to improve the transparency, predictability, and cost discipline of asset condition projects as a prerequisite to a right-sizing approach.<sup>33</sup>
- **Generator locations matter.** The specific location of generators can have a significant impact on the needed transmission upgrades. In general, locating onshore generation and connecting offshore wind generation at points close to large load centers, such as cities, can reduce the strain on the transmission system.
- **Transformer capacity is crucial.** Transformers “step down” power from higher to lower voltages. The Draft 2050 Transmission Study found that as load increases, higher voltage lines become more important. In turn, the power transferred on the higher voltage lines must be stepped up and subsequently be stepped down to lower voltages on the way to the distribution system. The region will need a significant number of additional transformers to support load growth. Transformers typically are expensive, however, and require a long lead time (1-2 years). The Draft 2050 Transmission Study found that “due to the long lead times and the large number of transformers needed, it may be prudent to start ordering transformers ahead of time and determining their exact locations later on.”<sup>34</sup>

---

<sup>31</sup> *Draft 2050 Transmission Report*, at pg. 17.

<sup>32</sup> In New England, asset condition projects are identified by transmission owners when equipment exceeds its useful life. *Draft 2050 Transmission Report*, at pg. 17.

<sup>33</sup> NESCOE, *Asset Condition Process Improvements – Next Steps*; available at <https://nescoe.com/resource-center/asset-condition-process-improvements-next-steps/>.

<sup>34</sup> *Draft 2050 Transmission Report*, at pg. 20. One CETWG member proposed the addition of the following language: The current supply-chain challenges for HVDC equipment, a critical technology for delivering larger-scale offshore wind generation to shore, are even worse. The pandemic and current geopolitical tensions similarly



### 3.3.3.2. Final report

ISO-NE published the Draft 2050 Transmission Study on November 1, 2023, with a 30-day public comment period. ISO-NE also released a draft Technical Appendix to the Draft 2050 Transmission Study on December 4, 2023, with a 30-day comment period. ISO-NE will finalize the study after reviewing the comments received and updating the report as needed.

### 3.3.3.3. Longer-term transmission phase 2 tariff changes

As noted above, in 2020, the New England states, through NESCOE, requested that in addition to a longer-term, repeatable transmission planning process, ISO-NE establish a process by which the states can operationalize the study results. ISO-NE began stakeholder discussions on this second-phase of the longer-term transmission study process in October 2023. The proposed process, which reflects NESCOE input, would allow NESCOE to identify transmission concerns to address, followed by a solicitation that ISO-NE would administer. The proposal contemplates that ISO-NE will allocate costs for projects selected through the solicitation across the region on a load ratio share basis (*i.e.*, based on the amount of electricity demand in each state), although states, through NESCOE, would have the opportunity to propose an alternative cost allocation methodology. Discussions on this proposal will continue into next year, with an expected filing at FERC and effective date in 2024.

### Grid Investments and Impacts on Consumer Costs<sup>35</sup>

This section highlights that New England has a need for significant new transmission and distribution system facilities to accommodate the clean energy transition and satisfying these needs will involve large infrastructure investments:

- As shown above, the Draft 2050 Transmission Study estimates total regional transmission system expenditures of up to \$26 billion from now until 2050 to serve forecast peak winter energy demand. This estimate excludes additional infrastructure costs related to generator interconnection and distribution system upgrades.
- At the distribution level, the Commonwealth's EDCs have prepared ESMPs containing forecasts of distribution system investments in the range of \$3 billion.<sup>36</sup>

It is important to recognize that these estimates result from distinct analyses each with its own set of assumptions, study methodologies, and forecast horizons, and should not be viewed as providing an integrated, comprehensive outlook on future grid investments. Further, these values represent very high-level forecasts of future energy needs and infrastructure build outs and are subject to significant change as the clean energy transition unfolds. Nonetheless, it is directionally clear that the transition underway will likely require significant electric transmission and distribution infrastructure investments, the costs of which will flow into regional transmission service and local distribution rates and be borne by the region's ratepayers. By way of reference, as discussed above, the investment in New England to maintain reliability has been \$15.3 billion from 2002 to June 2023. There is another \$1.5 billion of investment anticipated through 2027. Moreover, as noted above, projected spend on asset condition projects through

---

have exasperated the global transformer shortage, making a coordinating plan for obtaining them especially important.

<sup>35</sup> The member representing the Massachusetts Office of the Attorney General voted to abstain from supporting this section.

<sup>36</sup> Eversource: approximately \$1 billion of incremental investment beyond projects already approved in recent rate cases; National Grid: approximately \$2 billion over the next five years; Unitil: approximately \$45 million of proposed capital spending beyond existing and approved spending 2025-2029.

2030 equals \$4.3 billion. New England's Regional Network Service rate has nearly doubled between 2012 (\$75.25/kW-yr.) and 2023 (\$141.64/kW-yr.) and is projected to increase over the next four years to \$196/kW-yr. in 2028 – an approximately 38% increase. According to ISO-NE's Regional System Plan, under transmission rates for residential retail consumers in CT, ME, MA, NH, and RI in effect on January 1, 2022, transmission costs represent approximately 7.9% to 15.3% of total residential retail electricity rates. This has contributed to New England consumers paying some of the highest electricity rates in the country. As such, it is critical that the Commonwealth appropriately consider and mitigate cumulative cost impacts for consumers associated with distribution and transmission development and renewable energy procurement.

## 4. Cost Allocation

### 4.1. Overview of Transmission Costs and Benefits

In Order No. 1000, FERC mandated the adoption of cost allocation methods in planning regions. It also directed that cost allocation methods focus on aligning costs with benefits by identifying the beneficiaries of proposed regional transmission facilities and imposing those costs on them. However, FERC has not adopted a universal or comprehensive definition of “benefits” and “beneficiaries.” Recognizing inherent difficulty and controversy of cost allocation decisions, FERC allowed regional planning entities flexibility if they complied with six regional cost allocation principles. Among other principles, FERC required that entities allocate costs in a manner *at least roughly commensurate* with estimated benefits (Principle 1), and a planning region may choose to use a different cost allocation method for different types of transmission facilities in the regional plan (Principle 6).

After FERC's Order No. 1000, public utility transmission providers in each planning region adopted varying cost allocation methods to comply with that Order's cost allocation principles. The most common methods to allocate costs have treated reliability needs, economic needs, and public policy requirements separately. But some transmission system operators in other regions have identified benefits across a portfolio of transmission facilities and have allocated costs on a portfolio basis rather than on a facility-by-facility basis.

In 2021, FERC issued an Advanced Notice of Proposed Rulemaking (ANOPR) presenting potential reforms to improve the regional transmission planning and cost allocation processes, among other things. In the ANOPR, FERC expressed a concern that regional transmission planning and cost allocation processes may not be sufficiently forward-looking to meet transmission needs driven by changes in the resource mix and demand. FERC was concerned that planners and policy makers may not be considering the full range of benefits that transmission investments can provide, understating the expected value of such projects and how these values change over time.

Following the ANOPR, as referenced earlier, in 2022 FERC issued its NOPR to reform regional transmission planning and cost allocation. One goal of the NOPR was to encourage system operators to consider a broader set of transmission-related benefits in their planning efforts and afford regions and states sufficient flexibility in developing appropriate methods for allocating the costs of meeting long-term transmission needs. The NOPR proposed greater state involvement in determining cost allocation, while also preserving the Order No. 1000 cost allocation principles. The cost allocation would either be negotiated in advance and applied to all or some set of transmission facilities that are (1) identified as part of long-term regional transmission planning, (2) negotiated on a case-by-case basis after transmission facilities are identified (the State Agreement approach), or (3) a combination of these methods. Under a

State Agreement approach, the relevant state entities must voluntarily agree to a cost allocation method. The NOPR remains pending at FERC.

## 4.2.ISO-NE Cost Allocation

### 4.2.1. Reliability projects and economic projects

Pursuant to Schedule 12 of ISO-NE's tariff, consumers across the region share costs for Regional Benefit Upgrades (which includes Reliability Transmission Upgrades and Market Efficiency Transmission Upgrades), on the principle that all consumers benefit when the reliability and efficiency of the regional network improves. More specifically, the tariff allocates costs for Regional Benefit Upgrades on a load-ratio basis—*i.e.*, based on the amount of electricity demand in each state.

### 4.2.2. Public policy projects

The default cost allocation methodology for public policy projects is that consumers throughout the region pay 70% of the costs on a load-ratio basis, and consumers of each state whose public policies are identified as driving the projects pay the remaining 30% of the costs (either based on their respective policy needs or on a load-ratio basis). This process has not resulted in any public policy transmission upgrades. Elective Transmission Projects, where the project developer funds 100% of the costs, provide another means for pursuing state policy goals. For example, the NECEC project was developed as a result of the Commonwealth's 2016 Energy Diversity Act and recovers most of its costs from ratepayers of the Massachusetts utilities holding long-term contracts for transmission service on the NECEC line.

### 4.2.3. Local transmission projects

As noted above, TOs' local projects in New England are typically upgrades necessary on the transmission system that are in response to studies, or modification of the distribution system and are all listed in the local system plan. These do not require formal review or approval by ISO-NE, aside from a technical review to confirm that the projects will not cause an adverse impact to the regional transmission system. Any studies supporting projects in either the regional system plan or local system plan must be presented to the New England Power Pool for recommendation. Costs of these projects are allocated locally, to customers within a single transmission owner's service territory.

## 4.3.Review of cost allocation measures in other jurisdictions

Several RTOs use other cost sharing models, such as portfolio-based allocation methods instead of a project-by-project approach.

### 4.3.1. SPP Highway-Byway

Under the Southwest Power Pool's (SPP) Highway-Byway approach, SPP allocates costs of facilities differently based on the voltage level. SPP allocates 100% of the costs of those facilities operating at 300 kV and above across the SPP region on a postage stamp basis. For facilities operating above 100 kV and below 300 kV, SPP allocates one-third of the costs on a regional postage stamp basis and two-thirds to the zone in which the facilities are located. SPP allocates 100% of the costs of facilities operating at or below 100 kV to the zone in which the facilities are located.

For 100-300kV facilities, SPP recently proposed to establish a process to allocate 100% of the costs of these facilities on a regionwide basis. While FERC initially accepted the proposal, on rehearing it reversed that conclusion and found that SPP had not met its burden under Section 205 of the FPA to show that the proposed process will result in just and reasonable, and not unduly discriminatory or preferential,

outcomes. FERC found that SPP’s proposal, even as modified on compliance, gave the SPP board too much discretion in allocating the costs of Byway facilities.

#### 4.3.2. MISO MVP

Through a Multi-Value Planning (MVP) approach, the Midcontinent Independent System Operator (MISO) evaluates a wider range of multiple possible benefits from portfolios of regional transmission solutions, rather than more narrow standard approaches of placing projects into reliability, economic, or public policy siloes. Through this portfolio-based multi-value approach, MISO has collectively—with its stakeholders, including the Organization of MISO States—assessed multiple benefits of proposed facilities together and compared those benefits to the costs. MISO considers a broad range of transmission-related benefits, including fuel and congestion cost savings, avoided local transmission investments, decarbonization benefits, and avoided risk of blackouts. And it compares these benefits to the costs on a portfolio-wide basis to determine net benefits to the region, and to broadly allocate the costs of the transmission to those that benefit.

Building on the MVP approach, MISO has undertaken a new approach—the Long-Term Regional Transmission Plan—which initially focused only on the MISO Midwest region. This portfolio-based approach, evaluating networked facilities that can provide benefits across the MISO Midwest footprint, has helped secure broad political support from all states. That support was critical for securing support from each state to broadly allocate the cost of such transmission projects across the region. As a result of this work, the first tranche of long-range transmission plan (LRTP) projects approved by the MISO board consists of a portfolio of 18 different regional transmission facilities, spanning nine states in MISO Midwest. These projects are designed to facilitate an expected retirement of 58 GW of existing generation resources (including 39 GW of aging coal generation) and support the integration of 90 GW of new generation, including 56 GW of wind and solar generation. MISO estimates that the \$10.3 billion cost of the LRTP portfolio will generate between \$37 billion and \$69 billion in total benefits for the region, primarily through reduced fuel costs, reduced transmission congestion (which forces dispatch of higher cost generators), avoided investment in less efficient local facilities, and decarbonization.

#### 4.3.3. PJM State Agreement Approach

FERC has approved PJM’s State Agreement Approach (SAA) to transmission planning. Under this approach, states may jointly or individually agree voluntarily to share in the allocation of costs of a proposed transmission expansion or enhancement that addresses state public policy requirements identified or accepted by the state(s) in the region—so long as they agree to pay all the costs of the project. *PJM Interconnection, L.L.C.*, 174 FERC ¶ 61,090. The expansion or enhancement project would be reflected in the PJM Regional Transmission Expansion Plan as either a supplemental project or a state public policy project.

New Jersey was the first state in the PJM region to use the SAA when the New Jersey Bureau of Public Utilities (NJ BPU) issued an order requesting PJM to open a competitive proposal window to solicit proposals to expand the PJM transmission system to provide for the deliverability and interconnection of 7,500 MW of offshore wind into the state by 2035. PJM explained in its proposal that, because the SAA is a flexible mechanism, as opposed to a prescriptive process, there is no pro forma service agreement that a state must use to identify and develop a project that will effectuate its public policy requirements. Under PJM’s proposal, as accepted by FERC, PJM would develop recommendations for project proposals and New Jersey would subsequently file with FERC identifying the public policy projects, the chosen developers, and the cost allocation method for the projects. Through this SAA approach, New Jersey was able to initiate transmission investments that delivered the necessary additional

points of interconnection for its 2035 goal of 7,500 MW offshore wind generation at cost savings of over \$900 million, lower project development risks, and significantly reduced environmental and community impacts.<sup>37</sup>

## 5. Offshore Wind Transmission

### 5.1. Offshore Wind Opportunities in Massachusetts

The current approach to offshore wind transmission planning involves offshore wind developers taking interconnection and delivery risk by making informed approximations on where they can import the most amount of clean energy at the lowest cost and least disruption to the surrounding communities. The cost to connect the submarine cables of an offshore wind farm to an onshore substation is only one contributor to the overall cost of the project, however. The availability of land near a coastal landing point to expand a substation, constructing a converter station, or siting a new transmission circuit leading out of the area has proven to be very challenging and can lead to high costs for onshore facilities. The offshore wind developers may not have information on many of these factors, and the utilities owning the facilities with which they will connect may be unable to offer any meaningful help until a potential interconnection customer has selected a desired point of interconnection and entered the interconnection queue. As each subsequent state RFP is released, the low-cost options for onshore interconnection sites for individual offshore wind farms are quickly dwindling, and onshore interconnection and grid upgrade costs and associated uncertainties are rapidly increasing.

For these reasons, Massachusetts and the New England region are at a critical juncture, where the experiences of the past may successfully inform a better way of achieving the interconnection of the region's approximately 9 GW of offshore wind procurement authority. Targeted upgrades of the onshore network to facilitate delivery of offshore wind from proactively planned points of interconnections can provide substantial benefits, regardless of whether future offshore wind developers use radial lines or connect to multi-plant collector lines. In any scenario, the points of interconnection need to be maximized for imported power capacity, dependability, and resilience, considering environmental and community impacts. A more collaborative and proactive planning process considering how to integrate future clean energy resources onshore and offshore will allow the region to evaluate the most cost-effective and flexible options for the region and its electricity customers—ones that can also be expanded readily as the energy transition progresses. In addition, this planning effort and the resulting implementation plans could be effectively coordinated with ongoing transmission work in these areas to capture gains in efficiencies.

Massachusetts customers and the broader New England region have made large investments in the transmission network over the last decade and should expect not just a safe and reliable system, but a network that can cost-effectively integrate large volumes of clean power in a timely fashion. Now is the time to identify, and reinforce or enhance, the existing onshore grid infrastructure to make that possible. In doing so, the Commonwealth has an opportunity to leverage the existing capability of the transmission network in the State and help de-risk offshore wind projects looking to connect.

---

<sup>37</sup> Johannes Pfeifenberger, Brattle Group, *U.S. Offshore Wind Transmission: Holistic Planning and Challenges* (Pfeifenberger Presentation), September 22, 2023; available at <https://www.mass.gov/doc/cetwg-johannes-pfeifenberger-brattle-group-presentation-us-offshore-wind-transmission-holistic-planning-and-challenges/download>.

A recent report issued by the Brattle Group outlines that with an ever-changing set of circumstances, offshore wind developers must consider the right delivery approaches for their projects.<sup>38</sup> Below is a list of some of the prevailing approaches, based on an assumption of four offshore wind farms.

- Radial Tie Lines: This would be where all four wind farms connect into different and respective substations onshore and do not connect offshore.
- Backbone Offshore Grid: This would be where all four offshore windfarms connect with each other, but only two of them (e.g., the most northern and most southern windfarm) connect to onshore substations.
- Meshed Generation Ties: A combination of the radial line and backbone approach, with each wind farm connected to an individual substation on land, but all of the wind farms connected with each other. It is possible to connect radial tie lines into a meshed offshore grid at some point in the future, if developers build the radial tie lines with “mesh ready” (or “network ready”) offshore substations (as New York and New Jersey have mandated in their recent OSW procurements).
- Offshore Collector Station. This is where some entity builds a large offshore platform, or energy island, and all four wind farms connect into the “collector” substation at that offshore platform. Only one set of submarine cables then go from this platform to a single beachhead, connecting to one or more existing onshore substations.
- Onshore Collector Station: Same as the radial tie line approach, except all of the windfarms connect directly into a single collector substation on shore.

Of the above examples, the radial tie line approach is the more prevalent approach today, as it has appeared to present the lowest level of risk and complexity for developers to date. It should also be noted that while a meshed and backbone approach may offer more system flexibility and reduced congestion, it is more challenging to define these benefits at this point, and these approaches also increase the costs of the offshore transmission facilities. The fact that facilities and benefits would be shared between multiple projects and multiple states also adds complexity to such meshed, backbone, and collector station solutions. Both New York and New Jersey have mandated in their recent offshore wind generation procurement that wind plants are constructed with HVDC generation ties and “mesh-ready” (or “network ready”) offshore HVDC converter stations.<sup>39</sup>

## 5.2. Offshore Wind Industry Assessments

There have been several studies of offshore wind grid interconnections for New England and the east coast of the U.S. These studies have yielded some prevailing principles as they approach the challenge in the context of offshore wind goals of up to 85 GW along the U.S. Atlantic coast, connected together and tied into the mainland at preferred points of interconnection. There is some common logic to the core initial steps that need to be taken, to best position for the targeted magnitude of successful integration.

---

<sup>38</sup> *Pfeifenberger Presentation.*

<sup>39</sup> *Pfeifenberger Presentation.*



### 5.2.1. Central strategic themes

#### 5.2.1.1. Benefits of an offshore backbone:

Efficiently integrating 85 GW of offshore wind would require an ultra-high capacity offshore transmission network that could also efficiently reinforce the onshore grid by enabling long-distance, interregional energy transfer. Consistent with a modelling project the National Offshore Wind Research and Development Consortium (NOWRDC) has sponsored, a team of experts from Tufts University, Iowa State, and Clemson University have developed three separate models to evaluate and illustrate this future state. The coordinated expansion models varied in size, including a 93,520-bus model, a 722-bus model, and 176-bus grid model.<sup>40</sup> The team developed all three models specifically to evaluate East Coast offshore wind, and together they serve a full suite of capabilities from detailed evaluation of points of interconnection (POIs) to expansion planning horizons out to 2050.

#### 5.2.1.2. Design standards

To ensure future models for high levels of connectivity and benefit, states and regions can explore designing the offshore wind transmission system as modular and expandable with clear standards. For these reasons, the need for standardization is apparent:

- Voltage: Should the offshore grid be planned for 525 kV or 325 kV?
- Direct current (DC) versus alternating current (AC): While DC transmission solutions for offshore wind can be more costly, the control and quality achievable far outweighs AC. This is especially the case over longer distances and where planners desire fewer cables and narrower rights of way. There is also discussion regarding whether a bi-pole HVDC line design is a better approach than a monopole HVDC design.
- Offshore platform capacity: A standard design—likely HVDC—is important to optimize for feasible offshore platforms and submarine cables.
- Converter Type: Should Voltage Source Converters (VSC), as a more modern HVDC technology, be the preferred choice for all developers?
- Market Flexibility and Interregional Connections: With a backbone or meshed offshore transmission network, there would be the capability for delivering offshore wind generation to different power markets and transferring power between the markets. This interregional sharing of electricity and grid services allows for a least-cost, reliable, and resilient decarbonization of the nation's electric systems.

## 5.3. Areas of Immediate Focus

### 5.3.1. Interconnection points

All studies, irrespective of the offshore configuration employed, suggest that optimizing POIs is as critical as, if not more critical than, all other offshore wind transmission considerations. If communities have not been consulted (or do not want offshore wind), this can become a key impediment to any otherwise strong offshore wind project. The location of offshore wind generation connections to the onshore grid will also determine how expensive the necessary onshore upgrades will be. Some POIs may

---

<sup>40</sup> Tufts University, Iowa State University and Clemson University, *Transmission Expansion Planning for U.S. Offshore Wind Energy Brochure*, June 19, 2023; available at <https://tufts.app.box.com/v/osw-east-coast-osw-trans-2023>.

be more distant from offshore wind plants (and thus require longer, more expensive offshore cables to reach the POIs), but require substantially fewer and less expensive onshore upgrades. The objective should be to determine which POIs offer solutions with the lowest total costs and the least environmental and community impacts.

### 5.3.2. Technology standardization and advances

Realizing the benefit of an offshore wind network requires that individual offshore wind transmission solutions are standardized so they can be integrated in the future. There is also HVDC equipment that needs further work and assessment. For example, a networked HVDC transmission solutions will require DC circuit breakers that are not yet fully available commercially. More work needs to be performed to improve what is currently available, diversifying supplier options in the market, and building out a United States HVDC supply chain that can bring down costs.

### 5.3.3. Supply chain and services

With so much interest in HVDC as it relates to offshore wind, the supply of HVDC equipment is significantly backlogged worldwide. If the “right” plan comes along too late, all the manufacturing slots will be taken for the rest of the decade. Additionally, services such as the availability of specialized ships needed to install equipment are an issue, as New York experienced earlier in 2023.

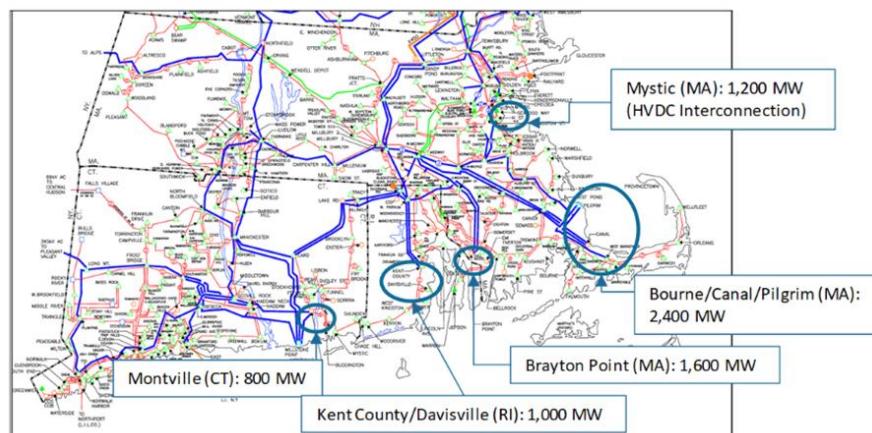
## 5.4. Review of Industry Studies and Offshore Wind Activities in Massachusetts

ISO-NE has performed several assessments of the capability of the existing transmission system to interconnect and deliver increasing quantities of offshore wind. The first was the Offshore Wind Integration component of the 2019 economic studies, which ISO-NE finalized in early 2020<sup>41</sup>. ISO-NE undertook this study at NESCOE’s request. It sought to examine the potential wholesale market and transmission impacts of adding up to 8,000 MW of offshore wind resources to the New England transmission system by 2030. It found that 5,800 MW of offshore wind could be added to points across southern New England (Pilgrim & Brayton Point-MA, Kent County-RI, & Montville-CT) without significant upgrades to the onshore transmission network.

---

<sup>41</sup> ISO-NE, *2019 Economic Study: Offshore Wind Integration*, June 30, 2020, available at [https://www.iso-ne.com/static-assets/documents/2020/06/2019\\_nescoe\\_economic\\_study\\_final.docx](https://www.iso-ne.com/static-assets/documents/2020/06/2019_nescoe_economic_study_final.docx).





**Figure 6-13: Anticipated injection capabilities without major transmission reinforcements.**

*Figure 4: Anticipated injection capabilities with major transmission reinforcements.<sup>42</sup>*

Beyond the 5,800 MWs identified as “Low Hanging Fruit,” ISO-NE studied two alternative transmissions approaches to reach the 8,000 MWs NESCOE requested. These approaches were:

- Continued interconnection of offshore wind on the southern coast of New England combined with onshore upgrades, or
- HVDC submarine cables that would travel further offshore to collection centers, then inject more directly into large load centers like Boston (Mystic-MA).

The study highlighted that beyond approximately 5,800 MW, there is a tradeoff regarding larger investments to either the onshore transmission network or additional offshore transmission, with each potential approach worthy of further consideration. It estimated the incremental transmission costs to be approximately \$1 billion or more for the incremental 1,200 MWs of offshore wind under either configuration and actual AC upgrade costs were highly location specific. The study was high-level, and further analysis of potential onshore points of interconnection would be needed to determine the potential costs more precisely.

The second study is the multi-phase Cape Cod Resource Integration Study (CCRIS)<sup>43</sup>, which ISO-NE is conducting to identify potential transmission and associated system upgrades required for the interconnection of certain proposed offshore wind projects to Cape Cod. The Phase 1 study results, completed in July 2021, showed that a new 345 kV line between West Barnstable and Bourne substations would be required to interconnect 1,200 MWs in either the Falmouth or West Barnstable areas. ISO-NE provided an initial estimate of ~\$335 million for the identified transmission and associated upgrades. Phase 2 of the study is ongoing. At this time, it is not clear what impact the changes to ISO-NE interconnection process required by FERC Order No. 2023 will have on the completion of the study.

Two other studies have examined different configurations for the interconnection of offshore wind along the New England coastline.

<sup>42</sup> *Id.*, at pg. 28.

<sup>43</sup> ISO-NE, *First Cape Cod Resource Integration Study Redacted Non-CEII Version*, July 30, 2021; available at <https://www.iso-ne.com/static-assets/documents/2021/07/cape-cod-resource-integration-study-report-non-ceii-final.pdf>.

After the Massachusetts DOER-Offshore Wind Study in May 2019, DOER considered whether a separate solicitation should occur for independent transmission, prior to the Commonwealth conducting additional solicitations for offshore wind generation.<sup>44</sup> If DOER had elected to proceed with an independent solicitation for transmission, the solicitation would have likely occurred in 2020 or 2021. After receiving comments from utilities, offshore wind developers, independent transmission developers, and other parties, DOER elected not to conduct a separate solicitation for independent transmission. DOER based its decision, in part, on the additional risk that a separate solicitation would add to the Commonwealth's offshore wind procurements.

Finally, Anbaric, an independent transmission developer, commissioned the Brattle Group and General Electric to perform the study, *Offshore Wind in New England: The Benefits of a Better Planned Grid* -May 2020.<sup>45</sup> Brattle quantitatively and qualitatively evaluated two different approaches in this study:

- Current Approach- Offshore wind developers include project specific transmission as part of their bid(s)
- “Planned” Approach Alternative- Transmission is developed independently, and in advance of, future offshore wind generation.

The study concluded that a planned approach, which relies on HVDC technology for generation ties to reach points of interconnection near major load centers in Boston and western Connecticut, would offer lower total costs by significantly reducing onshore upgrade costs and risk for both offshore transmission and generation. It would require that offshore wind procurements take into account the benefits of reaching more distant but more attractive POIs and, if offshore transmission were to be procured separately, significant coordination between the New England states and ISO-NE.

## 5.5.Federal Funding Opportunities

The 2021 IIJA and the 2022 Inflation Reduction Act (IRA) include billions of dollars in loans, grants, and other forms of financial assistance to support transmission infrastructure.

### 5.5.1. Infrastructure Investment and Jobs Act

Through the IIJA, DOE's Grid Deployment Office (GDO) is administering a \$10.5 billion Grid Resilience and Innovation Partnerships (GRIP) Program<sup>46</sup> to enhance grid flexibility and improve the resilience of the power system against growing threats of extreme weather and climate change. The GRIP Program includes three funding mechanisms:

- **Grid Resilience Utility and Industry Grants (\$2.5 billion):** Support the modernization of the electric grid to reduce impacts due to extreme weather and natural disasters. Electric grid

---

<sup>44</sup> Massachusetts DOER, *Letter RE: Offshore Wind Energy Transmission under Section 21 of Chapter 227 of the Acts of 2018 (An Act to Advance Clean Energy)*, July 28, 2020; available at <https://www.mass.gov/doc/offshore-wind-transmission-letter-07-28-20/download>. Additional information can be found on the DOER's Offshore Wind Study website; available at <https://www.mass.gov/info-details/offshore-wind-study>.

<sup>45</sup> Anbaric, *Report & Panel Discussion: Building a New Era of Offshore Wind*, May 14, 2020; available at <https://newengland.anbaric.com/webinar/>.

<sup>46</sup> DOE Grid Deployment Office, *Grid Resilience and Innovation Partnerships (GRIP) Program*; available at <https://www.energy.gov/gdo/grid-resilience-and-innovation-partnerships-grip-program>.

operators, electricity storage operators, electricity generators, TOs and operators, distribution providers and fuel suppliers are eligible to apply.

- **Smart Grid Grants (\$3 billion):** Increase the flexibility, efficiency, and reliability of the electric power system, with particular focus on increasing capacity of the transmission system, preventing faults that may lead to wildfires or other system disturbances, integrating renewable energy at the transmission and distribution levels, and facilitating the integration of increasing electrified vehicles, buildings, and other grid-edge devices. Eligible applicants include institutions of higher education, for-profit entities, non-profit entities, and state and local governmental entities, and tribal nations.
- **Grid Innovation Program (\$5 billion):** Supports projects that use innovative approaches to transmission, storage, and distribution infrastructure to enhance grid resilience and reliability. Projects selected under this program can include interregional transmission projects, investments that accelerate interconnection of clean energy generation, and utilization of distribution grid assets to provide backup power and reduce transmission requirements. Eligible entities include states (individual or combined), tribes and territories, local governments, and public utility commissions.

In addition to the GRIP Program, DOE's GDO has developed a \$2.5 billion **Transmission Facilitation Program**<sup>47</sup> (TFP) that will help build out new interregional transmission lines across the country. The TFP, administered through the Building a Better Grid Initiative, is a revolving fund program that will provide federal support to overcome the financial hurdles in the development of large-scale new transmission lines and upgrading existing transmission. TFP authorizes DOE to borrow up to \$2.5 billion through three financing tools:

- Capacity contracts with eligible projects where DOE would serve as an "anchor customer" to buy up to 50% of planned line rating for up to 40 years and to sell the contract to recover costs;
- Loans from DOE; and
- DOE participation in public-private partnerships within a national interest electric transmission corridor (NIETC) and necessary to accommodate an increase in electricity demand across more than one state or transmission planning region.

#### 5.5.2. Inflation Reduction Act<sup>48</sup>

Through the IRA, GDO has approximately \$3 billion in financing and facilitation tools to support the buildout of transmission lines across the country. The GDO is administering the following IRA financing and facilitation programs:

- **Transmission Facility Financing:** Provides \$2 billion in direct loan authority for facility financing. This program is currently under development and more information will be available in the coming months.

---

<sup>47</sup> DOE Grid Deployment Office, *Transmission Facilitation Program*; available at <https://www.energy.gov/gdo/transmission-facilitation-program>.

<sup>48</sup> DOE Grid Deployment Office, *Inflation Reduction Act*; available at <https://www.energy.gov/gdo/inflation-reduction-act>.

- **Grants to Facilitate the Siting of Interstate Electricity Transmission Lines** -Transmission Siting and Economic Development (TSED) Grants: Provide \$760 million in grants to siting authorities to facilitate the siting and permitting of interstate and offshore electricity transmission lines and provide economic development grants to communities affected by interstate and offshore transmission lines.
- **Interregional and Offshore Wind Electricity Transmission Planning, Modeling and Analysis:** Provides \$100 million in funding for offshore wind and interregional transmission analyses and convenings.

In May 2023, DOER submitted an application to DOE seeking up to \$250 million in funding through the Grid Innovation Program for a project focused on onshore transmission upgrades and infrastructure, including key POIs to integrate offshore wind.<sup>49</sup> While DOE did not select the project for funding through the first round of the program, the identification of regionally beneficial POIs highlighted the potential for proactively planned onshore transmission upgrades to lower consumer costs by reducing uncertainties for developers and accelerating the integration of offshore wind resources through grid-ready interconnections.

DOER is already preparing for the second round of Grid Innovation Program funding by working with other New England states to solicit innovative project design concepts for possible submission to DOE.<sup>50</sup> Full applications by states, tribes and territories, local governments, and public utility commissions are due by April 17, 2024.<sup>51</sup>

## 5.6. Policy and Regulatory Initiatives and Coordination

The last several years have seen a great deal of collaboration among the New England states in pursuit of innovative and proactive approaches to transmission planning. As penetration of renewable energy and long-term load forecasts continues to grow, a clear need arose to optimize the integration of renewable energy resources, and offshore wind in particular.

In the fall of 2022, the New England states began the Regional Transmission Initiative to seek comments on how to best integrate further onshore and offshore renewable energy into the New England grid in a reliable, efficient and cost-effective manner. This included requesting specific feedback on the feasibility of a Modular Offshore Wind Integration Plan (MOWIP) and a solicitation for project concept papers from utilities and independent transmission developers for submission to DOE for funding in early 2023. DOE responded favorably to several of the concept papers, and several states submitted full applications for grants to DOE in May 2023 (including Massachusetts, as discussed above).

In October 2023, Massachusetts, Rhode Island, and Connecticut agreed to coordinate their combined offshore wind RFPs for up to 6,800 MWs of new resources. It is hoped that these efforts could lead to multi-state proposals which provide greater cost savings and regional benefits than the individual states might receive in their individual procurements.

<sup>49</sup> EEA, *Healey-Driscoll Administration to Compete for up to \$250 Million in Federal Grants for Clean Energy Infrastructure: Cleaner Grid New England Project Application Supports Offshore Wind, Solar Growth*, May 22, 2023; available at <https://www.mass.gov/news/healey-driscoll-administration-to-compete-for-up-to-250-million-in-federal-grants-for-clean-energy-infrastructure>.

<sup>50</sup> New England Energy Vision, *New England States Transmission Initiative*; available at <https://newenglandenergyvision.com/new-england-states-transmission-initiative/>.

<sup>51</sup> DOE, *DE-FOA-0003195: Bipartisan Infrastructure Law (BIL) Grid Resilience and Innovative Partnerships (GRIP)*; available at <https://www.grants.gov/search-results-detail/350971>.

## 5.7. Other State & Regional Planning and Policy Documents

### 5.7.1. Massachusetts Clean Energy and Climate Plan for 2025 and 2030

Massachusetts has ambitious clean energy requirements, and offshore wind development is an anchor resource in achieving our clean energy transition. According to the Massachusetts Clean Energy and Climate Plan (CECP) for 2025 and 2030, the Commonwealth expects offshore wind to be the primary source of electricity for a decarbonized energy system. Offshore wind buildout will require regional and interregional collaboration to successfully integrate generation facilities to the electric grid.

The CECP identifies a pathway for the electric sector to achieve decarbonization goals, which require the electric sector to decrease its GHG emissions by more than 53% by 2025 and 70% by 2030. Many other Northeast states have published plans or roadmaps to achieve their climate goals.

### 5.7.2. Maine Offshore Wind Roadmap

Maine's Offshore Wind Roadmap is a strategic economic development plan for the offshore wind industry in Maine that maximizes benefits to Maine citizens, ensures compatibility with the Maine coastal heritage, and minimizes the impacts on ocean-based industries and environment.

New England will need an estimated 3 GW to 11 GW of offshore wind capacity by 2050 in the Gulf of Maine to meet both climate goals and projected demand for clean energy. In 2019, Maine passed legislation to require 80% of electricity consumed in Maine to be generated from renewable sources by 2030, with a goal of 100% by 2050 and GHG emission reduction requirements of 45% below 1990 levels by 2030 and 80% by 2050.

Transmission planning is an essential piece of the puzzle when discussing offshore wind build out. Planning and coordination are necessary to ensure the efficient development of offshore wind resources while balancing other factors. This includes long-term planning strategies and identifying POIs considering existing capacity, distance to future offshore wind leases, and environmental impacts. Maine has proposed actions such as coordination among stakeholders to meet state policy goals, continuing engagement with ISO-NE to discuss market administration and regional planning, prioritizing existing POIs with robust transmission infrastructure, and continuing efforts such as the New England Regional Transmission Initiative.

### 5.7.3. Rhode Island Road to 100% Renewable Electricity

In January 2020, Rhode Island Governor Gina Raimondo signed Executive Order 20-01, setting a first-in-the-nation goal to meet 100% decarbonization in the State by 2030. In December 2020 the state issued "Rhode Island Road to 100% Renewable Electricity" to detail an approach to achieve 100% decarbonization by the end of this decade, with offshore wind one of the resources outlined as a significant contributor in meeting this goal. The report also described two areas of potential exploration when considering integrated grid planning in the state - analyzing transmission and distribution system needs for multiple scenarios with 100% renewable electricity to identify potential grid challenges and development opportunities and exploring how to enhance grid visibility and forecasting. Rhode Island also emphasizes the importance of regional collaboration throughout the report, indicating that this is necessary to remove barriers to distributed energy resource deployment with competing policy interests.



## 6. Interconnection and Order No. 2023

Because adding new resources, including energy storage facilities, to the grid can affect the performance of the electric system, grid operators must study them prior to interconnection to avoid adverse impacts on the reliability of the grid, such as an overload, voltage deviation outside of an acceptable range, or potential instability. If these studies identify an adverse impact to reliability, the affected TOs and/or EDCs must perform system upgrades or modifications before the generator can interconnect. The specific study process depends on whether a generator is seeking to interconnect to the transmission system under the FERC-jurisdictional interconnection process administered by ISO-NE, or state-jurisdictional interconnection processes administered by the transmission and distribution utilities.

### 6.1.ISO-NE Process

Interconnection process reform has become a focus for FERC, ISO-NE, and RTOs across the country because of large backlogs of projects in the interconnection queue waiting to be studied and high volumes of projects are dropping out of studies at various stages of the process. The diagram below, from a recent DOE presentation, shows a summary of the current interconnection study process.

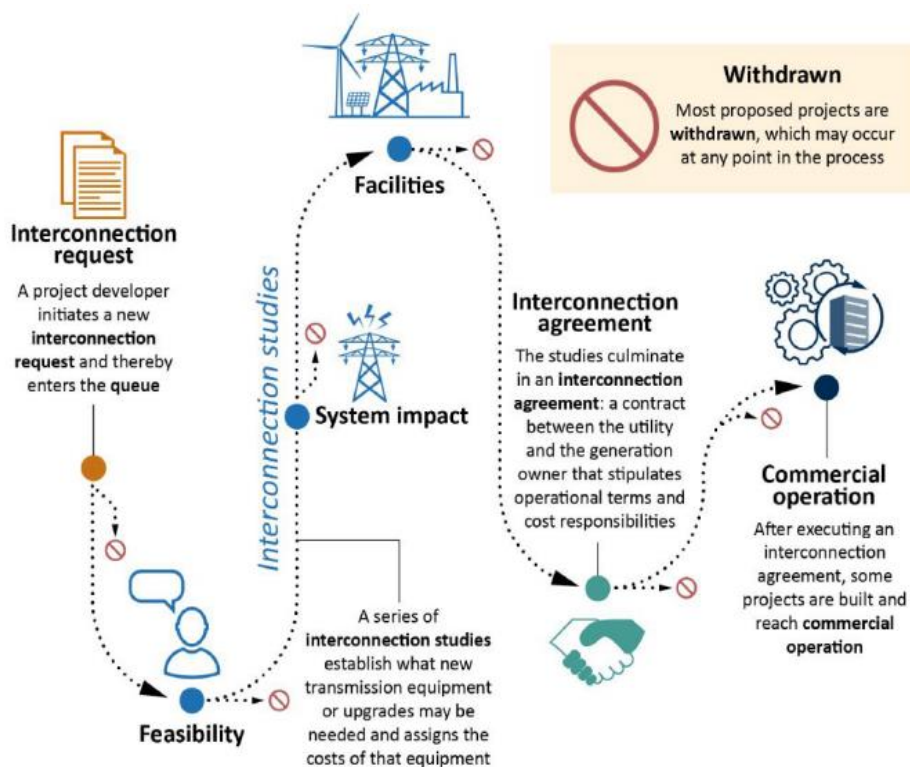


Figure 5: Department of Energy: Interconnection Study Process

While ISO-NE's interconnection queue is not as long as many others in the country, it too has seen significant delays in the time necessary to complete studies. With over 30,000 MW of proposed projects in its queue, ISO-NE shares the same challenge that many other RTOs face. Indeed, it is not just that studies take years to complete. The interest in developing clean energy has grown over the years, creating the need for many more studies, and more complex studies, than have historically been conducted. Studies are labor intensive, complicated, and rely on a workforce challenged by engineering shortages.



Until now, ISO-NE has primarily studied projects “serially,” meaning one after another, though limited group studies can and do occur. Under current rules applicable to New England, project developers bear the costs of the upgrades needed to connect to the grid, including upgrades at the point of interconnection and more distant upgrades elsewhere on the system, called network upgrades. If a single project seeking interconnection triggers costly upgrades - beyond the normal costs of building interconnection facilities, which already cost millions of dollars - the project may become nonviable and cancel its interconnection request. Because the issue on the grid has not been resolved, it is likely that the identified overloads will appear again for the next project that ISO-NE studies, causing that project to cancel its interconnection request, and the cycle continues. This requires frequent re-studies of interconnection requests, which increases the time required to complete the process.

FERC Commissioner Alison Clements recently highlighted the impact of the broken study process:

*“Ultimately, the dysfunction of the interconnection process harms consumers. It prevents low-cost generation from coming online that could have reduced the cost of electricity, and it harms reliability. Several of the nation’s largest grid operators have stated that they could face resource adequacy problems if new resource entry does not occur rapidly enough to match the pace of resource retirements.”*

At the core of this issue is a misalignment of need with process. A proactive transmission planning processes is necessary to enable cost-effective integration of the thousands of new projects to the grid and maintain reliability. Currently, these transmission planning processes largely do not exist (see report section 3.3.2 for a description of the transmission planning processes in New England). This relegates identifying and funding many major network upgrades through the incremental generation interconnection process, which is not designed for this. Broad network upgrade costs are often too substantial for any individual project to fund and the existing, incremental process is not designed to identify cost-effective solutions. Many liken it to charging the first car on the onramp the entire cost of widening the highway. It is also inefficient, as one-by-one upgrades in unanticipated locations are not as cost-effective as comprehensive expansion plans that simultaneously consider all grid-related needs.

However, while transmission planning reform gets to the root cause of the interconnection challenge, there are certainly necessary improvements to the generation interconnection framework to speed up study processes and timelines. Those are discussed in section 4.4.

## 6.2. Distribution System Process

Similar to the transmission interconnection process, distribution utilities within the Commonwealth have historically used a first-in, first-out (queued) approach to processing interconnection requests from DERs. The costs of system upgrades necessary to interconnect a particular DG system would be assigned to the applicant. Queue backlogs have emerged in recent years due to a large influx of applications, many of them queued for the same substations.

Under several dockets,<sup>52</sup> the DPU developed a framework to perform group studies at saturated substations to develop more comprehensive solutions and allow distribution utilities to propose and obtain approval for alternative cost allocation proposals. As a result of these dockets, Eversource and National Grid have performed numerous group studies involving multiple substations and project owners and

---

<sup>52</sup> Massachusetts D.P.U. Dockets 17-164, 19-55, 20-75, and 20-75-B.

proposed cost allocation methodologies to share the costs for common system modifications between beneficiaries. Several group studies and associated cost allocation mechanisms are currently pending before the DPU.

In Massachusetts, because of significant DG deployment, additional studies are required for the interconnection of most projects 1 MW or greater. When the interconnection of a DG facility to a distribution electric power system (EPS) has the potential to adversely affect a neighboring EPS (distribution or transmission), ISO-NE requires a study of potential adverse impacts on that neighboring system.<sup>53</sup> As these ASO studies are joint studies, the ASO and ISO-NE determine the procedural details and timing, including whether and when an ASO study is necessary. The EDCs are responsible for coordinating with the ASO and ISO-NE and communicating with interconnecting customers and the DPU.

ASO studies have historically taken 12-18 months (sequentially or concurrently with a distribution impact study) and the necessity of these studies is likely to continue indefinitely as the distribution system has reached high levels of DG saturation.<sup>54</sup> The Massachusetts Provisional Program<sup>55</sup> and the hosting capacity proposed in the Electric Sector Grid Modernization Plans (ESMPs) could result in many new projects seeking to interconnect, adding to the nearly 1 gigawatt of projects that started the interconnection process between 2017 and 2019 remain in the queue.<sup>56</sup> The Provisional Program and ESMPs intend to facilitate regulatory approvals for distribution system expansion, but much of the distributed generation enabled by these initiatives will also require enabling transmission infrastructure in order to interconnect.

To ensure efficient processing of DG and utility scale interconnections, infrastructure upgrades at both the distribution and transmission level must be aligned. In light of FERC Order No. 2023, ISO-NE is in the process of providing clarification on the interaction between the DG ASO and ISO-NE interconnection queues. Following ISO-NE's implementation of Order No. 2023, an opportunity should be provided for regional stakeholder engagement on ASO study best practices.

### 6.3. Interconnection Improvements

As described in section 3.1, FERC has jurisdiction over interconnection applications in the ISO-NE queue. FERC Order No. 2023<sup>57</sup> mandates a variety of changes to the interconnection process, with the

---

<sup>53</sup> Pursuant to the Section I.3.9 Process outlined in the ISO-NE Tariff (ASO Study). Under ISO-NE Planning Procedure No. 5-1 regarding ISO-NE's review of such changes, a Proposed Plan Application is required for new or increased generation greater than five MW; ISO-NE reserves the right to require a Proposed Plan Application for new or increased generation greater than one MW and less than five MW.

<sup>54</sup> DPU set rules concerning ASO studies in Order on Affected Operating Studies, D.P.U. 19-55-C (2020).

<sup>55</sup> In D.P.U. 20-75-B, the Department established a provisional framework for planning and funding upgrades to the electric power system to support timely and cost-effective development and interconnection of distributed generation, with a modified cost allocation and cost recovery methodology. D.P.U. 20-75-B at 2, 29. CIP proceedings include: D.P.U. 22-47, D.P.U. 22-51, D.P.U. 22-52, D.P.U. 22-53, D.P.U. 22-54, D.P.U. 22-55, D.P.U. 22-61, D.P.U. 22-170, D.P.U. 23-06, D.P.U. 23-09, D.P.U. 23-12.

<sup>56</sup> *Order on Provisional System Planning Program*, D.P.U. 20-75-B, at pg. 27 (2021).

<sup>57</sup> *FERC Order No. 2023*. Although the mechanics of the interconnection process will be substantially different after Order No. 2023 is implemented, many aspects of the process will remain the same. Complex technical studies will still need to be performed by ISO-NE and the TOs, and the TOs will still need to design, permit, and construct transmission upgrades as needed to ensure that reliability of the transmission system is maintained.

expectation these will speed up interconnection queues across RTOs and improve the timeliness of interconnection projects.

Among the changes included in Order No. 2023 are:

- Studies conducted in groups, called clusters, and shared network upgrade costs amongst projects.
- Fixed, predictable and (hopefully) faster timelines.
- Higher thresholds to entry into the interconnection queue, like site control requirements and deposits to reduce volumes of “speculative” projects.
- Penalties for TOs and RTOs if they don’t meet study deadlines.
- Evaluations of alternative technologies that could avoid costly upgrades.
- Flexibility for projects that add storage.
- Study methodology improvements for battery storage.

ISO-NE is in the process of developing its Order No. 2023 compliance rules and will submit them to FERC in 2024. The ISO-NE Transmission Committee website contains ISO-NE’s plans for these changes, as well as amendments and proposals from stakeholders.<sup>58</sup>

The changes mandated by Order No. 2023, while beneficial to the overall interconnection process, leave certain challenges partially or completely unresolved. This provides an opportunity for ISO-NE to go beyond compliance with the basic rules outlined in Order No. 2023. Advanced Energy United recently published a whitepaper that articulated priorities for ISO-NE’s Order No. 2023 compliance as well as reforms beyond the order.<sup>59</sup>

For example, it is important to note that entering the generation interconnection study process continues to be the only way for a project to determine its costs to interconnect. Order No. 2023 requires the use of heat maps that show available headroom on the grid and provide certain other levels of data disclosure for interconnection customers, but because of the opaque nature of the studies and the unpredictability of costs, high volumes of “speculative” projects may continue to enter the queue, essentially on fact-finding missions, which in turn creates more work for RTOs and transmission operators. Improvements to data transparency and cost certainty for interconnection customers remain areas in need of more attention.<sup>60</sup>

In addition, study processes remain slow and laborious. Even with improvements, ISO-NE estimates its queue entry and initial study phase (not including necessary re-studies) will take almost a

---

<sup>58</sup> ISO-NE, *Transmission Committee*; available at <https://www.iso-ne.com/committees/transmission/transmission-committee>.

<sup>59</sup> Adam Winer, Advanced Energy United, *New report reveals the reforms New England needs to more quickly connect clean energy projects to the grid*, Nov 1, 2023; available at <https://blog.advancedenergyunited.org/articles/daymark-isone-interconnection-2023>.

<sup>60</sup> One CETWG member proposed the following additional language: One proposal for improving data transparency and cost certainty could be to codify the role of the transmission owner to participate in scoping and providing information needed to make interconnection decisions.

year.<sup>61</sup> Process automation, improved and streamlined models, staff additions, and other innovations to improve timelines and accuracy are areas for additional process improvements to assist in speeding study times.

Costly and delayed construction timelines will also be a challenge. Assuming the region can process many more studies, and interconnection customers accept the associated costs, TOs need to build network upgrades associated with those generation interconnection requests in an efficient and timely manner. Across the country multi-year backlogs for network upgrade construction projects and escalating costs due to inflationary pressures are emerging issues. ISO-NE, with its smaller market and less crowded queue, has an opportunity to lead on this issue and avoid some of the problems experienced in other RTOs.

Finally, to ensure efficient processing of DG and utility scale interconnections, infrastructure upgrades at the both the distribution and transmission level must be aligned. In light of Order No. 2023, ISO-NE is in the process of providing clarification on the interaction between the DG ASO and ISO-NE interconnection queues, but next steps will require significant coordination between the many involved stakeholders.

In addition to FERC Order No. 2023, the Department of Energy has released a draft roadmap<sup>62</sup> to improve interconnection processes, focusing on increasing data access and transparency, improving process and timing, promoting economic efficiency, and maintaining a reliable grid.

To address these issues, many RTOs around the country have established forums to discuss and implement needed interconnection improvements on an ongoing basis (i.e., a continuous improvement approach). For example, the California Independent System Operator (CAISO) has combined proactive transmission planning for future generation interconnection and other transmission needs with clear identification of available headroom at various interconnection points.<sup>63</sup> CAISO also utilizes remedial action schemes (RAS)<sup>64</sup> to significantly increase the headroom on the existing grid. In addition, CAISO also proposed *2023 Interconnection Process Enhancements* that would speed up interconnection requests at grid locations with sufficient headroom.<sup>65</sup> Similarly, MISO and SPP offer greatly accelerated

---

<sup>61</sup> ISO-NE, NEPOOL Transmission Committee, *Order No. 2023 - Improvements to Generator Interconnection Procedures and Agreements*, October 17, 2023; available at [https://www.iso-ne.com/static-assets/documents/100004/a03b\\_2023\\_10\\_17\\_tc\\_order2023\\_proposed\\_compliance\\_overview.pdf](https://www.iso-ne.com/static-assets/documents/100004/a03b_2023_10_17_tc_order2023_proposed_compliance_overview.pdf).

<sup>62</sup> DOE, Office of Energy Efficiency & Renewable Energy, *DOE Releases Draft Roadmap to Improve Interconnection of Clean Energy Resources on the Nation's Transmission Grid*, October 25, 2023; available at <https://www.energy.gov/eere/articles/doe-releases-draft-roadmap-improve-interconnection-clean-energy-resources-nations>.

<sup>63</sup> California ISO, *Briefing on Resources available for near term interconnection*, December 5, 2023; available at <http://www.caiso.com/Documents/Briefing-ResourcesAvailable-NearTermInterconnection.pdf>.

<sup>64</sup> RAS are defined by the North American Electric Reliability Corporation (NERC) as operational means “designed to detect predetermined System conditions and automatically take corrective actions [to]: Meet requirements identified in the NERC Reliability Standards; Maintain System stability; Maintain acceptable System voltages; Maintain acceptable power flows; Limit the impact of Cascading; or Address other Bulk Electric System (BES) reliability concerns.” See

[https://www.nerc.com/pa/Stand/Prjct201005\\_2SpclPrctnSstmPhs2/FAQ\\_RAS\\_Definition\\_0604\\_final.pdf](https://www.nerc.com/pa/Stand/Prjct201005_2SpclPrctnSstmPhs2/FAQ_RAS_Definition_0604_final.pdf)

The California ISO is using RAS to create 21 GW of renewable generation interconnection headroom (15.5 GW of which are firmly deliverable to support resource adequacy needs) that would otherwise require transmission upgrades. See <http://www.caiso.com/Documents/Briefing-ResourcesAvailable-NearTermInterconnection.pdf>

<sup>65</sup> <https://www.caiso.com/InitiativeDocuments/Straw-Proposal-Interconnecton-Process-Enhancements-2023-Sep212023.pdf>

interconnection processes for new resources that share headroom with existing plants or are able to utilize the headroom at retired plants.<sup>66</sup>

## 7. Advanced Transmission Technologies

### 7.1. Introduction and Definition

Among other things, this Report emphasizes the need for expanded transmission capacity to integrate the renewable energy resources that are necessary for the Commonwealth to meet its 2050 net zero greenhouse gas emissions goal. Considering that it may take five to ten years to construct new transmission lines, the need for expanded transmission capacity represents a source of significant delay to progress on the Commonwealth's energy and climate goals. This section focuses on Advanced Transmission Technologies (ATTs), which are hardware and software solutions that can increase the capacity of existing transmission in existing rights of way, and minimize the siting, permitting and construction of new transmission lines, thereby helping to address the timely need for new transmission capacity in the Commonwealth. Innovation in ATTs introduces new technologies and products to the market, and the discussion here is not intended to be exhaustive of every type of ATT.

According to the U.S. Department of Energy, ATTs include Dynamic Line Rating (DLR), topology control; power flow control; and advanced conductors.<sup>67</sup> As noted in the DOE report, sensor, and software solutions, such as DLR and topology optimization focus on improvements in the control center, control systems, and decision-making processes. Actuator and hardware solutions, such as power flow controllers and advanced conductors and cables,<sup>68</sup> focus on improvements to the physical assets and infrastructure responsible for carrying, converting, or controlling electricity.

### 7.2. Grid Enhancing Technologies

Collectively, DLR, topology control, and power flow control are known as Grid Enhancing Technologies (GETs). As noted by DOE, GETs offer the potential to materially increase the capacity of existing transmission infrastructure.<sup>69</sup> The technologies thus have the potential to accelerate the Commonwealth's progress in deploying new clean energy resources.

GETs can be successfully deployed on new transmission infrastructure in addition to transmission in existing rights of way, to provide transmission operators with enhanced situational awareness, flexibility, and control over the transmission system. As the nation's transmission system becomes increasingly congested and capacity constrained, GETs can yield both financial and reliability benefits.

---

<sup>66</sup> Ben Greene, American Electric Power, *MISO/SPP Generator Replacement Process: PJM Interconnection Process Subcommittee*, July 31, 2023; available at [https://www.pjm.com/-/media/committees-groups/subcommittees/ips/2023/20230731/20230731-item-11---pjm-ips-transfer-of-cirs-education---miso\\_spp\\_pacificorp\\_pjm-ver-7-31-2023.ashx](https://www.pjm.com/-/media/committees-groups/subcommittees/ips/2023/20230731/20230731-item-11---pjm-ips-transfer-of-cirs-education---miso_spp_pacificorp_pjm-ver-7-31-2023.ashx).

<sup>67</sup> DOE, *Advanced Transmission Technologies*, December 2020, available at: <https://www.energy.gov/sites/prod/files/2021/02/f82/Advanced%20Transmission%20Technologies%20Report%20-%20final%20as%20of%2012.3%20-%20FOR%20PUBLIC.pdf>.

<sup>68</sup> Advanced Transmission Technologies can also include high voltage direct current lines (often offering more transfer capability than alternating current lines) and battery storage devices that can, when installed in certain locations, can enhance the capability of the grid.

<sup>69</sup> For a more detailed overview of GETs, see DOE, *Grid-Enhancing Technologies: A Case Study on Ratepayer Impact*, February 2022, available at <https://www.energy.gov/sites/default/files/2022-04/Grid%20Enhancing%20Technologies%20-%20A%20Case%20Study%20on%20Ratepayer%20Impact%20-%20February%202022%20CLEAN%20as%20of%20032322.pdf>.



They can reduce congestion costs, and, by improving situational awareness, keep transmission operators apprised of system conditions. This enables operators to maintain safer real-time operations, monitor asset health information to support asset replacement deferral while longer-term solutions are implemented, and increase grid resilience.

Transmission operators can utilize these technologies to implement a transmission loading order approach—ideally in combination with the use of RAS (as the CAISO is doing)—to create additional headroom for the interconnection of electricity generation assets. Increased grid capacity in existing rights of way with GETs or reconductoring, followed by the construction of new transmission lines, could be a more orderly and cost-effective approach to grid expansion that accommodates the interconnection of proposed electricity generation assets. Such transmission planning loading order principles have been used internationally: for example, Germany’s NOVA principle emphasizes “grid optimization first, then grid strengthening before any further grid expansion.”<sup>70</sup>

### 7.2.1. Dynamic line ratings

Transmission Operators generally rely on two types of line ratings to measure the amount of power a transmission line can safely conduct: Static Ratings, which are based on conservative assumptions regarding weather, and are unvarying or change only seasonally; and Ambient Adjusted Ratings, which use ambient temperature, and potentially additional factors, to rate transmission line capacity each day. DLRs, by contrast, use sensing devices and algorithms to collect ambient weather data and information about overhead conductors to calculate the maximum amount of capacity a transmission line can safely carry (the “ampacity” of the line) as conditions change dynamically even within each hour. More accurate consideration of ambient conditions allows operators to utilize the true, varying thermal limits of transmission lines more safely. Use of real time and forecasted DLRs often yield transmission line capacity ratings significantly higher than either Static Ratings or Ambient Adjusted Ratings, and thus provide an opportunity to safely and optimally utilize existing transmission system capacity that had previously gone unused. An example here in Massachusetts of the potential of DLRs to increase transmission line capacity is National Grid’s two-year pilot, which aimed to verify DLR performance and its ability to accurately and safely maximize the utilization of existing transmission line capacity, and the extent to which it optimized operations and further enabled the delivery of clean and affordable energy to customers.<sup>71</sup> Recorded DLR data from the pilot yielded the following results, according to an analysis conducted by National Grid and the DLR provider:

- DLRs exceeded Static Rating 94% to 97% of the time.
- DLRs yielded a mean (average) increase of 47% in line capacity above Static Ratings overall.
- DLRs yielded a mean (average) increase of 31% in transmission line capacity above Ambient-Adjusted Ratings.<sup>72</sup>
- The Pennsylvania Power and Light also recently presented information related to the effectiveness of their implementation of DLRs. Instead of rebuilding or reconductoring two 230-kV lines, PPL spent less than \$300,000 installing sensors on the lines. The utility saved

---

<sup>70</sup> <https://www.transnetbw.com/en/world-of-energy/nova-principle>.

<sup>71</sup> K. Engel, J. Marmillo M. Amini, H. Elyas, B. Enayati, LineVision Inc. National Grid USA, *An Empirical Analysis of the Operational Efficiencies and Risks Associated with Static, Ambient Adjusted, and Dynamic Line Rating Methodologies*, July 2, 2021; available at <https://cigre-usnc.org/wp-content/uploads/2021/11/An-Empirical-Analysis-of-the-Operational-Efficiencies-and-Risks-Associated-with-Line-Rating-Methodologies.pdf>.

<sup>72</sup> *Id.*



approximately \$50 million in costs and immediately began saving about \$20 million in annual congestion costs. Average capacity ratings on one line increased about 18% and 19% on the other line, while “emergency” ratings on the first line increased about 9% and on by 17% on the second line. Congestion costs in the 2021/22 and 2022/23 winters on one line fell from more than \$60 million to about \$1.6 million.<sup>73</sup>

### 7.2.2. Power Flow Control

Power flow control technologies actively balance the flow on transmission lines by transferring—pushing or pulling—power from one line to another. The hardware can intelligently raise or lower the impedance (the opposition to electrical current) on transmission lines in real time to ensure that power is delivered on lines that have the capacity to carry it. Advanced power flow control expands on this function with enhancements such as faster and more flexible deployment options, easy scaling to meet the size of the need, and the ability to relocate hardware when needed elsewhere on the grid.<sup>74</sup> Consider, for example, three transmission lines with the same maximum design capacity: one operating at 28% of capacity, a second operating at 40% of capacity, and a third operating above its rated capacity at 105%. Power Flow Control could be used redistribute power across all three lines so that each is operating close to its design capacity. The result is a material increase in the amount of power carried by the first two lines, and a slight reduction in the overloaded capacity of the third line which keeps it in service and maintains the reliability of the transmission system.

### 7.2.3. Topology optimization

Transmission topology optimization software models the grid's network and power flow conditions to identify ways to reroute power flow around congested or overloaded transmission elements. Transmission operators implement these "reconfigurations" by switching on or off existing high voltage circuit breakers. By more evenly distributing flow over the network, topology optimization increases the transfer capacity of the grid, and decreases the need to curtail power generating resources.<sup>75</sup> Applications of topology optimization in Great Britain, MISO, and SPP have shown that the technology can substantially reduce grid congestion and the curtailment of renewable generation.<sup>76</sup>

## 7.3. Advanced Conductors

As noted earlier, advanced transmission technologies also include several technologies that replace existing physical transmission equipment. They include advanced conductors that can carry more power than the conductors currently installed on existing lines. As noted by DOE, while such physical upgrades are generally more capital intensive than the sensor and software solutions employed by ATTs, they can offer cost effective upgrades to further improve the long-term capability, reliability, and resilience of the grid without new rights of way. Advanced conductors, such as Aluminum Conductor Composite Core technology that replaces the steel core of commonly used conductors with low-sag composite-reinforced cores, can double the transfer capability of existing lines without the need for new

---

<sup>73</sup>Horst Lehmann and Eric Rosenberger, PPL Electric Utilities, *PPL's Dynamic Line Ratings Implementation*, April 25, 2023; available at <https://www.energypa.org/wp-content/uploads/2023/04/Dynamic-Line-Ratings-H-Lehmann-E-Rosenberger.pdf>.

<sup>74</sup> WATT: Working for Advanced Transmission Technologies; available at <https://watt-transmission.org/>.

<sup>75</sup> WATT: Working for Advanced Transmission Technologies; available at <https://watt-transmission.org/>.

<sup>76</sup> Pablo Ruiz, Brattle Group, *Congestion & Overload Mitigation With Transmission Reconfigurations: Experience in MISO and SPP*, June 23, 2022; available at <https://www.brattle.com/experts/pablo-ruiz/?full#insights-events-publications>.

towers. Other advanced conductor technologies, such as super-conducting cables, can yield ten-fold increases in transmission capabilities. While significant commercial experience already exists with some advanced conductor technologies, however, the experience with others is still very limited.<sup>77</sup>

## 7.4. Use and Sequence of ATTs

Historically, utilities, system operators, and regulators assumed the transmission grid was essentially “fixed” in capacity and configuration by Static Rating assumptions. However, the deployment of ATTs, like DLR, challenges this assumption as the capabilities of the grid varies based on variables like ambient weather conditions, wind speed, and overall utilization of the network. The evolution of transmission planning practices to include ATTs is critical as transmission-related costs rise. As noted in the ISO-NE draft 2050 transmission study, transmission costs could rise to as high as \$23-\$26 billion in a fully decarbonized future<sup>78</sup> as the state and region plans for scenarios with higher electrification, offshore wind integration, and renewable energy deployment. As the Commonwealth and region continue to develop transmission expansion strategies to address decarbonization goals, optimizing the use of ATTs will be a critical tool in rightsizing transmission and reducing impacts to the consumer.

ATTs, including GETS, have been broadly deployed in Europe<sup>79</sup> to increase grid infrastructure by unlocking additional capacity on the existing transmission system. These technologies also complement transmission build outs by enhancing the utility of transmission infrastructure instead of eliminating or replacing it.

The operational flexibility provided by ATTs is particularly valuable in the context of addressing extreme weather events and enhancing grid resilience. An example is the 2018 “bomb cyclone,” when a 13-day cold snap (December 25, 2017, to January 8, 2018) constrained a large portion of the Northeast U.S. grid.<sup>80</sup> During this extreme event, which featured higher loads triggered by colder weather, ISO-NE issued an abnormal conditions alert to address both the weather and supply concerns. ISO-NE also temporarily increased transmission line ratings (made possible by the cold conditions, which helped to improve thermal transfer capability), including the scheduling limits on the AC ties into New York (from 1,400 MW to 1,600 MW), which helped avoid significant congestion costs.<sup>81</sup> Deployment of GETs potentially provides the means to take advantage of grid capabilities that routinely exceed the existing static ratings.

---

<sup>77</sup> DOE, *Advanced Transmission Technologies*, December 2020, available at: <https://www.energy.gov/sites/prod/files/2021/02/f82/Advanced%20Transmission%20Technologies%20Report%20-%20final%20as%20of%2012.3%20-%20FOR%20PUBLIC.pdf>.

<sup>78</sup> <https://www.iso-ne.com/system-planning/transmission-planning/longer-term-transmission-studies>.

<sup>79</sup> See ENTSO-E Technopedia, [DLR](#) and [APFC](#), and IRENA [Innovation Landscape Brief](#) on DLR for examples of worldwide deployments.

<sup>80</sup> ISO-NE, *Cold Weather Operations: December 24, 2017 – January 8, 2018*, January 16, 2018; available at [https://www.iso-ne.com/static-assets/documents/2018/01/20180112\\_cold\\_weather\\_ops\\_npc.pdf](https://www.iso-ne.com/static-assets/documents/2018/01/20180112_cold_weather_ops_npc.pdf).

<sup>81</sup> T. Bruce Tsuchida, Linquan Bai, and Jadon M. Grove, The Brattle Group, *Building a Better Grid: How Grid-Enhancing Technologies Complement Transmission Buildouts*, April 20, 2023; available at <https://watt-transmission.org/wp-content/uploads/2023/04/Building-a-Better-Grid-How-Grid-Enhancing-Technologies-Complement-Transmission-Buildouts.pdf>.

The recent DOE report highlighting the ratepayer impact of GETs identified six key indicators for GETs value:<sup>82</sup>

- **Wind and Solar Share:** The variable nature of renewable generation may operate more efficiently with GETs.
- **Renewable Curtailment:** Indicates stress on the transmission system and the need to increase power flow out of renewable generation pockets.
- **Transmission Congestion:** An indicator of transmission system limitations that, if relieved, could facilitate the development of more renewable generation.
- **Price Differentials:** An economic (price signal) indicator that can help isolate localized transmission issues and their magnitude,
- **Proposed Transmission:** Indicates regions where there may be existing congestion or new resources that could be supported by GETs.
- **Proposed Renewables:** Regions where additional infrastructure may be necessary to bring new renewable resources online.

Within that context, a recent study highlighted three locations within ISO-NE as potentially well-suited for GETs based on the interconnection queue and 2030 Resource Plan, including a key offshore wind interconnection point in Southeast Massachusetts (SEMA).<sup>83</sup> The study identified DLRs and Advanced Power Flow Control deployments in the SEMA region to support reliability and to reduce production costs under a modeled 2030 resource mix with over 50% renewable energy. Optimal deployment of the two technologies reduced renewable curtailment at the interconnection point by more than half, with the technologies paying for themselves in less than one year.

The Brattle Group also conducted a GETs study which modeled an optimal deployment of GETs using the Southwest Power Pool system in Kansas and Oklahoma and projects in the interconnection queue with signed interconnection agreements. Brattle investigated how much new generation could economically interconnect if GETs unlocked additional capacity on the grid. Without GETs, 2,580 MW of wind and solar generation could interconnect in the next five years. With GETs, twice as much new generation (5,250 MW) could interconnect. In this study, GETs deployments would have one-time installation costs of \$90 million, with annual production cost savings of \$175 million.<sup>84</sup>

As noted in these studies, GETs potentially play a key role in the integration of clean energy to the grid and at various stages of transmission expansion, as highlighted in a 2023 white paper by The Brattle Group, “Building a Better Grid: How Grid-Enhancing Technologies Complement Transmission

---

<sup>82</sup>DOE, *Grid-Enhancing Technologies: A Case Study on Ratepayer Impact*, February 2022; available at <https://www.energy.gov/sites/default/files/2022-04/Grid%20Enhancing%20Technologies%20-%20A%20Case%20Study%20on%20Ratepayer%20Impact%20-%20February%202022%20CLEAN%20as%20of%20032322.pdf>.

<sup>83</sup>Jake Gentle, Alex Abboud, Megan Culler, Chris Sticht; Telos Energy - Sean Morash, Andrew Siler, Leonard Kapiloff, Derek Stenclik, Matthew Richwine, Idaho National Laboratory, *Assessing the Value of Grid Enhancing Technologies: Modeling, Analysis, and Business Justification*, June 1, 2023. INL/MIS-23-71254; available at <https://efiling.energy.ca.gov/GetDocument.aspx?tn=250827&DocumentContentId=85724>.

<sup>84</sup>T. Bruce Tsuchida Stephanie Ross Adam Bigelow, Brattle Group, *Unlocking the Queue with Grid-Enhancing Technologies: Case Study Of The Southwest Power Pool Final Report – Public Version*, February 1, 2021; available at <https://watt-transmission.org/unlocking-the-queue/>.

Buildouts.” This centers around the ability to use GETs to reduce congestion (including any renewable generation curtailments) during most hours of the year and help integrate more resources prior to the construction of new transmission, to reduce the impact of outages or avoid outages entirely during the construction of new transmission, and to help improve the value and capability of new lines. These benefits were demonstrated in the analysis in the SPP system, which found that GETs help increase the utilization level of existing 345 kV lines by 16%.<sup>85</sup>

## 8. Siting and Permitting

Federal, state, and local authorities all play a role in siting and permitting electric transmission facilities. This section provides an overview of existing transmission siting and permitting authorities and processes.

### 8.1.Federal

As noted in Section 2.1, the Federal Power Act grants FERC jurisdiction over rates and terms of service for transmission of electric energy in interstate commerce but does not grant FERC authority over siting of transmission facilities, except for the limited backstop siting authority in Section 216. Thus, electric transmission facility siting and permitting largely rests with the states.

The Energy Policy Act of 2005 added section 216 to the FPA that provides for a limited federal role in transmission siting. Section 216 authorizes FERC to issue permits to construct transmission facilities under certain limited circumstances (i.e., FERC’s “backstop” siting authority):

- FERC’s authority is limited to facilities sited in DOE-designated NIETCs. NIETCs are geographic areas DOE determines have a need for transmission facilities to resolve electric transmission capacity constraints or congestion that adversely affects consumers.
- FERC may issue permits if: (1) a state lacks the authority to approve the siting of the proposed facilities or consider the interstate benefits; (2) the applicant does not qualify to apply in a state because the applicant does not serve end-use customers in the state; or (3) a state that has authority withheld its approval for more than one year or has conditioned its approval such that the proposed project will not significantly reduce congestion or is not economically feasible.
- FERC must find that the proposed facilities: (1) will be used for the transmission of electricity in interstate commerce; (2) are consistent with the public interest; (3) will significantly reduce transmission congestion in interstate commerce and benefit consumers; (4) are consistent with sound national energy policy and will enhance energy independence; and (5) will maximize, to the extent reasonable and economical, the transmission capabilities of existing towers or structures.<sup>86</sup>

Since section 216’s enactment, federal court decisions have hindered DOE’s ability to designate NIETCs and there have been no backstop siting applications filed with FERC. In 2021 Congress amended section 216 through the Infrastructure Investment and Jobs Act to address the court decisions. As

---

<sup>85</sup> *Building a Better Grid: How Grid-Enhancing Technologies Complement Transmission Buildouts*, April 20, 2023.

<sup>86</sup> Section 216 authorizes a permit holder, if unable to reach agreement with a property owner, to use eminent domain to acquire the necessary right-of-way for the construction of the permitted transmission facilities.

amended, section 216 expanded the circumstances under which DOE may designate a NIETC to include geographic areas expected to experience transmission capacity constraints or congestion that adversely affects consumers. Section 216 as amended further clarifies that FERC has authority to issue permits in circumstances where a state has denied approval of an application.

In response to this amendment, in December 2022, FERC issued a Notice of Proposed Rulemaking (NOPR) in to revise its existing backstop siting regulations.<sup>87</sup> A final rule on FERC's backstop siting NOPR is pending.

In addition to FERC's backstop siting authority, the U.S. Environmental Protection Agency, Bureau of Ocean Energy Management (off-shore wind facilities beyond 3-mile state nautical boundary), Army Corps of Engineers, U.S. Fish and Wildlife Service, and Federal Aviation Administration have specific authorities applicable to permitting electric transmission facilities.

## 8.2.State

This section explores the role of energy facilities siting, in general, and for transmission facilities in particular, by the Massachusetts DPU and the Massachusetts EFSB.

### 8.2.1. Dual siting responsibilities of the DPU and EFSB

The Commonwealth has two state agencies involved in energy facilities siting: the DPU and the EFSB. As described below, siting complexities and challenges exist within each agency's own siting processes, as well as in coordination between these two agencies. For the general public, the dual nature of siting jurisdiction at the DPU and the EFSB (and other aspects of siting proceedings) can make it challenging to understand and participate fully in the process.

A brief history of energy facilities siting in Massachusetts may help explain the respective roles of DPU siting functions and the EFSB. For much of the past century, and until the creation of the EFSB, the DPU was charged with siting-related functions for energy facilities in the Commonwealth including: (1) the grant of zoning exemptions to "public service corporations" for the construction and operation of energy facilities; (2) eminent domain and survey authority for electric transmission and natural gas pipelines; (3) approval for construction and operation of electric transmission lines; and (4) grants of location for electric transmission lines. The DPU continues to have primary jurisdictional authority in these areas.

Amid rising environmental concerns in the late 1960s and early 1970s regarding the development of new power plants and other large energy infrastructure – and increasing difficulties of then-vertically integrated utilities in securing permits for such facilities – the Legislature convened the Massachusetts Electric Power Plant Siting Commission to explore potential solutions. This led to the creation of the Energy Facilities Siting Council in 1974 (EFSC, now EFSB) with responsibilities to review and approve not only the siting of electric power plants, but also natural gas and oil pipelines, large oil and natural gas storage facilities, and electric transmission facilities. The legislature also provided the Siting Council with extraordinary authority to issue or modify other state and local permits, if previously EFSC-approved facilities were unreasonably denied or delayed necessary state or local permits, or subject to onerous

---

<sup>87</sup> Federal Register: Applications for Permits To Site Interstate Electric Transmission Facilities, January 17, 2023; available at <https://www.federalregister.gov/documents/2023/01/17/2022-27716/applications-for-permits-to-site-interstate-electric-transmission-facilities>.

permit conditions. The legislature also exempted the Siting Council from most aspects of the Massachusetts Environmental Policy Act (MEPA) to avoid duplication of review and potential delay.

A state government reorganization in 1992 relocated the EFSB staff to the DPU in the newly established Siting Division and rebranded the EFSC as the EFSB. As part of the legislative reorganization, the EFSB shed some of its functions to other divisions of the DPU (such as natural gas long-range supply planning) and the DPU Chair assumed the authority to assign DPU siting matters to the Siting Board for adjudication if a project encompassed both agencies' siting jurisdictions. Other than these and other administrative changes, the EFSB and DPU siting authorities remained largely intact and were not consolidated. In 2008, pursuant to the Green Communities Act, the DPU and EFSB, were relocated to a new Secretariat, the Executive Office of Energy and Environmental Affairs (EEA). As EEA agencies, both the EFSB and the DPU became subject to the EEA Environmental Justice Policy.<sup>88</sup>

### 8.2.2. What is the EFSB?

The EFSB is an independent nine-member board chaired by the Secretary of EEA, which includes the following officials (or designees): commissioners of the DPU (two), Massachusetts Department of Environmental Protection (MassDEP), and DOER; the Secretary of the Executive Office of Economic Development (EOED); and three public members (with energy, environmental, and labor expertise, respectively). The Siting Board's statutory purpose is to review proposed energy facilities to ensure a reliable energy supply, with a minimum impact on the environment, at the lowest possible cost. Statutory authority of the Siting Board is specified in G.L. c. 164, §§ 69G – 69S; Regulatory authority in 980 CMR 1.00 - 12.00. The DPU Siting Division is staff to the EFSB and the DPU Commission. Staff adjudicates cases and prepares tentative decisions and orders for review by the EFSB and DPU Commission.

*Table 2: EFSB Siting Actions*

<b>EFSB Siting Actions</b>
<u>Approval to Construct</u> (12-month proceeding) – this is the central adjudicatory function of the EFSB sought by applicants seeking to build and operate jurisdictional energy facilities. EFSB approval is required before any other state construction permits may be issued. G.L. c. 164, §§ 69J-69J <sup>1</sup> / <sub>2</sub> .
<u>Action by Consent (ABC)</u> – a mechanism to issue an EFSB decision, except a final decision in an adjudicatory matter. To become effective, an ABC must be signed by all Board members. 980 CMR 2.07.
<u>Determination of Jurisdiction</u> (four-month proceeding) – upon request, a proceeding to determine if the EFSB has jurisdiction over a particular facility. 980 CMR 2.09.
<u>Advisory Rulings</u> (60 days to accept request for Advisory Ruling) – written non-binding ruling regarding the applicability of an EFSB statute or regulation. 980 CMR 2.08.
<u>Certificate of Environmental Impact and Public Interest</u> (six-month proceeding) – Pursuant to G.L. c. 164, § 69K-69O <sup>1</sup> / <sub>2</sub> , the Siting Board may also issue a Certificate of Environmental Impact and Public Interest to any applicant that proposes to construct or operate a generation facility or to any electric, gas, or oil company that proposes to construct or operate jurisdictional facilities in Massachusetts. Such a Certificate, if granted, has the legal effect of providing all state and local permits that are required for construction and operation of the facility, as requested by the applicant.

<sup>88</sup> Confirmed in the Brockton Power Company SJC decision, 469 Mass. 196 (2014).



### 8.2.3. EFSB jurisdictional facilities

G.L. c. 164, § 69G gives the Siting Board jurisdiction over the following types of proposed new energy facilities, which the Siting Board may approve, approve with conditions, or deny:

Electric generating facilities - any generating unit designed for or capable of operating at a gross capacity of 100 megawatts or more, including associated buildings, ancillary facilities, and transmission and pipeline interconnections that are not otherwise subject to the Siting Board's jurisdiction.

Electric transmission lines - new lines that have either: (1) a design rating of 69 kV or more and which is one mile or more in length on a new transmission corridor; or (2) a design rating of 115 kV or more which is 10 miles or more in length on an existing transmission corridor, except reconductoring (*i.e.*, replacing the cables that carry or "conduct" the electric current) or rebuilding at the same voltage; (3) an ancillary structure (such as a new or modified substation), which is an integral part of the operation of any transmission line subject to the Siting Board's jurisdiction.

Gas manufacture or storage - a unit, including associated buildings and structures, designed for or capable of the manufacture or storage of gas, except: (1) a unit with a total gas storage capacity of less than 25,000 gallons and also with a manufacturing capability of less than 2,000 million British thermal units (MMBtu) per day; (2) a unit whose primary purpose is research, development or demonstration of technology and whose sale of gas, if any, is incidental to that primary purpose; or (3) a landfill or sewage treatment plant.

Gas transmission pipeline – a new pipeline with a normal operating pressure in excess of 100 pounds per square inch gauge, which is greater than one mile in length, except restructuring, rebuilding, or relaying of existing gas pipelines of the same capacity.

Oil storage facility - a new unit exceeding 500,000 barrels (21 million gallons) or an oil pipeline greater than one mile in length, except restructuring, rebuilding, or relaying of existing pipelines of the same capacity.

### 8.2.4. DPU jurisdictional facility siting and related functions

Electric Transmission Lines – The DPU has no jurisdictional thresholds for voltage or line length specified in statute or regulations. (G.L. c. 164, § 72). G.L. c. 164, § 72 requires electric companies to obtain Department approval prior to the construction or significant alteration of existing lines (e.g., increased voltage or increased structure heights) but not reconductoring and equivalent pole replacements. To receive such approval, the electric company must show that the proposed project is needed and that it serves "the public convenience and is consistent with the public interest." Each transmission facility submitted for Siting Board approval under c. 164, § 69J also requires G.L. c. 164, § 72 approval by the Department, administered by the Siting Board in consolidated proceedings. Given the lack of clearly defined physical thresholds for § 72 transmission facilities, the DPU is frequently asked for informal determinations of whether proposed transmission projects, particularly refurbishments of existing lines, require such reviews.

Eminent Domain (G.L. c. 164, §§ 72 & 75C) and Survey Authorization (G.L. c. 164, §§ 72A & 75D) for electric and gas companies, respectively. The Siting Division adjudicates petitions by electric and natural gas companies for the right to exercise the power of eminent domain to meet their public service obligations. To grant eminent domain, the DPU must determine that the project is necessary for the purpose alleged, will serve the public convenience, and is consistent with the public interest.

Zoning Exemptions for “Land and Structures” – The DPU may grant exemptions from local zoning ordinances or by-laws. G.L. c. 40A, § 3 applies to “public service corporations.” DPU must find that “exemptions are required” and the “present or proposed use of the land or structure is reasonably necessary for the convenience or welfare of the public.”

Grant of Location for transmission lines – Where a grant of location has been refused, the DPU may provide grant a location for the transmission line if it deems the location necessary for the public convenience and in the public interest. G.L. c. 166, § 28.

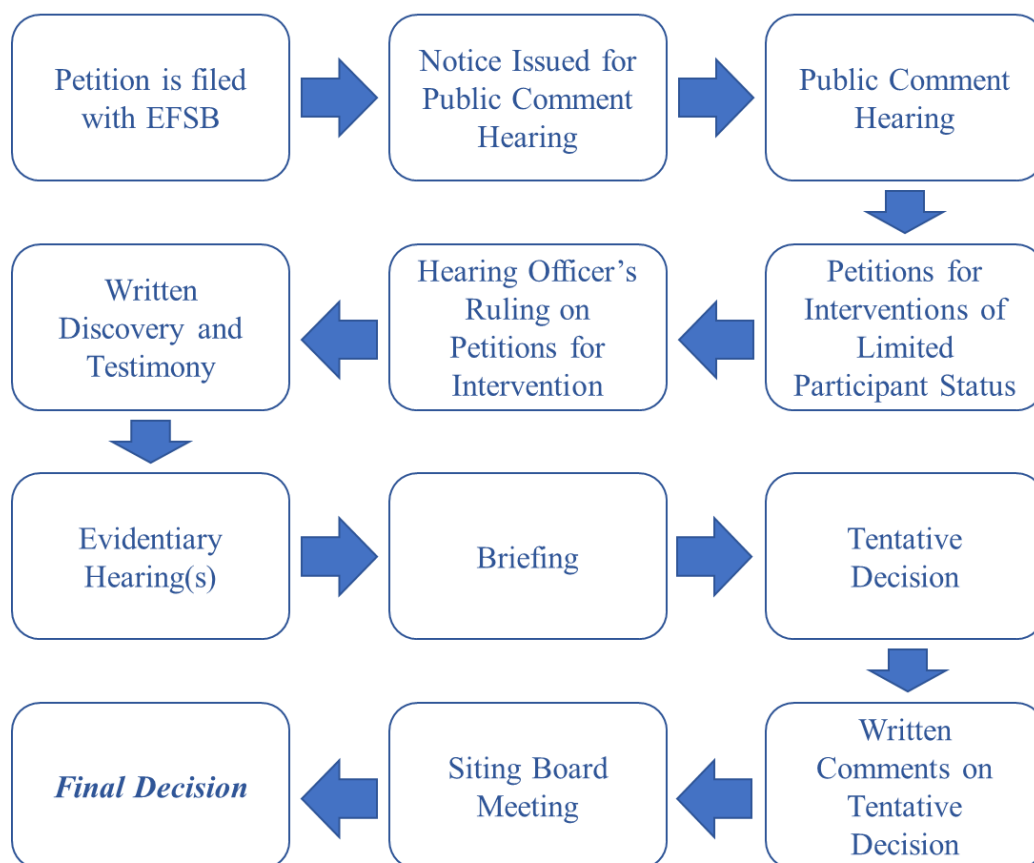
The DPU exercises its jurisdictional authority through Orders issued by its three-member commission. In some cases, Siting Division staff may determine informally that proposed reconstruction/rebuilding of existing transmission lines does not trigger Section 72 jurisdiction (or EFSB jurisdiction).

#### 8.2.5. EFSB/DPU adjudicatory process

The Siting Board’s regulations detail how its review of jurisdictional facilities is conducted. See 980 CMR 1.00-12.00. The Siting Board conducts its review of jurisdictional facilities in adjudicatory proceedings under G.L. c. 30A. 980 CMR 2.02(3). Siting Board review commences with Notice and a public comment hearing in one or more of the affected cities or towns. 980 CMR 1.04. The purpose of the public comment hearing is to provide information on a proposed project and to afford members of the general public an opportunity to comment on a proposed facility. 980 CMR 1.04. The Siting Board accepts both oral and written comment on a proposed project and allows intervention and limited participation in a proceeding. 980 CMR 1.04, 1.05. The Siting Board establishes an evidentiary record relating to a proposed project through review of an applicant’s petition, pre-filed testimony from the parties, discovery, and cross examination at evidentiary hearings. 980 CMR 1.06.

The Siting Board makes its decisions in a public meeting consistent with Open Meeting Law. 980 CMR 1.08, 2.04, 2.06. After the record is complete and parties submit briefing, Siting Board staff draft a Tentative Decision and issue it to the parties for written comment. The Tentative Decision is also made available to the public. 980 CMR 1.08, 2.06. The Siting Board accepts oral comment, deliberates, and votes at a public meeting. 980 CMR 2.04. After voting, the Siting Board directs staff to issue a Final Decision approving, rejecting, or approving with conditions the proposed project. 980 CMR 1.08, 2.04. The Siting Board’s adjudicatory decisions are subject to judicial review at the Supreme Judicial Court. G.L. c. 164, § 69P; G.L. c. 25, § 5.

### Energy Facilities Siting Board Process



*Figure 6: EFSP Process*

#### 8.2.6. Areas of EFSB/DPU review for electric transmission projects

Petitions seeking EFSB's approval of electric transmission line proposals must have the following elements by statute (G.L. c. 164, § 69J):

1. A description of the facility, site and surrounding areas;
2. An analysis of the need for the facility, within and/or outside the Commonwealth;
3. A description of alternatives to the facility, such as other methods of transmitting or storing energy, other site locations, other sources of electrical power, or a reduction of requirements through load management;
4. A description of the environmental impacts of the facility, such as land use impact, water resource impact, air quality impact, solid waste impact, radiation impact, and noise impact.

G.L. c. 164, § 69J requires the Siting Board to approve a petition to construct if it determines that:

1. All information relating to current activities, environmental impacts, facilities agreements and energy policies as adopted by the commonwealth is substantially accurate and complete;

2. Projections of the demand for electric power, or gas requirements and of the capacities for existing and proposed facilities are based on substantially accurate historical information and reasonable statistical projection methods and include an adequate consideration of conservation and load management;
3. Plans for expansion and construction of the applicant's new facilities are consistent with current health, environmental protection, and resource use and development policies as adopted by the commonwealth and are consistent with the policies to provide a necessary energy supply for the commonwealth with a minimum impact on the environment at lowest possible cost.

The Siting Board does not have regulations specific to its review of petitions to construct electric transmission lines, although the statute makes this option available.<sup>89</sup> Based on statutory requirements and case precedent, the Siting Board has included the following key topics in its review of electric transmission lines:

- Need (in statute)
- Site and routing alternatives (in statute)
- Non-transmission alternatives (such as distributed generation, storage, and energy efficiency) (in statute)
- Cost of proposed project, alternative routes, and non-transmission alternatives
- Land use impact (in statute)
- Water resource impact (in statute)
- Air quality impact (in statute)
- Solid waste impacts (in statute)
- Magnetic field impacts (called "radiation impact" in statute)
- Noise impact (in statute)
- Visual impacts
- Historical/cultural resource
- Flora/fauna/habitat impacts
- Traffic impacts
- Safety
- Hazardous waste
- Environmental Justice (pursuant to 2021 EEA Environmental Justice Policy and An Act Creating a Next-Generation Roadmap for Massachusetts Climate Policy. St. 2021, c. 8 ("Roadmap Act"), and when applicable, MEPA EJ Protocols)

---

<sup>89</sup> "The board shall be empowered to issue and revise filing guidelines after public notice and a period for comment. A minimum of data shall be required by these guidelines from the applicant for review concerning land use impact, water resource impact, air quality impact, solid waste impact, radiation impact and noise impact." G.L. c. 164, § 69J.

- Public convenience and welfare (where zoning exemptions are requested pursuant to G.L. c. 40A, §3)
- Potential property value impacts<sup>90</sup>

In cases involving a Certificate (pursuant to G.L. c. 164, §§ 69K - 69O and 980 CMR §§ 6.00) in which an applicant requests that the Siting Board issue all necessary state and local permits for a previously EFSB-approved project, the applicant must also demonstrate:

- It meets at least one of six grounds (such as undue delay or burdensome conditions imposed by other state and local permit agencies),
- Need for the facility,
- Compatibility of the facility with environmental protection, public health, and public safety
- The extent to which construction and operation of the facility will fail to conform with existing state and local laws, ordinances, bylaws, rules and regulations and reasonableness of exemptions thereunder, if any, consistent with the implementation of the energy policies contained in the Siting statute to provide a reliable energy supply for the commonwealth with a minimum impact on the environment at the lowest possible cost,
- The public interest, convenience and necessity requiring construction and operation of the facility.

#### 8.2.7. Other permitting agencies

In addition to the siting jurisdiction by the EFSB and DPU, there are numerous other state and local agencies that may have specified areas of permit and approval authority and oversight for proposed electric transmission facilities. These include:

Massachusetts Environmental Policy Act - Disclosure of environmental impacts and consideration of feasible measures to minimize or avoid them. The Siting Board is exempt from the requirements of MEPA by statute. G.L. c. 164, § 69I.<sup>91</sup> However, DPU-jurisdictional siting matters (such as transmission lines under G.L. c. 164, § 72, and zoning exemptions under G.L. c. 40A, § 3) have no such exemption, and, when referred by the DPU to the Siting Board for consolidated review with related Siting Board petitions, remain subject to MEPA.

Massachusetts Dept. of Environmental Protection - Air Plan Review – use of best available technology to reduce emissions; Water-related permits – discharge; stormwater; water withdrawal; tidelands (chap. 91); Hazardous wastes and spill prevention plans.

Local Agencies - Conservation Commission; Zoning Board and Zoning Board of Appeal (ZBA); Building Department; Planning Board; Department of Public Works; Electrical Inspector; Health

<sup>90</sup> Property values impacts fall outside the scope of the Siting Board's review of transmission lines under G.L. c. 164, § 69J, but may be relevant to DPU review authority under G.L. c. 164, §72 and G.L. c. 40A, §3. See Eversource Energy, EFSB 17-02/D.P.U. 17-82/17-83, at 221 (2019).

<sup>91</sup> Despite this statutory exemption, MEPA review is typically conducted in parallel with, and broadly informs the Siting Board's proceedings, which is a fundamental purpose of MEPA with respect to state permitting agencies. See 301 CMR 11.00 et seq.

Department, others. The following table highlights some of the local permitting issues that can affect transmission-related projects:

*Table 3: Highlighted Local Permitting Issues for Transmission Projects*

<b>Local Agency/Department/Body</b>	<b>Permit/Approval</b>	<b>Description</b>
Conservation Commission	Massachusetts Wetlands Protection Act (G.L. c. 131 § 40) Order of Conditions; additional Local Wetlands Bylaws and Ordinances (if any)	The Massachusetts Wetlands Protection Act (G.L. c. 131 § 40) and implementing regulations (310 CMR 10.00) is a state statute administered locally by Conservation Commissions. In addition to administering the WPA, certain communities also administer a Wetlands Ordinance. The WPA and Wetlands Ordinances require the preparation of a Notice of Intent (“NOI”) for certain activities within a wetland resource area and/or work within 100 feet of certain wetland resource areas (i.e., the 100-foot Buffer Zone). The general performance standards for work or activities occurring within wetland resource areas are identified in the WPA
Select Board/City Council	Grant of Location	Grants of Locations are required when a petitioner wishes to locate infrastructure upon, along, under or across that public way.
Tree Wardens	Public Shade Trees (G.L. c. 87)	According to G.L. c. 87, § 1, public shade trees are defined as “all trees within a public way or on the boundaries thereof.” An applicant would obtain a permit from the municipal Tree Warden (or MassDOT, as applicable) and work to identify appropriate mitigation.
Zoning Board	Zoning Approvals	Various zoning ordinance areas relating to buildings, land use, construction, health and safety
Planning Board	Scenic Roads (G.L. c. 40 § 15C)	After a road has been designated as a scenic road, any repair, maintenance, reconstruction, or paving work done with respect thereto shall not involve or include the cutting or removal of trees, or the tearing down or destruction of stone walls, or portions thereof, except with the prior written consent of the planning board, or if there is no planning board, the selectmen of a town, or the city council of a city.
Department of Public Works	Street Opening Permit	Street Opening Permits are required for construction activities located on or under the public right of way, either sidewalk and/or roadway. Often includes provisions for ongoing coordination with police and fire



		departments; work schedule and duration of closures/detours; routing of traffic
	Earth Removal Permit	Method of removal; type and location of temporary structures, hours of operation, route for transporting material; area and depth of excavation
	Stormwater and Sewer Connection Permits (for manholes, construction sites, etc.)	Approval for connection to public sewer and stormwater systems

Other - Massachusetts Historical Commission; Natural Heritage and Endangered Species Program; Coastal Zone Management; State Fire Marshal (fuel/ammonia storage); Massachusetts Legislature (Article 97 public lands).

### 8.3. Growing Portfolio of Clean Energy Projects

There are several discernable trends that point toward a sustained increase in workloads for DPU/EFSB Siting activity in the foreseeable future.

- Offshore wind development requires long, high-voltage transmission lines that run beneath federal and state waters and onshore to points of interconnection on the New England grid as well as new or modified substations and switching stations. In addition, new or upgraded transmission lines elsewhere on the grid will be needed to enable offshore wind power to flow freely on the grid, without congestion or bottlenecks,
- Battery energy storage systems or other energy storage technologies may require new or modified substations, switching stations, and transmission lines to interconnect to the New England grid,
- ESMPs (established by “An Act Driving Clean Energy and Offshore Wind” – 2022) will include both distribution and transmission system investments, such as substations and transmission lines that may be needed for electrification and resiliency,
- Asset Condition Replacements. Replacement of many old, oil-filled underground cables, and related work may trigger DPU/EFSB siting jurisdiction in some cases,
- ISO-NE recommended reliability-based transmission investments.

### 8.4. Challenges for Solar Development

Developers have expressed concerns that while solar energy needs are particularly significant in comparison to current installed capacity to meet the Commonwealth’s goals, siting and permitting challenges, along with transmission system limitations, may hinder the pace of deployment. Closer to load centers, local concerns and competing policy priorities for preservation of natural and working lands can result in reduced project sizes which impacts the economic efficiency of the projects. In addition, New England’s extensive wetlands increase the required acreage per MW and render certain areas undevelopable. Dense populations and hilly terrain create stormwater runoff that also reduces viable land. Assembling enough acreage for a utility-scale project typically necessitates combining numerous parcels owned by multiple landowners across local jurisdictions, which can be time consuming and costly. These geographic, land and permitting constraints often lead developers site projects in northern New England

where more suitable land is available, but transmission constraints render many of those areas uneconomic for solar development. Transmission system expansion plans for integration of land-based renewables will need to take into consideration such siting and permitting limitations, while also considering the unique geographic constraints of the region.

## 9. Recommendations

On December 21, 2023, following earlier meetings that reviewed report drafts, the CETWG met to consider the following recommendations designed to enhance the process of planning, developing, siting, and operating existing and new transmission facilities to support the Commonwealth's transition to a clean energy future. The CETWG's bylaws provide that members may (1) support, (2) decline to support, or (3) abstain from any part or the whole of the Final Report. The two co-chairs of the Joint Committee on Telecommunications, Utilities, and Energy and the NESCOE representative elected to abstain from supporting the Final Report, including the recommendations in their entirety. The remaining twelve members voted to support the following recommendations, with member votes to decline to support or abstain from individual recommendations as noted herein.

### 9.1. Transmission Planning

The Commonwealth should support regional and interregional efforts to create more comprehensive, proactive, and forward-looking transmission planning processes that address all transmission needs and benefits (i.e., reliability, economic, and public policy) in an integrated fashion while protecting consumers from inefficient or unneeded transmission investment. This includes:

- Continuing to work with ISO-NE, transmission-owning utilities (TOs), and other New England states to develop and implement a new longer-term transmission planning process with a state-led option to operationalize study results, develop appropriate regional transmission projects including through regional competitive procurements, more cost-effectively create headroom for interconnecting clean energy resources, and allocate costs equitably to beneficiaries across the region,
- Advocating to FERC to support transmission planning and cost allocation reforms reflecting such a proactive and forward-looking transmission planning process to address both regional and interregional transmission needs,
- Continuing to pursue reforms with TOs and regional partners such as ISO-NE and NESCOE to establish procedures to improve the transparency, predictability, and cost discipline related to asset condition projects and other transmission development,
- Continuing to pursue reforms with TOs and regional partners such as ISO-NE, NEPOOL, and NESCOE to establish procedures to improve the transparency, predictability, and cost discipline related to identifying cost effective upgrades to already existing infrastructure (including upsizing of aging infrastructure that would need to be reconditioned) as solutions to near- and longer-term transmission needs,
- Supporting the implementation of mechanisms to optimize the grid to reduce costs and prioritize multi-value transmission in New England,
- Supporting ISO-NE's consideration of a transmission "loading order" approach to more cost effectively utilize the existing grid and right of ways. This means before grid expansion through new transmission lines is considered, RAS could be used first to create additional

interconnection headroom, grid optimizing technology would be used next to increase interconnection headroom through optimization of the grid, followed by increasing the capacity of existing lines and existing rights of way.<sup>92</sup>

The Commonwealth should appropriately consider and mitigate cumulative cost impacts to consumers associated with distribution and transmission development and renewable energy procurements.

To the extent new onshore transmission lines are needed outside of existing electric transmission corridors, the Commonwealth should encourage the co-location of transmission infrastructure within state-owned or state-controlled properties and corridors, such as highway and railroad rights-of-way.<sup>93</sup> The Legislature should consult with relevant agencies (such as Massachusetts Department of Transportation and the Massachusetts Bay Transit Authority) and consider allocating additional resources to these agencies or granting additional statutory authority to support the Commonwealth's clean energy transition. This aligns with federal guidance on leveraging alternative uses of highway rights-of-way.<sup>94</sup>

The procurement of long-lead time bulk power system equipment risks delaying the Commonwealth's and the region's progress on constructing beneficial transmission. The Commonwealth should consider collaborating with other New England states, ISO-NE, and regional stakeholders to develop a greater understanding of challenges associated with procuring certain bulk power system equipment and potential solutions.

The Commonwealth should support a regional analysis of ATTs, informed by experience to-date with the implementation of FERC Order 881. If after appropriate analysis planners determine that ATTs offer a more cost-effective strategy to achieve the Commonwealth's transmission goals, any needed tariff rules should be developed to facilitate the deployment of ATTs. ATTs should also be considered in planning to reduce costs while transmission lines are under construction. If regional transmission planning processes identify the need for increased capacity, ATTs should be considered to mitigate the costs of constraints while larger projects are built to address them.

The Legislature should amend Section 70 of Chapter 179 of the Acts of 2022 to enable DOER to competitively solicit and select proposals for transmission to deliver clean energy generation to help achieve the Commonwealth's clean energy requirements, beyond existing authority to solicit and select transmission related solely to offshore wind. The amending language should reflect that the authorization should prioritize a multi-state approach to transmission development, which would achieve greater scale, efficiency, and cost savings for Massachusetts ratepayers.<sup>95</sup>

Consistent with any direction from the DPU, the Commonwealth should (i) support the development of local transmission upgrades necessary to proactively create points of interconnections and the necessary headroom on the transmission grid to meet statewide energy and decarbonization

---

<sup>92</sup> The members representing Eversource Energy and National Grid voted to abstain from supporting this recommendation.

<sup>93</sup> In comments ISO-NE submitted to the CETWG, ISO-NE stated that locating facilities along railroads may be problematic and that the TOs may not be granted access to maintain the lines because it limits train use of the corridor.

<sup>94</sup> US DOT Federal Highway Administration, *State DOTs Leveraging Alternative Uses of the Highway Right-of-Way Guidance*, April 27, 2021; available at [https://www.fhwa.dot.gov/real\\_estate/right-of-way/corridor\\_management/alternative\\_uses\\_guidance.cfm](https://www.fhwa.dot.gov/real_estate/right-of-way/corridor_management/alternative_uses_guidance.cfm).

<sup>95</sup> The members representing Eversource Energy and National Grid voted to decline to support this recommendation. The member representing the Massachusetts Taxpayers Foundation, Inc. voted to abstain from supporting this recommendation.

requirements. Once ESMP plans are reviewed and approved by the DPU, such upgrades should be pursued expeditiously to interconnect new clean energy resources in a cost-effective fashion while minimizing environmental and community impacts, including upgrades necessary to implement the electric distribution companies' forthcoming Electric Sector Modernization Plans, and listed on the TOs' Local System Plans, (ii) request that the TOs clearly identify such upgrades on their Local System Plans, and (iii) consider the development of new cost allocation mechanisms to ensure equitable allocation of costs.<sup>96</sup>

ISO-NE's Draft 2050 Transmission Study found that reducing peak load significantly reduces transmission cost. Initiatives that reduce the need for infrastructure build are critical to reducing cost pressures on consumers associated with the build out of transmission and distribution systems. In partnership with other New England states, the Commonwealth should continue to develop enhancements to/creation of programs to limit peak load growth (e.g., demand response, time of use rates, rate design, load management, and energy efficiency programs) which, in turn, would reduce the intensity of needed transmission.

The Commonwealth should work with ISO-NE and neighboring regions to better utilize the existing interregional transmission capability (e.g., through intertie optimization and ATTs, including DLR, which could be options for increasing interregional transmission capability during winter cold snaps that tend to strain the New England grid).

The Commonwealth should continue the effort with other New England states, New York, and mid-Atlantic states to explore (i) interregional transmission needs and identify the most cost-effective upgrades and new transmission projects (onshore and/or offshore); (ii) offshore transmission standards in the states' offshore wind procurements (such as HVDC standards and network-ready offshore substations) that will allow the creation of regional and interregional transmission links if and when valuable in the future, and (iii) new interregional planning procedures.

## 9.2. Interconnection

The Commonwealth should work with regional partners to establish a forum to (i) continuously explore interconnection process improvements beyond initial Order No. 2023 compliance, including by taking advantage of experience gained in other regions, such as MISO, SPP, and CAISO, and (ii) facilitate stakeholder collaboration on regional best practices for DG ASO studies. Such a forum should promote broad participation, including from ISO-NE, state officials, utilities, developers of transmission-interconnected and distributed generation, consumer advocates, and the public.

The Commonwealth should encourage ISO-NE to explore ways through which the interconnection process can be better integrated into the transmission planning process.

---

<sup>96</sup> The member representing the Massachusetts Office of the Attorney General voted to abstain from supporting this recommendation.

ISO-NE should consider going beyond what FERC established in Order No. 2023 and take steps to integrate new technologies that optimize the transmission system.<sup>97</sup>

### 9.3. Offshore Wind Transmission

The Commonwealth should evaluate the offshore wind procurement process as part of a strategic offshore wind plan, considering the recent procurement experiences along the east coast. This should target lowering total customer costs and de-risking offshore wind procurement events by reducing the cost of entry for developers. This could include separating land-based transmission upgrades from offshore wind development, and considering standards for offshore transmission projects that would support future development of an expandable multi-terminal HVDC offshore grid.

The Commonwealth should work with other New England states, ISO-NE, and transmission-owning companies to initiate a regional analysis to determine the optimal locations for the interconnection of offshore wind. The analysis should include options to interconnect offshore wind resources that: (i) minimizes costs and needed upgrades to deliver power to load centers and meet future load growth, (ii) enables the ability to interconnect other new clean energy resources, and (iii) minimizes environmental and community impact. In recognition of the regional benefits associated with offshore wind integration, states should also work to reduce barriers to development of transmission or radial lines that would be permitted in one state but provides benefits to multiple states.

### 9.4. Workforce Development

Currently, power system engineers are in high demand across the country, as well as other economic and technical specialties. To expedite the interconnection of clean energy resources, and the development of the necessary transmission infrastructure, the Commonwealth should continue to support workforce development efforts to increase the number of engineers and technical workforce, both within relevant state agencies and in the broader industry. This could include creating, expanding, or enhancing programs at schools and organizations providing vocational training and at universities providing engineering training and linking them to internships and onsite training at ISO-NE and local clean energy companies. Additional collaborations among Worcester Polytechnic Institute (WPI), Massachusetts Institute of Technology (MIT), the University of Massachusetts at Lowell and the University of Massachusetts at Amherst, and other universities could be considered to pilot the use of AI and automation for study models and process management. The Legislature should consider allocating funding for and directing the Massachusetts Clean Energy Center (MassCEC) to (i) explore the possibility of such programs, as well as consider establishing partnerships with business associations, trade groups,

---

<sup>97</sup> The members representing Eversource Energy and National Grid voted to abstain from supporting this recommendation. In addition, one CETWG member proposed adding the following language:

- ISO-NE should consider providing renewable developers with opportunities to identify GETs solutions during the interconnection process and as a means to address transmission system constraints that may be resulting in the curtailments of existing projects.
- ISO-NE and the Commonwealth's utilities should consider GETs, including DLR, as a valid mitigation alternative in interconnection studies.
- Develop procedures to document GETs and include them in business practice manuals.
- There should be detailed reporting on the evaluation of GETs in interconnection studies (including the basis for rejection.)
- ISO-NE and the Commonwealth's utilities should work with GETs vendors to develop the models to be used in interconnection studies.
- ISO-NE and the Commonwealth's utilities should update their software to include the GETs models.

or organizations familiar with the workforce needs and opportunities of local clean energy companies, and (ii) expand the MassCEC Clean Energy Internship program.

### 9.5. Siting and Permitting

Existing authorities and processes applicable to siting and permitting of electric transmission in the Commonwealth pose multiple challenges to the timely development of new or upgraded transmission infrastructure. Some of the key areas of concern with the DPU/EFSB siting process include:

- The time required to obtain final orders and decisions, which can greatly exceed the 12-month timeline described in the EFSB's statute (G.L. c. 164, § 69J),<sup>98</sup>
- The cost and complexity involved in siting cases for both applicants and other parties,
- Frequent appeals of DPU/EFSB orders and decisions and the cost and delay this may entail,
- Outdated statutes and regulations, and other areas where regulations would be helpful, but do not exist,
- Concerns by environmental and community groups about barriers to participation in the adjudicatory process, and whether their concerns are adequately addressed in final orders and decisions,
- Environmental Justice (and language access) as both a procedural and substantive issue,
- Staffing of the DPU/EFSB Siting Division, and whether it is adequate,
- Areas of duplication in permitting and siting review among multiple agencies,
- Concerns regarding insufficient outreach, community engagement, and consultation with stakeholders and residents prior to development of project proposals and submission for siting approval,
- The dual role of the DPU and the EFSB as siting agencies and the additional procedural and substantive complexities that result, and
- The composition of the EFSB Board, and whether new members are necessary to reflect additional stakeholder interests.

Pursuant to Executive Order 620, Governor Healey established the CEISP. The CEISP's mandate is to advise the Governor on: (1) accelerating the responsible deployment of clean energy infrastructure through siting and permitting reform in a manner consistent with applicable legal requirements and the Clean Energy and Climate Plan; (2) facilitating community input into the siting and permitting of clean energy infrastructure; and (3) ensuring that the benefits of the clean energy transition are shared equitably among all residents of the Commonwealth. Executive Order 620 specifically tasks the CEISP with developing recommendations for reform of electric transmission facilities siting and permitting: "The CEISP shall review and assess existing statutes, regulations, and administrative processes and make recommendations to the Governor concerning the reform of state and local permitting and siting processes for energy related infrastructure, including, for example, options to accelerate the deployment of clean energy generation and electric distribution and transmission infrastructure while ensuring that

---

<sup>98</sup> The Supreme Judicial Court has construed such language to be directory in nature. *Box Pond Ass'n v. EFSB*, 435 Mass 408, 415, n.7 (2001).



communities have adequate input into the siting and permitting processes for said infrastructure.”<sup>99</sup> The CEISP must produce a report conveying its recommendations to the Governor by March 31, 2024.

The CETWG acknowledges the CEISP’s mandate to advise the Governor on energy siting and permitting reforms to support the Commonwealth’s need for clean energy infrastructure, including reforms specifically addressing siting and permitting of electric transmission. In carrying out this mandate, the CETWG recommends that the CEISP consider the conclusions regarding siting and permitting challenges to electric transmission infrastructure addressed in this report.

## 9.6. Other

The Draft 2050 Transmission Study resulted in several high-level observations around transmission-related challenges the future grid may face as a result of the clean energy transition.<sup>100</sup> The CETWG acknowledges these key takeaways and supports the Commonwealth’s continued engagement with regional partners on these issues, some of which are captured in the recommendations above.

- **Reducing peak load significantly reduces transmission cost.** The assumptions initially provided by NESCOE included an assumed 2050 winter peak load of 57 GW. The Draft 2050 Transmission Study explored how a lower peak load in 2050 might impact transmission needs and costs by also studying at 51 GW 2050 winter peak load. The study found that increases in load result in significantly higher transmission costs as load levels increase. The cost to serve 51 GW of load is \$16-\$17 billion, while the cost to serve 57 GW of load is \$23-\$26 billion. Limiting load growth could be achieved through more aggressive demand response, energy efficiency, and peak shaving programs. Limiting load growth could also be achieved by using some stored fuel for heating on the coldest days. For example, moving from 57 GW to 51 GW of peak load could represent ~80% heating electrification while still maintaining 100% transportation electrification.<sup>101</sup>
- **Targeting and prioritizing high likelihood concerns is highly effective.** While the Draft 2050 Transmission Study is a high-level analysis, the results can be used to identify which areas of the transmission system are most likely to be constrained in the future. The study found that “projects that address these high-likelihood concerns are likely to bring the greatest benefit for a wide range of possible future conditions as the clean energy transition accelerates.”<sup>102</sup>
- **Incremental upgrades can be made as opportunities arise.** Many of the transmission concerns found in the Draft 2050 Transmission Study can be addressed by rebuilding existing transmission lines rather than building new lines in new locations. Taking advantage of line rebuilds could minimize costs as well as be less environmentally disruptive. Rebuilds can generally be achieved in a shorter timeframe than new transmission lines, which would allow the region to hold off on investment decisions until more information is available. The Draft

---

<sup>99</sup> Recommendations may include suggestions for administrative, regulatory, and legislative changes to existing laws and procedures.

<sup>100</sup> The Draft 2050 Transmission Study is still in draft form and is subject to change based on stakeholder feedback.

<sup>101</sup> One CETWG member proposed the following additional language: The Massachusetts Department of Environmental Protection (MassDEP) is currently leading an initiative to develop regulations for a Clean Heat Standard, which seeks to reduce the use of fossil heating fuels. The CETWG recommends that MassDEP consider the conclusions of this report and the draft 2050 Transmission study regarding the downstream effects that various levels of electrification will have on the ultimate cost of transmission infrastructure.

<sup>102</sup> *Draft 2050 Transmission Report*, at pg. 17.

2050 Transmission Study found that upgrading the capacity of lines as the opportunity arises, or “right-sizing” aging asset condition projects<sup>103</sup> when they occur, could be a financially prudent way for New England to reliably serve increased peak loads. Discussion on how to “right-size” transmission investment will occur at ISO-NE’s public stakeholder forum, the Planning Advisory Committee. NESCOE recognizes that reconditioning an aging transmission asset without evaluating upsizing opportunities may result in lost opportunities. NESCOE has requested that the region first make progress on reforms to improve the transparency, predictability, and cost discipline of aging asset condition projects as a prerequisite to developing a prudent a right-sizing approach.<sup>104</sup>

- **Generator interconnection locations matter.** The specific location of where generators interconnect to the grid can have a significant impact on the needed transmission upgrades. In general, locating generation or interconnecting them to grid points close to large load centers, such as cities, can reduce the strain on the transmission system.
- **Transformer capacity is crucial.** Transformers “step up” and “step down” power between higher and lower voltages. The Draft 2050 Transmission Study found that as load increases, higher voltage lines become more important. In turn, the power “stepped up” and transferred on the higher voltage lines must eventually “step down” to lower voltages on the way to the distribution system. A significant number of additional transformers will be needed to support load growth. However, transformers typically are expensive and require a long lead time (1-2 years). The Draft 2050 Transmission Study found that “due to the long lead times and the large number of transformers needed, it may be prudent to start ordering transformers ahead of time and determining their exact locations later on.”<sup>105</sup>

---

<sup>103</sup> In New England, asset condition projects are identified by TOs when equipment exceeds its useful life. *Draft 2050 Transmission Study Report*, at pg. 17.

<sup>104</sup> NESCOE, *Asset Condition Process Improvements – Next Steps*, July 14, 2023.

<sup>105</sup> *Draft 2050 Transmission Report*, at pg. 20.

## A. Appendix A: Summary of Public Comments to the CETWG

### A.1. JERA Americas

JERA Americas requests that the CETWG report acknowledge a new, expeditious and cost-efficient transmission alternative, Surplus Interconnection Service (“SIS”), which can be used to facilitate the rapid addition of more than a gigawatt of new, zero emission generation at Canal Generating Station (“Canal”) in Sandwich. A key advantage of using SIS at Canal is that new renewable energy can reliably access the grid by repurposing existing infrastructure with minimal network upgrade costs, virtually no constraints, and minimal environmental or host community impact.

JERA speaks specifically to the value and use of SIS at its facilities, but SIS is not limited to use at JERA facilities, nor is it limited to use with offshore wind generation. SIS is a broadly applicable service created by the FERC because of its potential to reduce costs for interconnection customers by increasing the utilization of existing interconnection facilities. SIS is an approved, tariffed option newly available anywhere in the region where surplus interconnection capacity exists. SIS offers untapped value that should be captured for the benefit of ratepayers by modifying the restrictive interconnection requirements of the electric utilities.

JERA also requests the CETWG recommend that the legislature authorize SIS or its functional equivalent be accepted as a qualifying interconnection option in future procurements or, in the alternative, act on the suggestion of the DPU to assess practical and ready-to-implement options to incorporate an alternative interconnection standard by directing the DOER to confer with stakeholders to assess the benefits of SIS as an interconnection option.

Lastly, JERA notes the requirement to interconnect at a Capacity Capability Interconnection Standard (“CCIS”) and complete the ISO-NE Forward Capacity Auction Qualification (“FCAQ”) process drives up the cost of bids. JERA urges the Working Group to recommend that the legislature eliminate these overly restrictive requirements and replace them with policies that balance costs and benefits and ensure operational and market realities are appropriately reflected.

[JERA Americas written comments are available via this link at the CETWG website for the November 17<sup>th</sup>, 2023 meeting.](#)

### A.2. Anbaric

Anbaric’s comments centered on the importance of competitive solicitation of transmission needed to achieve the Commonwealth’s clean energy goals and procuring transmission competitively to assist in achieving two key public policy objectives: reducing cost and project execution risk.

Competitive procurement of transmission will reduce ratepayer costs by surfacing lowest-cost solutions and requiring project proponents to compete on cost controls. Competitive solicitations prompt developers to compete on cost and revenue containment measures, which can include: cost caps that specify limits on project construction and operations and maintenance costs; limits on equity returns; debt/equity ratios that reduce the average weighted cost of capital; and caps on revenue requirements. Competition also drives creativity that can reduce costs in comparison to transmission projects identified in non-competitive planning processes.

Building transmission in New England is challenging and competition can reduce risk by bringing forward projects that avoid permitting risk. Creative solutions will be particularly important for

integrating offshore wind. The current approach of integrating offshore wind projects in Southeast New England serially, in the absence of planned and competitively developed transmission is leading to the potential need for major onshore transmission projects that would be difficult to site and permit. The risk of backing into major onshore upgrades is evident in ISO-NE's Second Cape Cod Resource Integration Study, which would establish new 345kV transmission in a new right-of-way from Cape Cod to the Boston area as the default solution – a project that could cost up to \$1.4 billion. Prior transmission projects in Southeast New England have been difficult to permit and build, and similar challenges would confront large new transmission projects in the region, creating a bottleneck that could hinder deployment of offshore wind.

Complete [Anbaric written comments are available via this link at the CETWG website for the November 17<sup>th</sup>, 2023 meeting.](#)

### A.3. Lilli-Ann Green, Wellfleet Assembly of Delegates

Green provided feedback at the August 25<sup>th</sup>, December 6<sup>th</sup>, and December 15<sup>th</sup> 2023 public meetings. Ms. Green noted that she spoke in her capacity as a delegate and not on behalf of the Wellfleet Assembly of Delegates. Ms. Green's comments were captured as part of the meeting notes and summarized below.

At the August 25<sup>th</sup> CETWG meeting Ms. Green stated that Massachusetts citizens value local control and regional oversight and urged the legislature to protect these principles in its consideration of the issues to be addressed by the CETWG.

At the December 6<sup>th</sup> CETWG meeting Ms. Green expressed her disappointment that the CETWG report will not be available for public comment for at least one month as she believed her organization, Roy, and Barrett previously requested. Ms. Green noted the report is very important and should provide ample opportunity for comment, while recognizing that there is a legislative deadline for the group to file the report.

Ms. Green stated Barnstable County has some of the highest electricity prices in the nation. Her initial reaction to the first draft of the report was that it will be hugely important to have safeguards to ensure that transmission development does not impact individuals, businesses, and municipalities in an undue way. Ms. Green said that such safeguards against adverse impacts should extend to transmission developed along existing corridors like railways or roads.

At the December 15<sup>th</sup> CETWG meeting Ms. Green noted she spoke in her capacity as a delegate and not on behalf of the Wellfleet General Assembly. She noted her continued opposition to any recommendations that would erode local control and regional oversight over siting of transmission infrastructure. Ms. Green noted she was particularly concerned about CETWG members' recommended changes to the document concerning the development of land-based renewables. She stated that land-based renewables like wind resources are not appropriate for Massachusetts and could present potential health problems to nearby residents. She further stated that industry representatives should not set policies or make official recommendations to the legislature.

### A.4. Berkshire Regional Planning Commission

The Berkshire Regional Planning Commission (BRPC) submitted written comments to the CETWG on December 14<sup>th</sup> regarding the second draft report. The BRPC applauded efforts made by the Commonwealth to plan for the modernization transmission and distribution of electricity, especially given

grid capacity constraints in the Berkshires. BRPC written comments focused on transmission and distribution planning, siting and permitting and workforce development.

The BRPC supports utilizing existing utility corridors and opportunities for upgrading existing lines wherever practical. Regardless of location, the BRPC requests that municipalities be notified of proposals and the provision of a local hearing to allow for constructive feedback. Local municipalities find that the public hearings for utility pole placement within locally controlled right-of-way often identify common-sense solutions that often benefit property owners and that can be easily overlooked when the opportunity for local feedback is not provided.

The BRPC supports building capacity of educational institutions in the Commonwealth for training and educating the workforce needed to implement the goals of the report and wishes to acknowledge the potential for our local community colleges to provide support for these efforts as well. The BRPC also highlighted that the work outlined in this report will require linesmen and other trades that our technical high schools, trade schools, and community colleges are well positioned to provide support. The BRPC also wants to ensure adequate financial commitments to all tiers of educational institutions that will be needed to implement short- and long-term planning.

BRPC also noted that acknowledging the necessity of additional networks and capacity also requires acknowledging the need to provide a voice for residents throughout the Commonwealth, especially environmental justice and rural communities. To accomplish this goal, BRPC recommends the inclusion of representatives of organizations such as the Rural Policy Advisory Committee, the Massachusetts Municipal Association, the Massachusetts Select Board Association, and/or the Massachusetts Association of Regional Planning Agencies.

[The complete written comments of the BRPS are available via this link](#) at the CETWG website for the December 15<sup>th</sup>, 2023 meeting.

## A.5. RENEW Northeast

RENEW Northeast, Inc. (RENEW) submitted comments on December 14<sup>th</sup> in response to the CETWG second draft report. RENEW noted the CETWG has prepared a comprehensive report on the transmission challenges facing New England and developed an important set of recommendations for ensuring the region can meet its clean energy requirements at the least cost to consumers and with minimal environmental impact.

RENEW noted its strongly support of the efforts of the New England states to work cooperatively on regional transmission planning to ensure the most cost-effective and reliable deployment of renewable energy resources and that the need for expanded transmission has never been clearer. RENEW noted the CETWG's report is an important step in this process and builds on an extensive list of studies over the past decade identifying current and anticipated transmission constraints and, in many cases, identifying solutions. RENEW noted procuring the first round of necessary transmission projects in the near term will enable the New England states to access new federal funds and address grid constraints that threaten to impede the transition to a clean energy future and should become the top recommendation in the CETWG report.

RENEW noted the New England states and ISO New England ("ISO-NE") are working to develop new processes in the ISO-NE Tariff to address longer-term transmission needs driven by climate policy and to comply with transmission planning requirements set by the Federal Energy Regulatory Commission ("FERC"). These processes should help New England build necessary transmission over the

mid- to long-term. The prospect of these new processes leading to an efficient way to procure future transmission is promising. RENEW noted the need for new transmission in the near-term to avoid lengthy delays for the renewable energy build-out is clear. Until this new preferable process is developed, the states should utilize existing state laws and ISO-NE rules to issue solicitations without delay. RENEW noted that New England does not have the luxury of time before upgrades to the transmission system are needed.

RENEW noted that if transmission is not built before generation is procured, renewable energy development will be more expensive, or may not happen at all. Maine presents a cautionary example, as the buildout of land-based wind stalled after accessible, low-cost connections were utilized. A similar challenge now confronts offshore wind. With the grid in Southeast New England becoming more saturated with renewable energy resources, RENEW noted it will require larger, longer-distance and more expensive transmission to demand centers or major onshore transmission upgrades. RENEW noted that spreading the costs of these major projects among multiple projects and multiple beneficiary states will avoid overburdening the economics of any single project.

RENEW noted that it supports offshore wind transmission development policies that: (1) are most likely to enable responsible development of offshore wind at the lowest cost and risk to ratepayers; (2) give the leaseholders and independent transmission developers discretion on interconnection points for them to select the most cost-effective, environmentally friendly, and reliable interconnection for their projects; (3) maintain existing contractual arrangements; (4) recognize the situation of generation projects in advanced permitting and interconnection queue processing; and (5) achieve near term state offshore wind goals while enabling full development of the Northeast's offshore wind resource.

[The complete written comments of RENEW Northeast are available via this link](#) at the CETWG website for the December 15<sup>th</sup>, 2023 meeting.

#### A.6. Independent System Operator of New England (ISO-NE)

ISO-NE submitted written comment on the first draft of the CETWG report. [The complete ISO-NE written comments are available via this link at the CETWG website](#) for the December 15<sup>th</sup>, 2023 meeting.