



- Syllabus -

Climate Smart Forestry Online Training for Foresters

Introduction

Welcome to the online training course for Climate Smart Forestry. This training will introduce you to the concepts and requirements necessary to write a forest stewardship climate plan in Massachusetts. This course consists of 5 modules, each consisting of a Content module and an Assignment. You must complete all modules in order. After submitting an Assignment, a program associate will review and approve your submission. You will be able to proceed to the next module after this approval.

Below, you will find the syllabus for the course. Each Content module will provide a slideshow with corresponding audio and video content. These can take 30-60 minutes to view. The Assignments for each module vary in length and level of effort. Please plan 5-6 hours to complete all five modules. Prior to accessing our trainings, we recommend that you ensure your web browser is up-to-date.

Continuing Forestry Education Credits

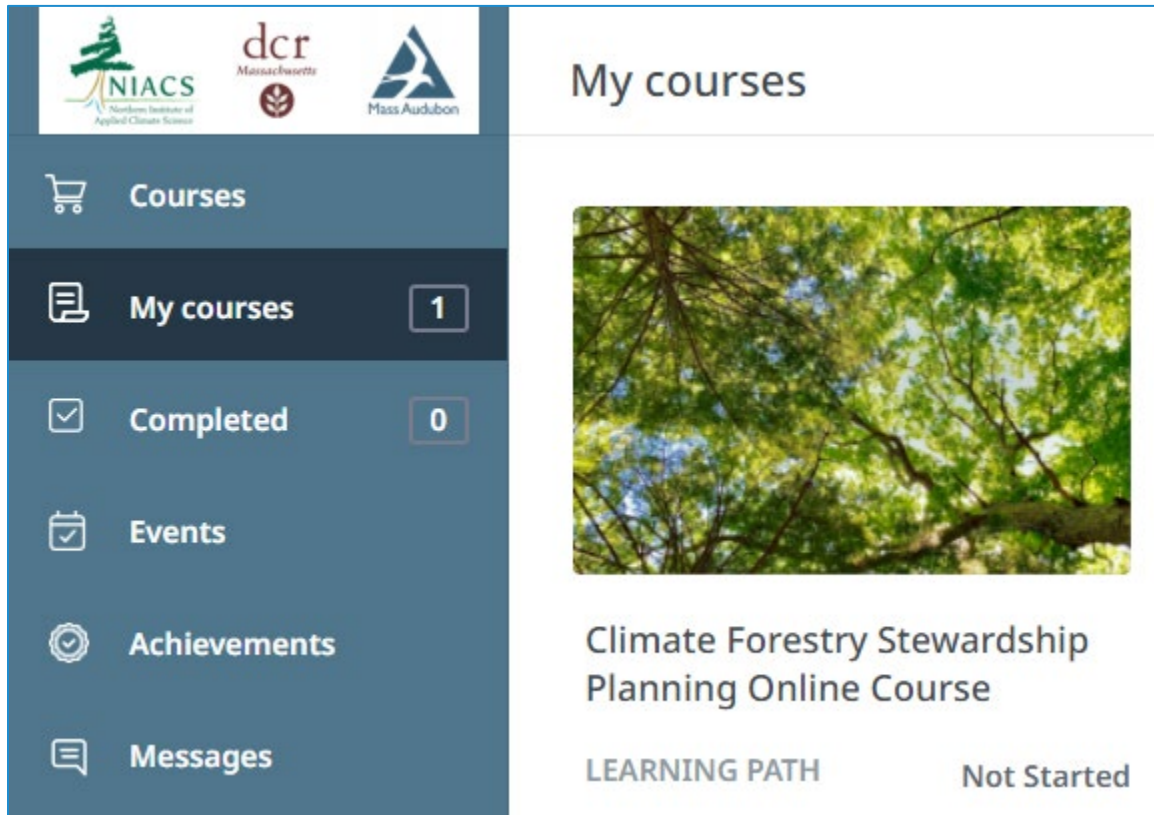
After completing all five modules, you will receive a Certificate of Completion via email. This may take several hours to be delivered. You will also qualify for up to five (5) Continuing Forestry Education credits. Additional credits may be available for completing the subsequent fieldwork and plan development activities.

For program questions or concerns, please email climateforestry@massaudubon.org

Using the Online Training Platform

Once you have been added to the system, you will receive an email to register on the platform. To register, you will need to have your forestry license number (for Continuing Forestry Education credit) and an email address. Your login information will be your email address and a password that you set during registration.

When you access the online training platform for the first time, you will see a menu on the left side of the page. Your online training will appear under the “My Courses” section. You must access the training via this “My Courses” button. Do not access the classes via the “Courses” menu or you may not get credit for your work.



You will see the “Climate Forestry Stewardship Planning Online Course” under “My Courses”

To start, click on “Climate Forestry Stewardship Planning Online Course” in the “My Courses” section. This will take you to our learning path, which contains all of our course modules. Start by taking our tutorial and reading the *Introduction and Syllabus* content, including the attached PDF file.

Once in the learning path, you will see the list of the course modules, each consisting of a Content module and an Assignment. These must be completed sequentially. Content and Assignments will be locked until you have completed the previous step. Start by taking our online tutorial. This tutorial will introduce you to online course-taking essentials, as well as familiarize you with the learning management system (LMS)*. Please also read this Syllabus and finish your Pre-Work^ as part of the Introduction. When you have finished with the Introduction section, Module One Content will be unlocked, and you may start the course.

* A learning management system (LMS) is a software application that helps organizations plan, deliver, and track training and educational programs. It’s the platform to distribute online classes. For these online trainings, we’re using iSpring as our LMS.

^Select a property for developing a new or updated climate-focused forest stewardship plan; this should be a property that you are familiar with, or at which you have access to relevant planning information.

The screenshot shows the 'Outline' tab of a course. It lists the following sections:

- Introduction and Syllabus**: Welcome to the online training course for Climate Smart Forestry. This course will introduce you to the concepts and requirements necessary to write a forest climate plan in Massachusetts. Please read the attached syllabus before getting started. **1 module** ^ **COMPLETE**
- Climate Smart Forestry Syllabus**: Document **Complete**
- Module One**: This first online module will orient you to the Forest Climate Stewardship Program and Forest climate stewardship plans. **2 modules** ^ **IN PROGRESS (1/2)** (2 hours)
- Module 1 - Content**: Learning Module 1 hour **Complete**
- Module 1 - Assignments**: Assignment **Not Started**
- Module Two**: In Module 2, we'll cover climate change impacts, and introduce you to the climate vulnerability assessment. **1 hour 4 minutes**

The course homepage lists all the Content and Assignments for each Module. Complete them in order. Start with the *Introduction and Syllabus* content. Your progress will update as you complete portions of the course.

The system will update your progress at the top of the course homepage as you proceed through the Content and Assignments.

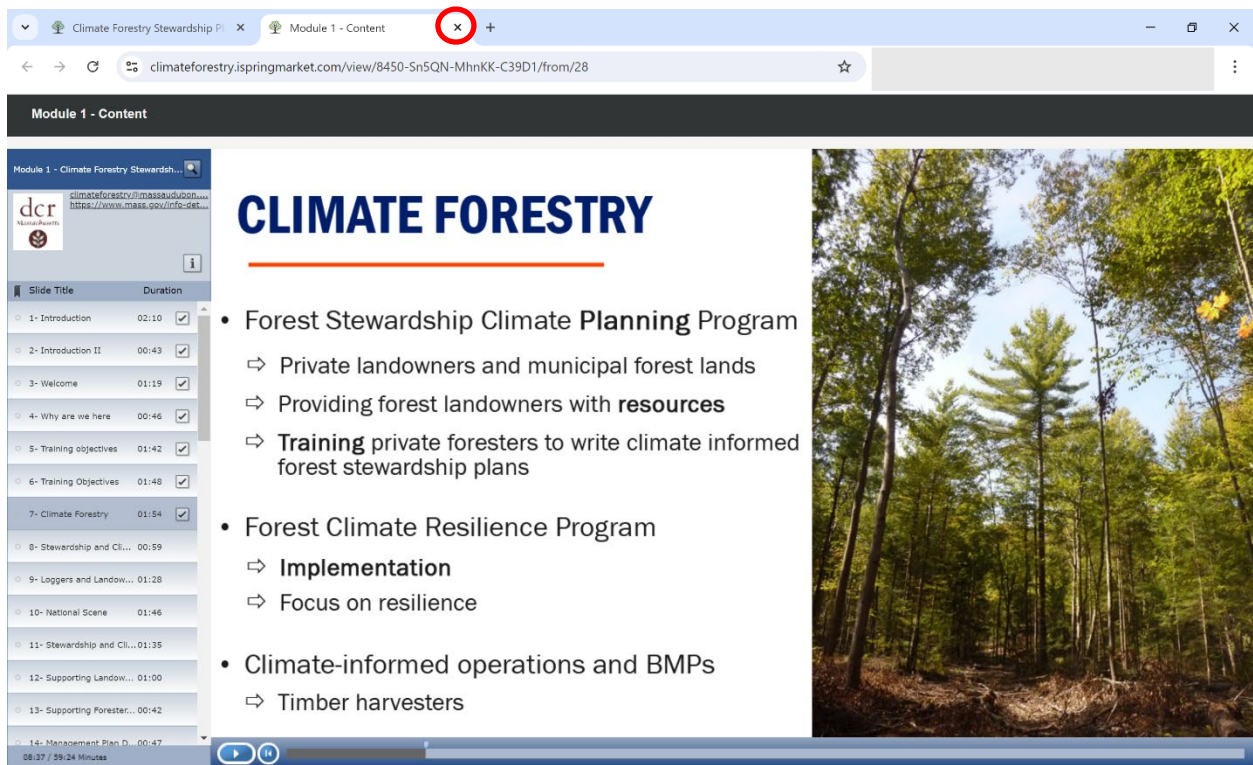
The progress bar shows the course title, provider (Mass Audubon), and duration (5 hours 51 minutes). A progress indicator shows that 27% of the course has been viewed.

Climate Forestry Stewardship Planning Online Course
Mass Audubon | Duration 5 hours 51 minutes
In Progress (27% viewed)

PLEASE NOTE: Assignment submissions are reviewed and manually approved during business hours, and it may be several hours before you receive confirmation that the approvals are completed.

Each course module will have a series of quiz questions, as a quick knowledge check. Please be sure to answer all quiz questions. Features within the online courses will allow you: bookmark content for later review; navigate backwards in the course; pause the course; and provide closed captioning. These features are covered in detail in our online tutorial, but generally will appear as buttons within the table of contents and/or at the bottom of your screen.

In order for the learning management system (LMS) to properly record/catalogue your work, you must exit your browser window after completing a module's content. Leaving your browser window up may prevent your course completion from being properly catalogued/recorded. In the same way, if you need to step away from your computer for an extended period of time, make sure to exit your browser window. **This is very important. Exiting out of your browser window will allow for your progress to be accurately recorded.**




The screenshot shows a web browser window with two tabs. The active tab is titled "Module 1 - Content" and has a red circle around the "x" icon in the tab bar. The address bar shows the URL "climateforestry.ispringmarket.com/view/8450-Sn5QN-MhnKK-C39D1/from/28". The main content area displays a video player for "Module 1 - Content". The video player shows a slide titled "CLIMATE FORESTRY" with a list of topics:

- Forest Stewardship Climate Planning Program
 - ⇒ Private landowners and municipal forest lands
 - ⇒ Providing forest landowners with **resources**
 - ⇒ **Training** private foresters to write climate informed forest stewardship plans
- Forest Climate Resilience Program
 - ⇒ **Implementation**
 - ⇒ Focus on resilience
- Climate-informed operations and BMPs
 - ⇒ Timber harvesters



The video player also shows a progress bar at the bottom indicating 08:27 / 59:24 Minutes.

Exit the browser window by clicking on the "x", shown in a red circle here.

Assignments can be accessed after watching a module's content in the learning path. There will be instructions for your assignment and an "attachment" section to download any necessary documents.



Module 1 - Assignments

 Mass Audubon
  Duration 1 hour

Not Started




Assignment Description

Complete the following Assignment activities after viewing Module 1 Content. When you have filled out the *Landowner Goals Form* document, save it to your computer and upload it in the "My Attempts" section below.

1. Read *Caring for your Woods - Setting Goals*
2. Read *Managing Forests for Climate Change* - p. 1-8 and inside the back cover
3. Fill out *Landowner Goals Form* document for your focal property.
4. Upload your completed *Landowner Goals Form* document to the "My Attempts" section (below)

[Show more](#)

Attached Files

-  [Caring for your Woods - Setting Goals.pdf](#)
-  [Managing Forests for Climate Change - Forester Guide.pdf](#)
-  [Landowner Goals Form.doc](#)


You will be able to access a module's assignment after watching a module's content. Description and relevant files will be found here.

To upload a completed Assignment file, scroll down to the "My Attempts" section. Start by adding your name to the "Post" field. Then click "Add Files". This will open up a folder on your computer. Navigate to your assignment file, and click "open". Your file will appear beneath your entered name. Repeat the "add files" process until all necessary completed assignments are accounted for. Once you have all your assignment files that needed to be submitted listed, click "post". One of our team members will manually grade your assignment. This assignment will be graded during regular business hours.

My Attempts

Reviews

New Attempt



Post

+ Add Files

If you need any assistance with uploading Assignment files, please feel free to reach out to us. If your assignment isn't manually graded within a few business days, feel free to reach out to us as well.

Upon completion of all five modules, you will receive a Certificate of Completion in the email you used to register for the course. This may take up to 5 hours to be delivered. This certificate both affirms that you have completed the online training as a step in becoming certified by DCR to write Forest Stewardship Climate Plans for cost-share and is a Certificate of Attendance listing the CFE credits awarded by the Massachusetts Forester Licensing Board.

Syllabus

Pre-work - Select a property for developing a new or updated climate-focused forest stewardship plan. This should be a property that you are familiar with, or at which you have access to relevant planning information.

Tutorial – LMS and Online Course-taking

Estimated time to view: 20 min.

- Introduction to online course-taking
- Introduction to Learning Management System (LMS)
- Important things to remember
- How to submit assignments

Content Module 1 – Introduction to Climate Forestry and Landowner Goals

Estimated time to view: 1 hour

- Introduction to Climate Forestry
- Landowner testimonial (video)
- Landowner behaviors and motivation
- Landowner goals and management objectives

Assignment 1:

1. **Read** [Caring for your Woods - Setting Goals](#)
2. **Read** [Managing Forests for Climate Change in Massachusetts](#) - p. 1-8 and inside the back cover
3. **Fill out** [Landowner Goals Form](#) document for your focal property. Clicking on this link will download a Word document to your computer.

Content Module 2 – Climate Change Impacts and Vulnerabilities

Estimated time to view: 35 minutes

- Climate change impacts
- Climate vulnerability assessment

Assignment 2:

1. **Read** [Managing Forests for Climate Change in Massachusetts](#) p. 9-15.
2. **Outline** the stand description, including site climate vulnerabilities for one stand of the focal property.

Content Module 3 – Managing for Climate Adaptation

Estimated time to view: 45 minutes

- Developing adaptation actions
- Climate-smart forestry practices
- Climate-Stewardship Incentive Program

Assignment 3:

1. **Read** [Managing Forests for Carbon in Massachusetts](#)
2. **Outline** management recommendations to address climate vulnerabilities for one stand of the focal property.

Content Module 4 – Managing for Forest Carbon

Estimated time to view: 40 minutes

- Managing for carbon benefits
- Estimating forest carbon

Assignment 4:

1. **Read** the [Estimating Carbon for Forest Stewardship](#) document. Clicking on this link will download a Word document to your computer.
2. **Read** the [Sample Plan. Clicking on this link will download a Word document to your computer.](#)
3. **Calculate** carbon stocks for one stand of focal property using the data in the *Estimating Carbon for Forest Stewardship* document
4. **Write** a short narrative of your calculations and estimates to interpret for the landowner

Content Module 5 – Requirements for Forest Stewardship Climate Plans

Estimated time to view: 30 minutes

- Plan requirements

Assignment 5:

1. **Read** [Directions for Plan Preparation](#)
2. **Review** the [FSP Habitat & Resilience Field Assessment Form](#)
3. **Optional:** Install Survey123 on your phone or tablet using your preferred App Store and load the Beta Bird/Climate Assessment Form (<https://arcg.is/1Sv4GG>)

Help & Assistance

For assistance with registration, course access, certificates of completion, Continuing Forestry Education credits or any other issue related to this online course, please email the program team at climateforestry@massaudubon.org.