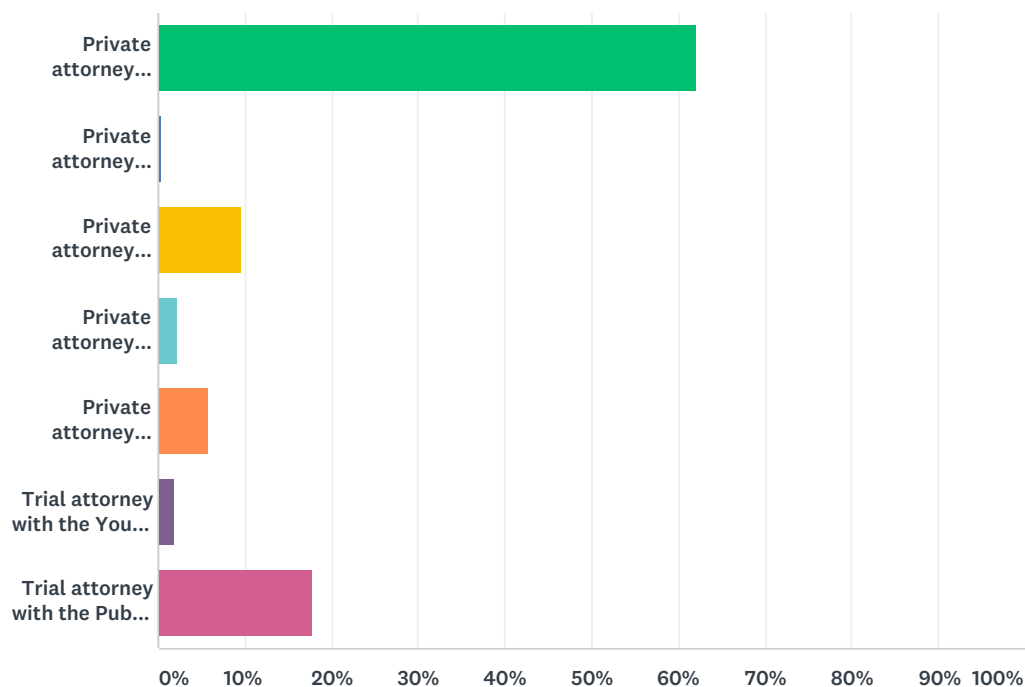


Q1 Are you currently a private attorney or an attorney in Public Defender Division or Youth Advocacy Division?

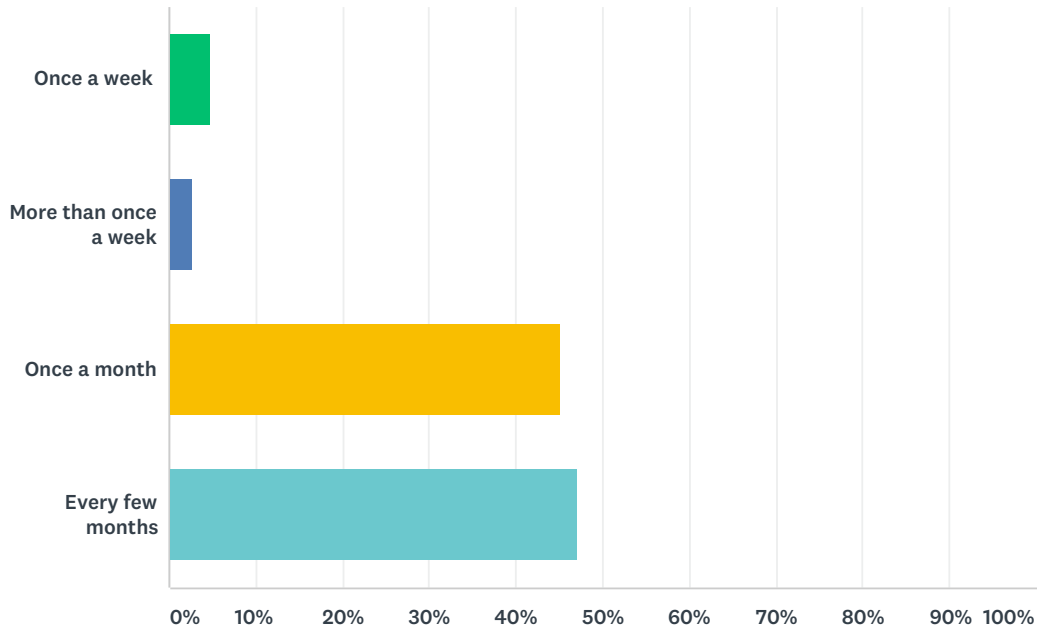
Answered: 269 Skipped: 0



ANSWER CHOICES	RESPONSES	
Private attorney appointed in adult criminal cases.	62.08%	167
Private attorney appointed in juvenile criminal cases.	0.37%	1
Private attorney appointed to both adult and juvenile cases	9.67%	26
Private attorney appointed in mental health cases.	2.23%	6
Private attorney appointed in mental health cases as well and adult or juvenile criminal cases.	5.95%	16
Trial attorney with the Youth Advocacy Division	1.86%	5
Trial attorney with the Public Defender Division	17.84%	48
TOTAL		269

Q2 How often are you assigned to represent clients in section 35 substance abuse commitments?

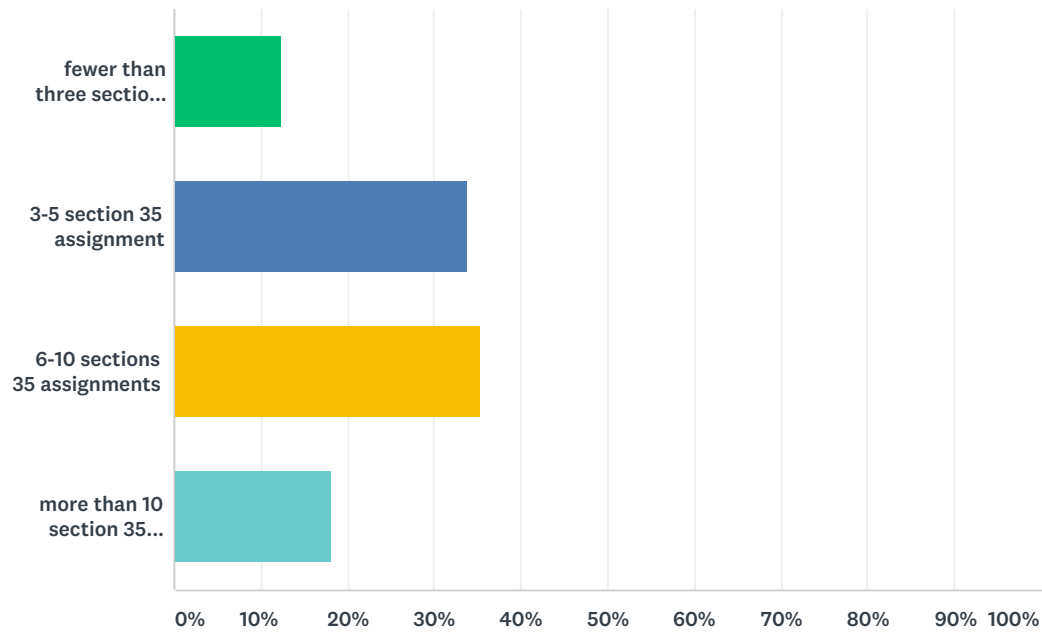
Answered: 265 Skipped: 4



ANSWER CHOICES		RESPONSES	
Once a week		4.91%	13
More than once a week		2.64%	7
Once a month		45.28%	120
Every few months		47.17%	125
TOTAL			265

Q3 How many section 35 commitments have you been assigned in the past 12 months

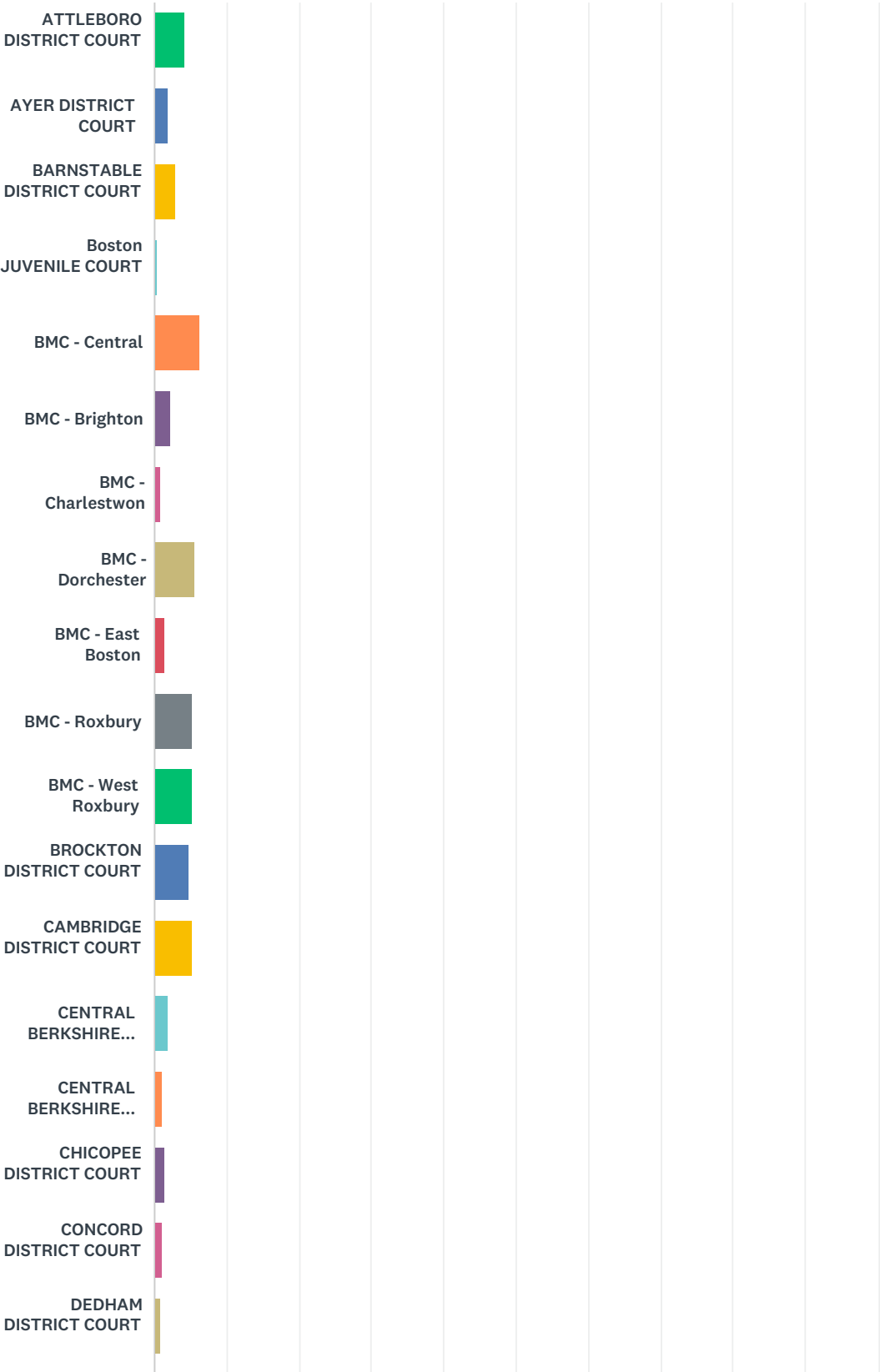
Answered: 268 Skipped: 1

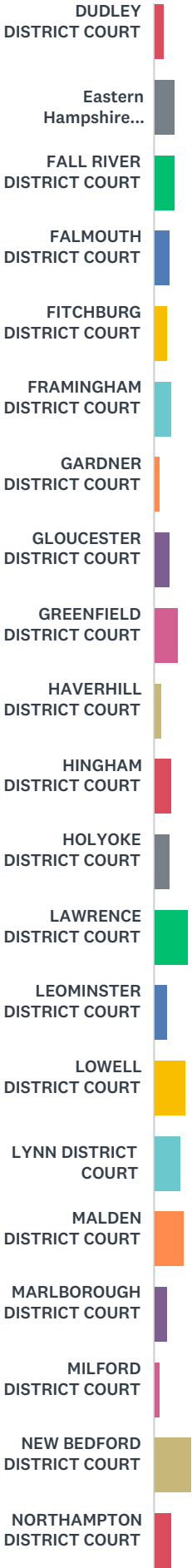


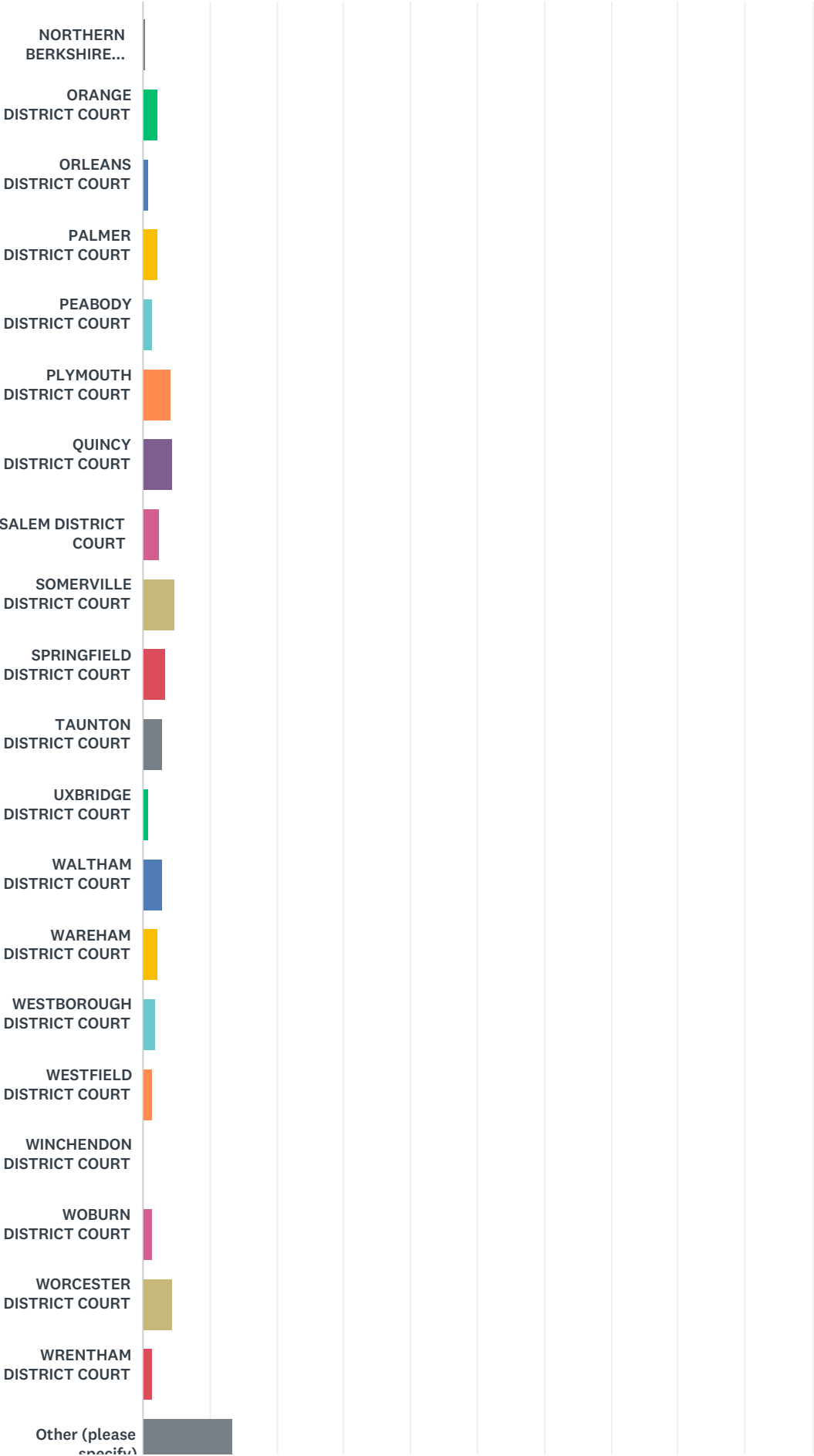
ANSWER CHOICES		RESPONSES	
fewer than three section 35 assignments		12.31%	33
3-5 section 35 assignment		33.96%	91
6-10 sections 35 assignments		35.45%	95
more than 10 section 35 assignments		18.28%	49
TOTAL			268

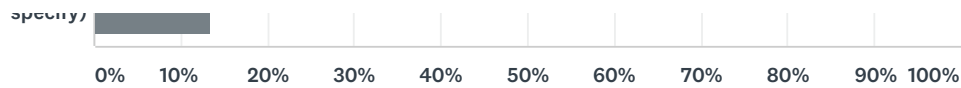
Q4 In which courts have you been assigned section 35 commitment cases? Please include all courts where you have been assigned.

Answered: 269 Skipped: 0









ANSWER CHOICES	RESPONSES	
ATTLEBORO DISTRICT COURT	4.09%	11
AYER DISTRICT COURT	1.86%	5
BARNSTABLE DISTRICT COURT	2.97%	8
Boston JUVENILE COURT	0.37%	1
BMC - Central	6.32%	17
BMC - Brighton	2.23%	6
BMC - Charlestown	0.74%	2
BMC - Dorchester	5.58%	15
BMC - East Boston	1.49%	4
BMC - Roxbury	5.20%	14
BMC - West Roxbury	5.20%	14
BROCKTON DISTRICT COURT	4.83%	13
CAMBRIDGE DISTRICT COURT	5.20%	14
CENTRAL BERKSHIRE DISTRICT COURT	1.86%	5
CENTRAL BERKSHIRE DISTRICT COURT	1.12%	3
CHICOPEE DISTRICT COURT	1.49%	4
CONCORD DISTRICT COURT	1.12%	3
DEDHAM DISTRICT COURT	0.74%	2
DUDLEY DISTRICT COURT	1.49%	4
Eastern Hampshire DISTRICT COURT	2.97%	8
FALL RIVER DISTRICT COURT	2.97%	8
FALMOUTH DISTRICT COURT	2.23%	6
FITCHBURG DISTRICT COURT	1.86%	5
FRAMINGHAM DISTRICT COURT	2.60%	7
GARDNER DISTRICT COURT	0.74%	2
GLOUCESTER DISTRICT COURT	2.23%	6
GREENFIELD DISTRICT COURT	3.35%	9
HAVERHILL DISTRICT COURT	1.12%	3
HINGHAM DISTRICT COURT	2.60%	7
HOLYOKE DISTRICT COURT	2.23%	6
LAWRENCE DISTRICT COURT	4.83%	13

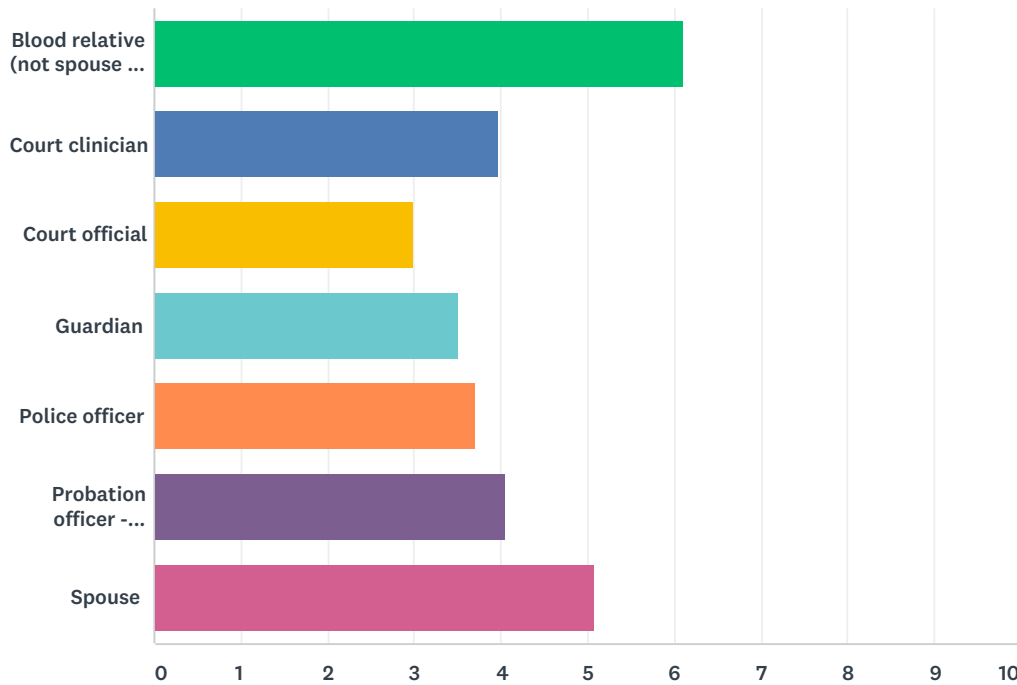
Section 35 Voluntaries

SurveyMonkey

LEOMINSTER DISTRICT COURT	1.86%	5
LOWELL DISTRICT COURT	4.46%	12
LYNN DISTRICT COURT	3.72%	10
MALDEN DISTRICT COURT	4.09%	11
MARLBOROUGH DISTRICT COURT	1.86%	5
MILFORD DISTRICT COURT	0.74%	2
NEW BEDFORD DISTRICT COURT	5.20%	14
NORTHAMPTON DISTRICT COURT	2.60%	7
NORTHERN BERKSHIRE DISTRICT COURT	0.37%	1
ORANGE DISTRICT COURT	2.23%	6
ORLEANS DISTRICT COURT	0.74%	2
PALMER DISTRICT COURT	2.23%	6
PEABODY DISTRICT COURT	1.49%	4
PLYMOUTH DISTRICT COURT	4.09%	11
QUINCY DISTRICT COURT	4.46%	12
SALEM DISTRICT COURT	2.60%	7
SOMERVILLE DISTRICT COURT	4.83%	13
SPRINGFIELD DISTRICT COURT	3.35%	9
TAUNTON DISTRICT COURT	2.97%	8
UXBRIDGE DISTRICT COURT	0.74%	2
WALTHAM DISTRICT COURT	2.97%	8
WAREHAM DISTRICT COURT	2.23%	6
WESTBOROUGH DISTRICT COURT	1.86%	5
WESTFIELD DISTRICT COURT	1.49%	4
WINCHENDON DISTRICT COURT	0.00%	0
WOBURN DISTRICT COURT	1.49%	4
WORCESTER DISTRICT COURT	4.46%	12
WRENTHAM DISTRICT COURT	1.49%	4
Other (please specify)	13.38%	36
Total Respondents: 269		

Q5 In the cases you have been assigned, who is the petitioner? Please rank the frequency with which each is petitioner from 1 most often to 7 as least often . Do not enter a rank if you have not seen a petition filed by one of the individuals listed below.

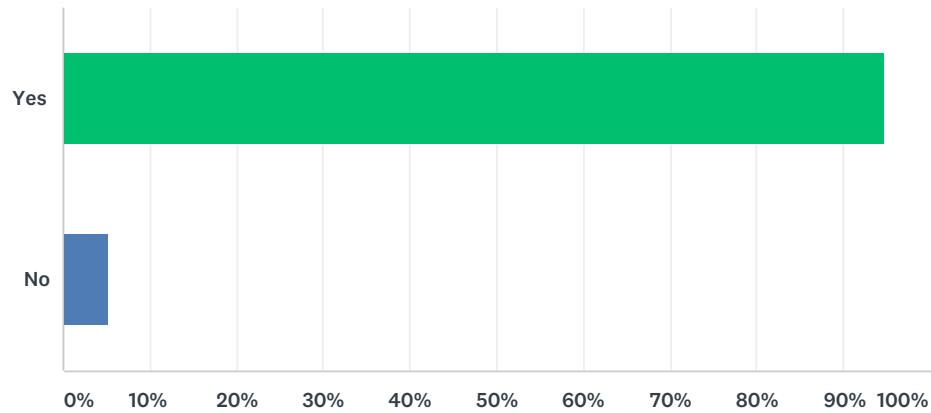
Answered: 266 Skipped: 3



	1	2	3	4	5	6	7	TOTAL	SCORE
Blood relative (not spouse - see below)	68.92% 173	10.76% 27	6.37% 16	2.39% 6	3.98% 10	2.39% 6	5.18% 13	251	6.10
Court clinician	9.57% 9	17.02% 16	18.09% 17	10.64% 10	17.02% 16	15.96% 15	11.70% 11	94	3.97
Court official	3.49% 3	3.49% 3	16.28% 14	16.28% 14	11.63% 10	24.42% 21	24.42% 21	86	3.00
Guardian	2.38% 2	8.33% 7	19.05% 16	21.43% 18	21.43% 18	11.90% 10	15.48% 13	84	3.51
Police officer	4.96% 6	12.40% 15	22.31% 27	16.53% 20	16.53% 20	7.44% 9	19.83% 24	121	3.71
Probation officer - Prosecutor	9.03% 13	15.28% 22	22.92% 33	15.97% 23	9.03% 13	18.06% 26	9.72% 14	144	4.06
Spouse	9.14% 17	50.00% 93	15.59% 29	8.60% 16	4.84% 9	4.84% 9	6.99% 13	186	5.08

Q6 Have you represented people who wanted to be committed or who were not objecting to the Section 35 petition? In other words, have you represented any “voluntaries”?

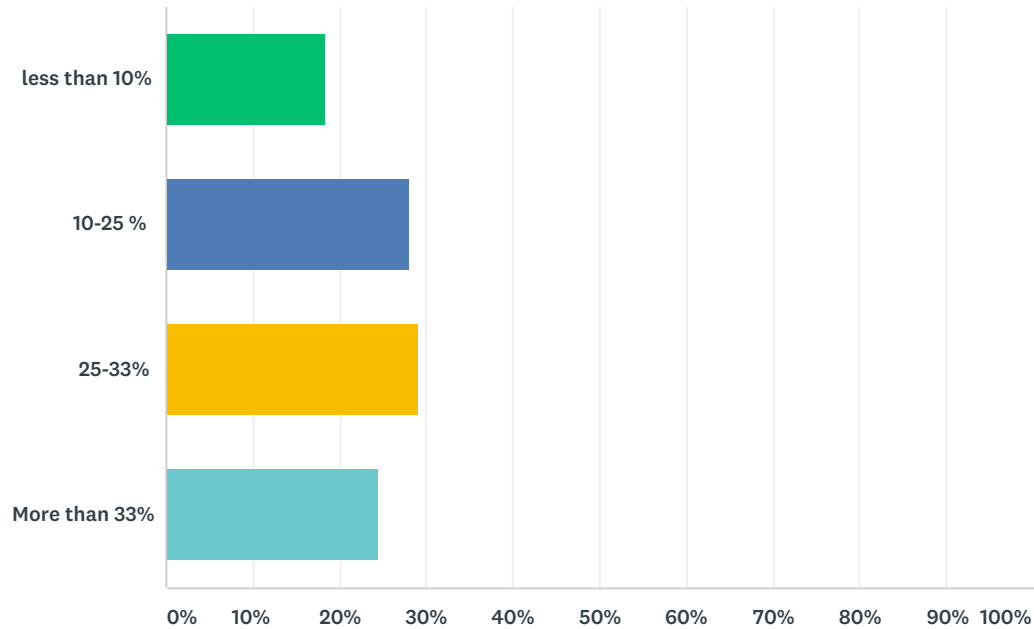
Answered: 269 Skipped: 0



ANSWER CHOICES	RESPONSES	
Yes	94.80%	255
No	5.20%	14
TOTAL		269

Q7 If your answer to question 5 is yes, what percentage of the cases you have been assigned are "voluntaries"?

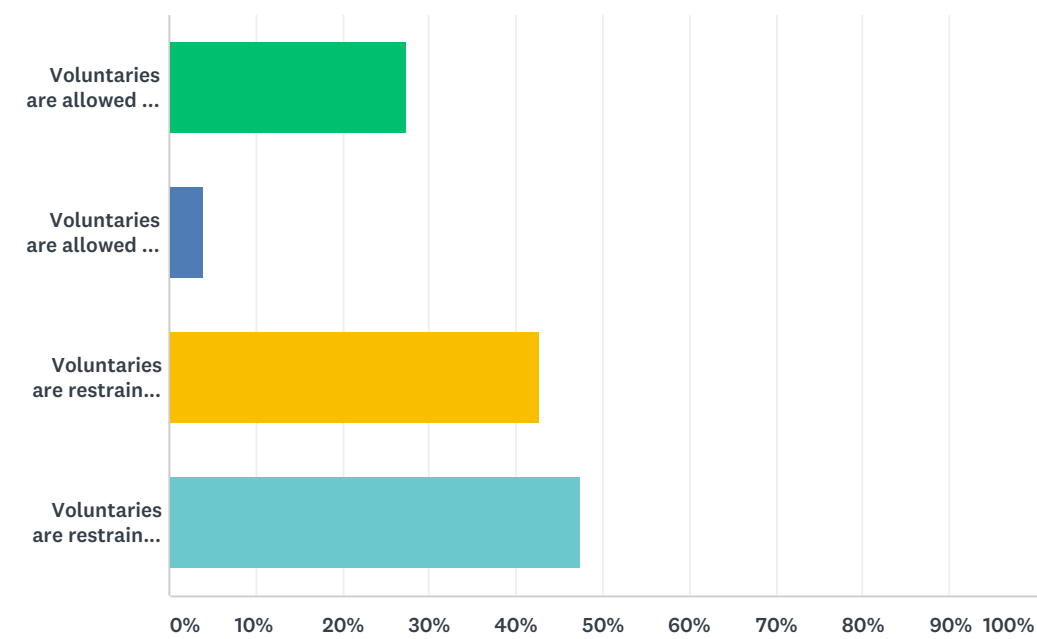
Answered: 254 Skipped: 15



ANSWER CHOICES	RESPONSES	
less than 10%	18.50%	47
10-25 %	27.95%	71
25-33%	29.13%	74
More than 33%	24.41%	62
TOTAL		254

Q8 When your client seeks a voluntary commitment or indicates they will not oppose the petition for commitment, what happens?

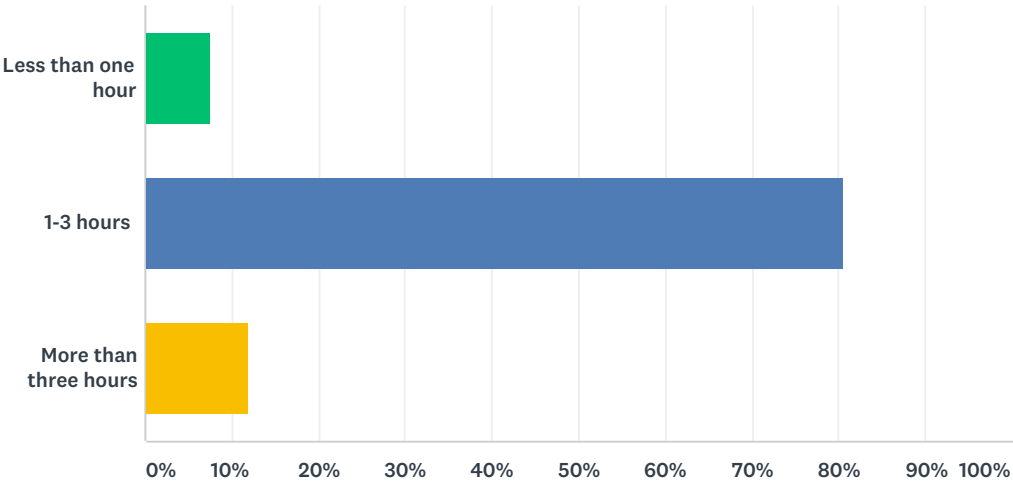
Answered: 251 Skipped: 18



ANSWER CHOICES	RESPONSES	
Voluntaries are allowed to remain in the courtroom without restraint.	27.49%	69
Voluntaries are allowed to remain in the courtroom, but are restrained with handcuffs or shackles.	3.98%	10
Voluntaries are restrained and taken into custody and held in a lock-up separate from criminal defendants.	42.63%	107
Voluntaries are restrained and taken into custody and held in the same lock-up as criminal defendants.	47.41%	119
Total Respondents: 251		

Q9 How long do voluntary respondents wait before a hearing is held?

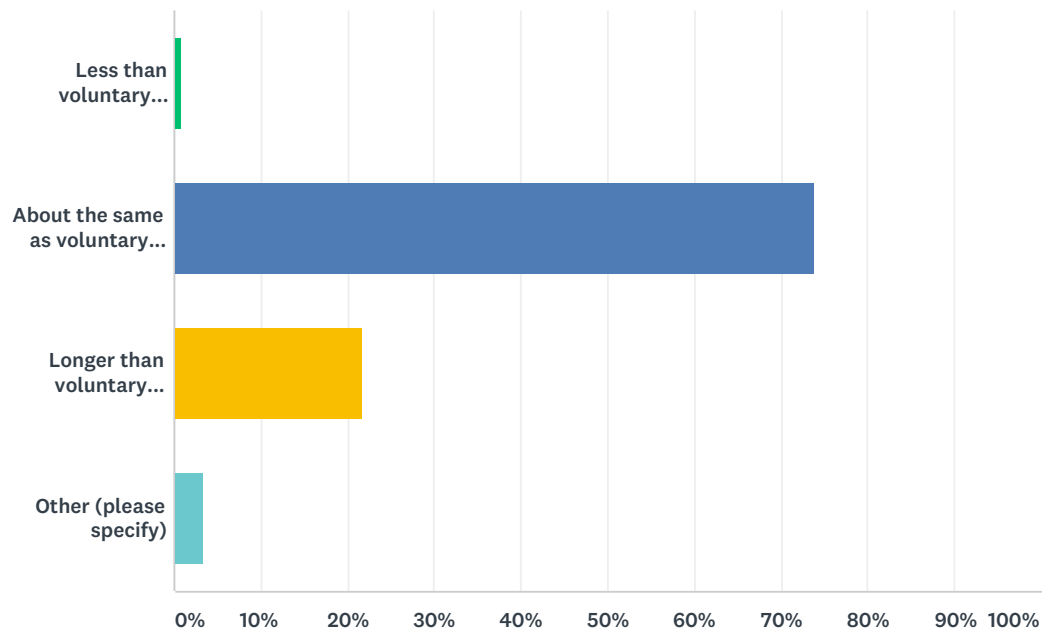
Answered: 253 Skipped: 16



ANSWER CHOICES	RESPONSES	
Less than one hour	7.51%	19
1-3 hours	80.63%	204
More than three hours	11.86%	30
TOTAL		253

Q10 What is the wait for involuntary respondents?

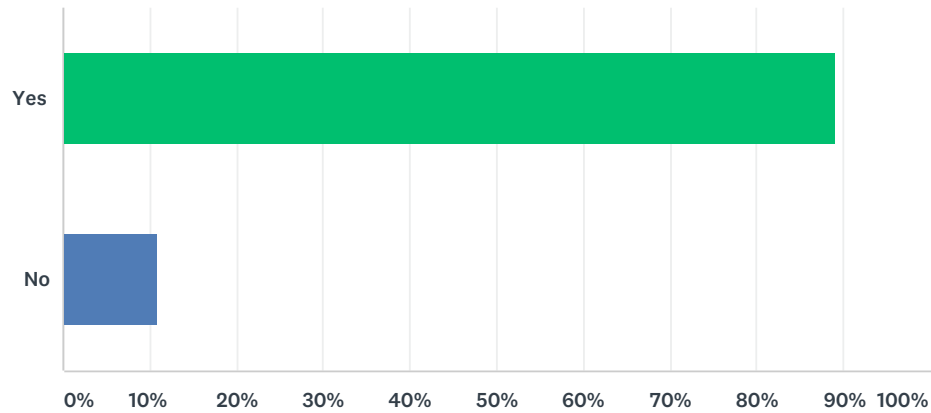
Answered: 261 Skipped: 8



ANSWER CHOICES		RESPONSES	
Less than voluntary respondents		0.77%	2
About the same as voluntary respondents		73.95%	193
Longer than voluntary respondents		21.84%	57
Other (please specify)		3.45%	9
TOTAL			261

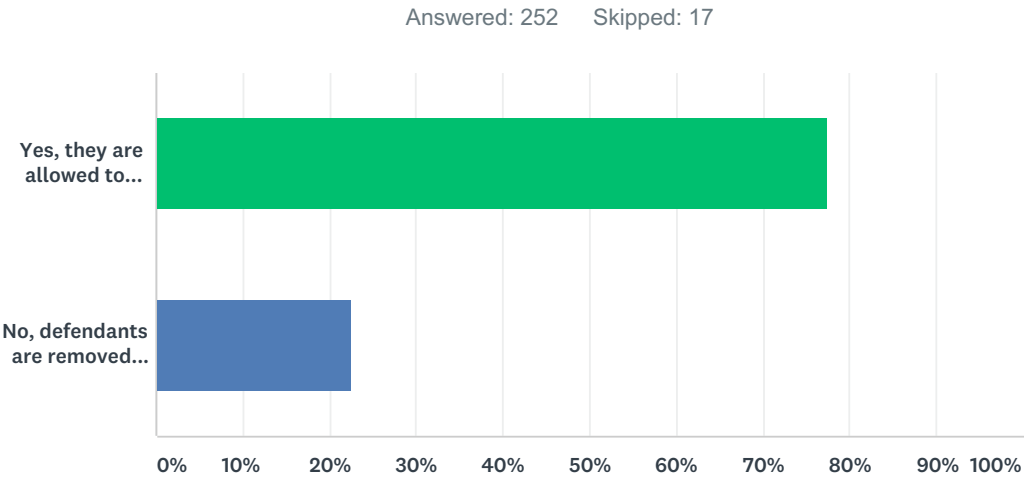
Q11 Does the availability of a court clinician ever impact the the time between the appearance of the respondent in court and the hearing on the petition?

Answered: 266 Skipped: 3



ANSWER CHOICES	RESPONSES	
Yes	89.10%	237
No	10.90%	29
TOTAL		266

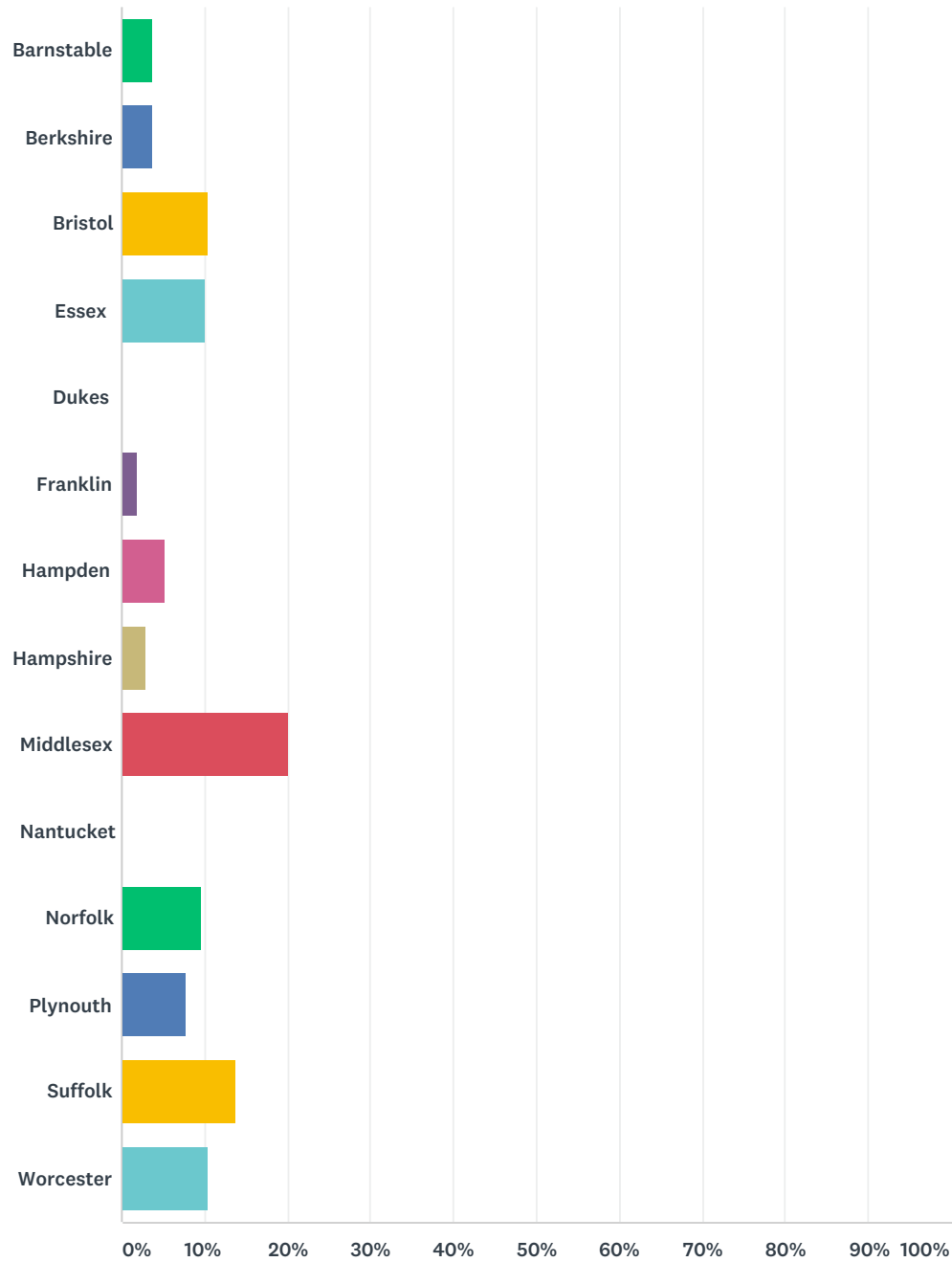
Q12 In the courts where you appear, when a criminal defendant appears voluntarily in response to a summons and the Commonwealth has not decided whether they want to seek bail or confine the defendant, are the defendants allowed to remain in the courtroom unrestrained either in the audience or in a separate location such as the jury box?



ANSWER CHOICES	RESPONSES	
Yes, they are allowed to remain in the courtroom unrestrained	77.38%	195
No, defendants are removed from the courtroom and detained in lock-up until their case is called.	22.62%	57
TOTAL		252

Q13 In which county is your office located?

Answered: 268 Skipped: 1



ANSWER CHOICES	RESPONSES	
Barnstable	3.73%	10
Berkshire	3.73%	10
Bristol	10.45%	28
Essex	10.07%	27
Dukes	0.00%	0

Franklin	1.87%	5
Hampden	5.22%	14
Hampshire	2.99%	8
Middlesex	20.15%	54
Nantucket	0.00%	0
Norfolk	9.70%	26
Plymouth	7.84%	21
Suffolk	13.81%	37
Worcester	10.45%	28
TOTAL		268