



COVID-19 Cases in Long-Term Care (LTC) Facilities

Residents/Healthcare Workers of
Long-Term Care Facilities with
Probable or Confirmed COVID-19

24,658

Long-Term Care Facilities
Reporting At Least One Probable
or Confirmed Case of COVID-19

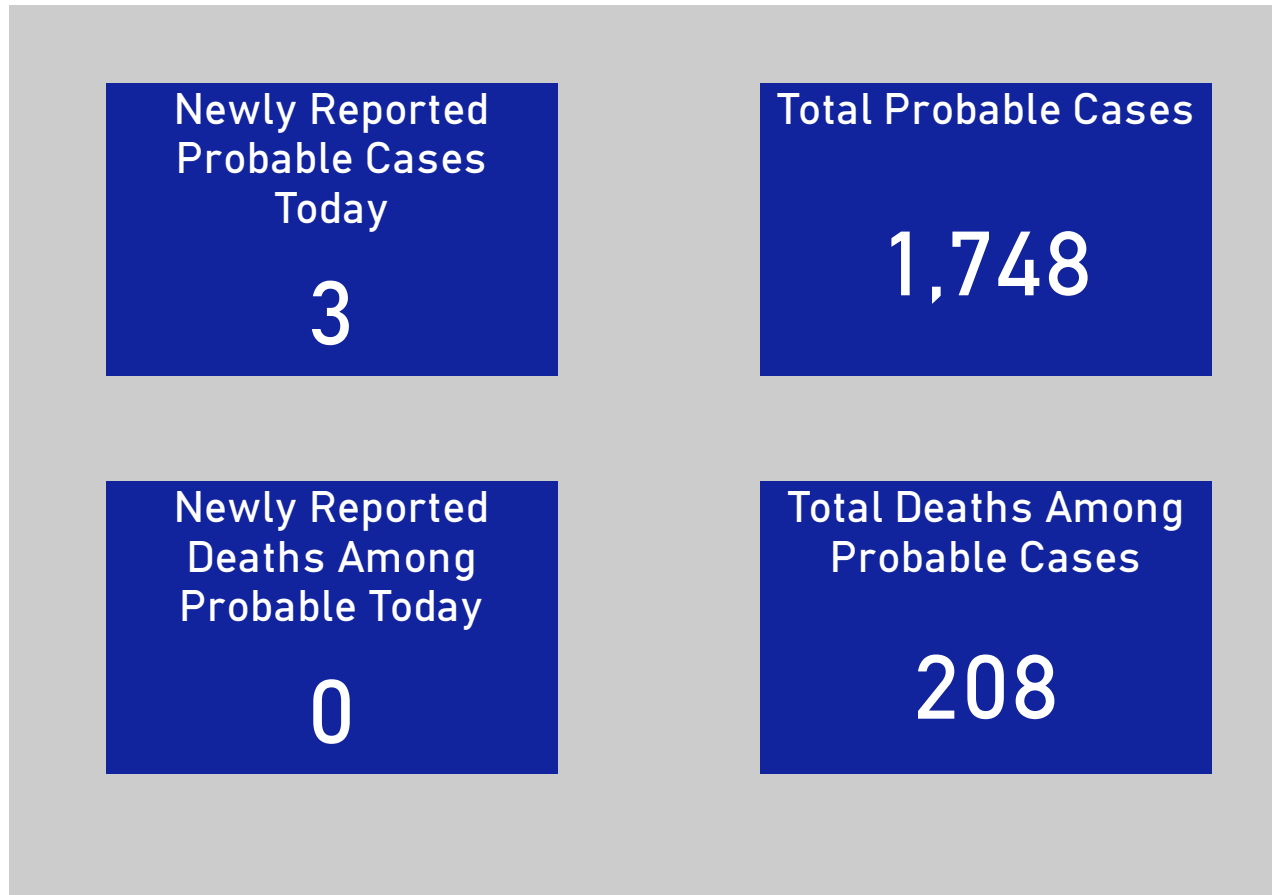
381

Probable or Confirmed COVID-19
Deaths Reported in Long-Term
Care Facilities

5,862



Probable Case Information



Data Sources: COVID-19 Data provided by the Bureau of Infectious Disease and Laboratory Sciences and the Registry of Vital Records and Statistics; Tables and Figures created by the Office of Population Health
Note: all data are cumulative and current as of 8:00am on the date at the top of the page. For the COVID-19 probable case definition, please refer to the Glossary on p.4.



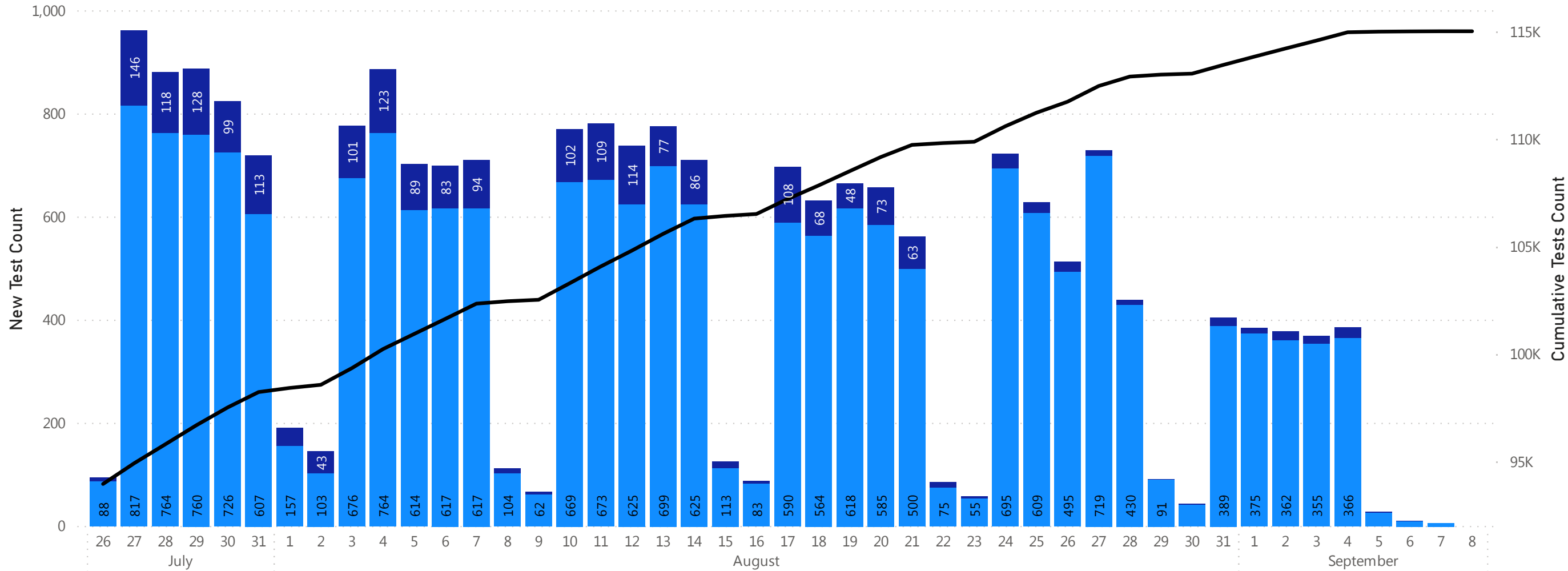
Testing by Date - Antibody

New Individuals Tested by Antibody Tests
44

Total Individuals Tested by Antibody Tests
115,057

Number of Individuals Tested by Antibody by Test Date

● Individuals with Negative Antibody Tests ● Individuals with Positive Antibody Tests ● Cumulative Patients Tested by Antibody Method



Data Sources: COVID-19 Data provided by the Bureau of Infectious Disease and Laboratory Sciences; Tables and Figures created by the Office of Population Health.
 Note: all data are current as of 8:00am on the date at the top of the page. Data previously shown according to date report received; data now presented according to date the individual was tested. Due to lag in reporting by laboratories, counts for most recent dates are likely to be incomplete. Please note that some individuals have been tested by both molecular and antibody methods.



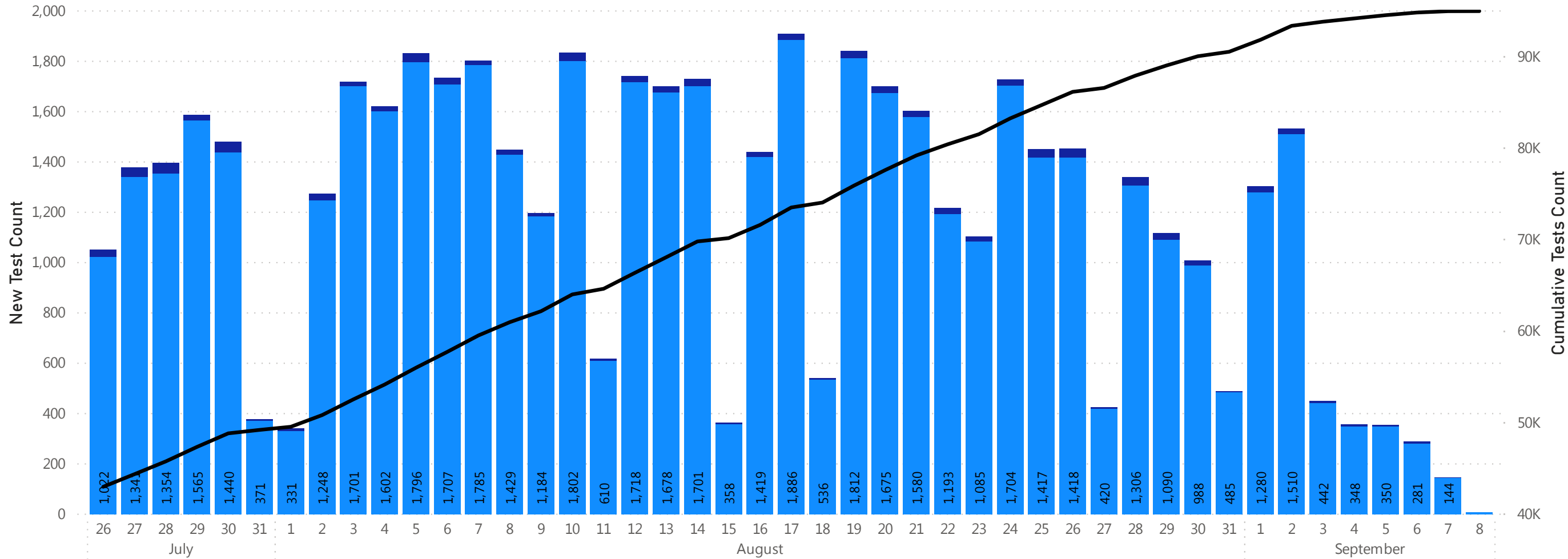
Testing by Date - Antigens

New Individuals Tested by Antigen Tests
1,763

Total Individuals Tested by Antigen Tests
94,986

Number of Individuals Tested by Antigens by Test Date

● Individuals with Negative Antigen Tests ● Individuals with Positive Antigen Tests ● Cumulative Patients Tested by Antigen Method

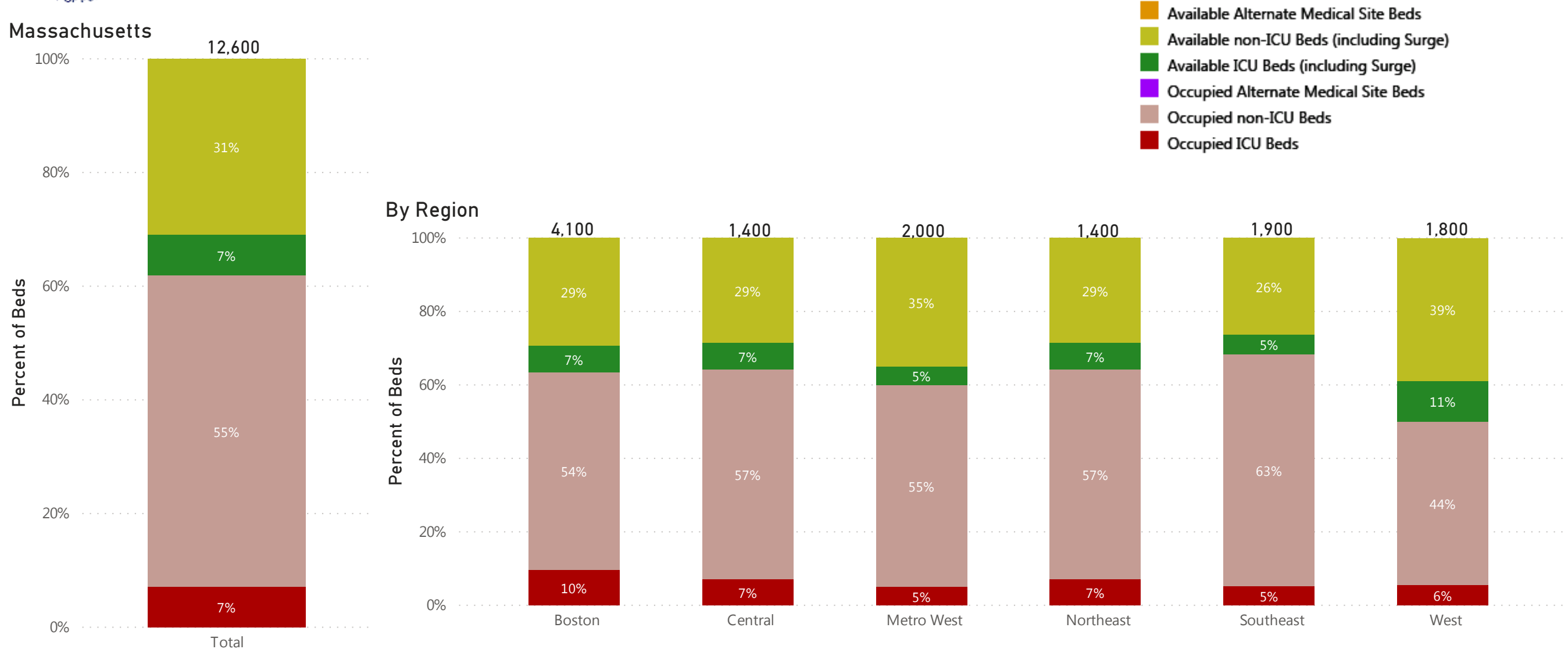


Data Sources: COVID-19 Data provided by the Bureau of Infectious Disease and Laboratory Sciences; Tables and Figures created by the Office of Population Health.
 Note: all data are current as of 8:00am on the date at the top of the page. Data previously shown according to date report received; data now presented according to date the individual was tested. Due to lag in reporting by laboratories, counts for most recent dates are likely to be incomplete.



Total Hospital Capacity by Region

Data collected as of 9/7/2020 5:00pm



- Available Alternate Medical Site Beds
- Available non-ICU Beds (including Surge)
- Available ICU Beds (including Surge)
- Occupied Alternate Medical Site Beds
- Occupied non-ICU Beds
- Occupied ICU Beds

Occupancy/ availability as reported by hospitals to DPH.

Regions shown represent EOHHS Regions. Note that total bed estimates may change day-to-day due to hospitals updating surge planning. As of June 16th, data reflects updated data collection methodology and the removal of unstaffed beds from this analysis. Analysis here reflects total beds that hospitals could staff within 12-24 hours.

Note: Hospital-reported data included here reflects a transition to new federal reporting standards imposed as of 7/22. As a result, data may not be directly comparable to hospital data reported previously.



COVID Patient Census by Hospital (1/3)

Data collected as of 9/7/2020 5:00pm

Hospital Name	Hospital County	Hospitalized Total COVID patients - suspected and confirmed (including ICU)	Hospitalized COVID patients in ICU - suspected and confirmed
Addison Gilbert Hospital	Essex	0	0
Anna Jaques Hospital	Essex	3	0
Athol Memorial Hospital	Worcester	0	0
Baystate Franklin Medical Center	Franklin	0	0
Baystate Medical Center	Hampden	23	1
Baystate Noble Hospital	Hampden	1	0
Baystate Wing Hospital	Hampden	6	0
Berkshire Medical Center	Berkshire	0	0
Beth Israel Deaconess Hospital - Milton	Norfolk	7	2
Beth Israel Deaconess Hospital - Needham	Norfolk	6	1
Beth Israel Deaconess Hospital - Plymouth	Plymouth	17	0
Beth Israel Deaconess Medical Center	Suffolk	15	2
Beverly Hospital	Essex	6	0
Boston Childrens Hospital*	Suffolk	7	3
Boston Medical Center	Suffolk	29	3
Brigham and Womens - Faulkner	Suffolk	5	1
Brigham and Womens Hospital	Suffolk	9	2
Brockton Hospital	Plymouth	2	0
Cambridge Hospital	Middlesex	13	4
Cape Cod Hospital	Barnstable	1	0
Carney Hospital	Suffolk	3	0
Clinton Hospital	Worcester	0	0
Cooley Dickinson Hospital	Hampshire	0	0

Occupancy/ availability as reported by hospitals to DPH.

*Specialty hospital data may be delayed and patient composition may vary.

Note: Hospital-reported data included here reflects a transition to new federal reporting standards imposed as of 7/22. As a result, data may not be directly comparable to hospital data reported previously.



COVID Patient Census by Hospital (2/3)

Data collected as of 9/7/2020 5:00pm

Hospital Name	Hospital County	Hospitalized Total COVID patients - suspected and confirmed (including ICU)	Hospitalized COVID patients in ICU - suspected and confirmed
Dana Farber Cancer Institute*	Suffolk	0	0
Emerson Hospital	Middlesex	1	0
Fairview Hospital	Berkshire	0	0
Falmouth Hospital	Barnstable	1	0
Good Samaritan Medical Center	Plymouth	4	0
Harrington Hospital	Worcester	0	0
Health Alliance-Leominster	Worcester	6	0
Heywood Hospital	Worcester	0	0
Holy Family Hospital	Essex	3	1
Holyoke Hospital	Hampden	0	0
Lahey Hospital Burlington	Middlesex	10	2
Lahey Hospital Peabody	Essex	0	0
Lawrence General Hospital	Essex	14	4
Lowell General Hospital	Middlesex	11	2
Marlborough Hospital	Middlesex	3	1
Marthas Vineyard Hospital	Dukes	0	0
Massachusetts Eye and Ear Infirmary*	Suffolk	0	0
Massachusetts General Hospital	Suffolk	23	2
Melrose Wakefield Hospital	Middlesex	0	0
Mercy Medical Center	Hampden	4	1
Merrimack Valley Hospital	Essex	0	0
MetroWest Medical Center Framingham	Middlesex	3	0
MetroWest Medical Center Natick	Middlesex	0	0

Occupancy/ availability as reported by hospitals to DPH.

*Specialty hospital data may be delayed and patient composition may vary.

Note: Hospital-reported data included here reflects a transition to new federal reporting standards imposed as of 7/22. As a result, data may not be directly comparable to hospital data reported previously.



COVID Patient Census by Hospital (3/3)

Data collected as of 9/7/2020 5:00pm

Hospital Name	Hospital County	Hospitalized Total COVID patients - suspected and confirmed (including ICU)	Hospitalized COVID patients in ICU - suspected and confirmed
Milford Regional Medical Center	Worcester	0	0
Morton Hospital	Bristol	2	1
Mount Auburn Hospital	Middlesex	4	0
Nantucket Cottage Hospital	Nantucket	0	0
Nashoba Valley Medical Center	Middlesex	0	0
New England Baptist Hospital	Suffolk	0	0
Newton-Wellesley Hospital	Middlesex	3	0
North Shore Medical Center Salem	Essex	6	0
Norwood Hospital	Norfolk	0	0
Saint Vincent Hospital	Worcester	4	0
Saints Memorial Medical Center	Middlesex	1	0
South Shore Hospital	Norfolk	15	2
Southcoast Charlton Memorial Hospital	Bristol	2	1
St Annes Hospital	Bristol	0	0
St Elizabeths Medical Center	Suffolk	1	0
St Lukes Hospital	Bristol	5	0
Sturdy Memorial Hospital	Bristol	8	1
Tobey Hospital	Plymouth	2	0
Tufts Medical Center	Suffolk	5	2
UMass Memorial-Memorial Campus	Worcester	15	5
UMass Memorial-University Campus	Worcester	7	3
Winchester Hospital	Middlesex	12	0

Occupancy/ availability as reported by hospitals to DPH.

*Specialty hospital data may be delayed and patient composition may vary.

Note: Hospital-reported data included here reflects a transition to new federal reporting standards imposed as of 7/22. As a result, data may not be directly comparable to hospital data reported previously.



Department of Corrections Data

Department of Corrections data as required by Chapter 93 of the Acts of 2020, previously found on this page, are available at <https://www.mass.gov/guides/doc-coronavirus-information-guide> and on the dashboard website: <https://www.mass.gov/info-details/covid-19-response-reporting> under "Additional COVID-19 data."

Direct links to the DOC information found on those pages include:

- Inmate data - <https://www.mass.gov/info-details/doc-covid-19-inmate-dashboard>
- Staff data - <https://www.mass.gov/lists/doc-covid-19-staff-testing-reports>
- Inmate Housing Reports - <https://www.mass.gov/lists/doc-covid-19-institution-cell-housing-reports>