



# Workforce Issuance

---

100 DCS 02.140

☐ Policy ☒ Information

---

**To:** Chief Elected Officials  
MassHire Workforce Board Chairs  
MassHire Workforce Board Directors  
MassHire Career Center Directors  
MassHire Fiscal Officers  
MDCS Operations Managers

**cc:** WIOA State Partners

**From:** Alice Sweeney, Director  
MassHire Department of Career Services

**Date:** November 4, 2021

**Subject:** **MOSES Version 38.0 will be released on Tuesday, November 9, 2021**

---

**Purpose:** To notify MassHire Workforce Boards, MassHire Career Center Operators, MassHire Career Center staff and Partners that MOSES 38.0 is scheduled for release to the desktops on Tuesday, November 9, 2021 during the day.

**Background:** MOSES is scheduled to have maintenance done on it during the day on Tuesday, November 9, 2021. MOSES will **NOT** be shut down for this system update. This will NOT impact any MOSES software and MOSES Applications (JobQuest / TrainingPro) while the system is being updated.

However, after you log off MOSES, when you log back in again, you will have the new version of MOSES: MOSES 38.0

Standard procedure in Amazon WorkSpace (AWS) to access the new MOSES build may be required to update MOSES. For this build, the drill down files to be accessed will be the PBD files and the DLL (Runtime) files. Detailed instructions on how to update your MOSES are included.

The build is planned to be released Tuesday, November 9, 2021 during the day.

**Action**

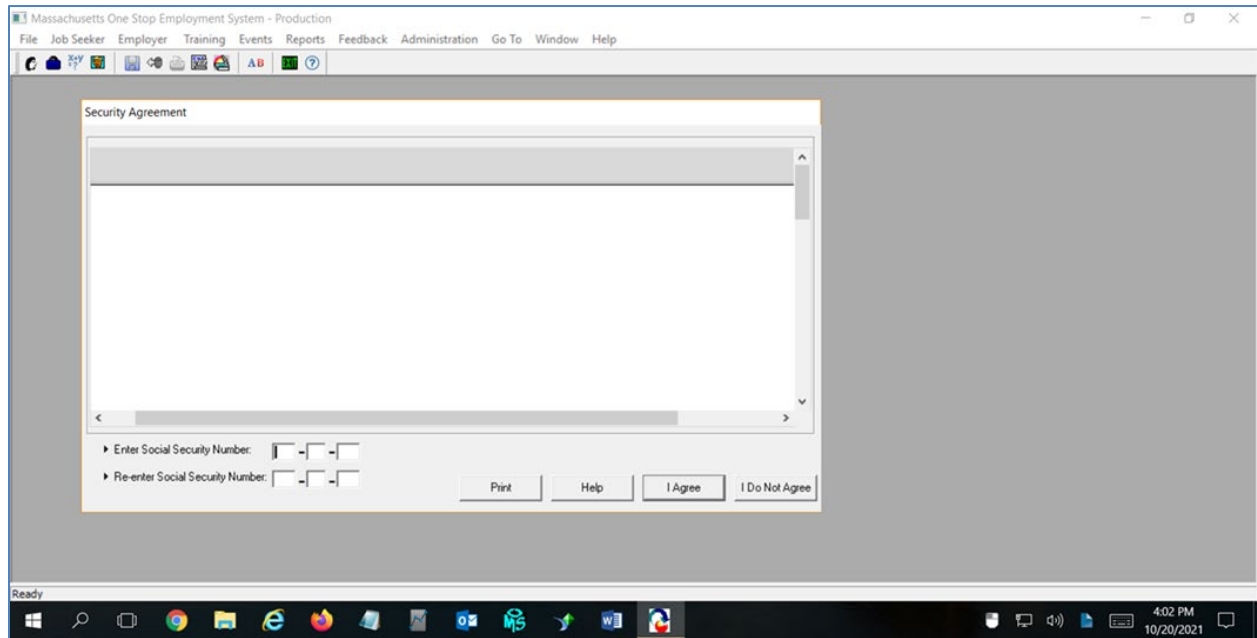
**Requested:** MassHire Workforce Boards, MassHire Career Center Operators, MassHire Career Center staff and Partners should ensure that their staff are aware of the MOSES build that is being done on Tuesday, November 9, 2021 during the day and that Career Centers and other MOSES users are aware that MOSES 38.0 will be available next time they log in.

**Effective:** Immediately

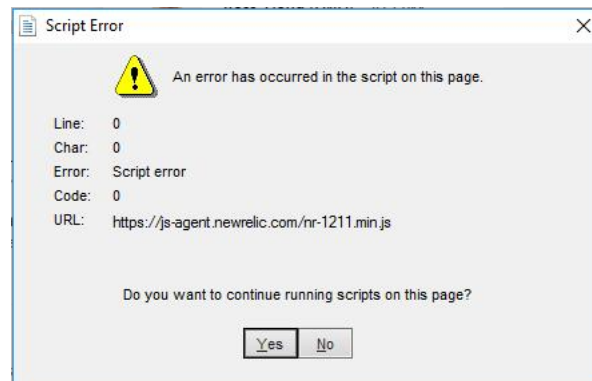
**Inquiries:** Please email all questions to [Thomas.M.Cartier@detma.org](mailto:Thomas.M.Cartier@detma.org). Please reference this MassWorkforce Issuance number in your inquiry.

## Description of Key Changes in MOSES Version 38.0

1. ) In some instances the Confidentiality Statement does not appear. Updated and corrected

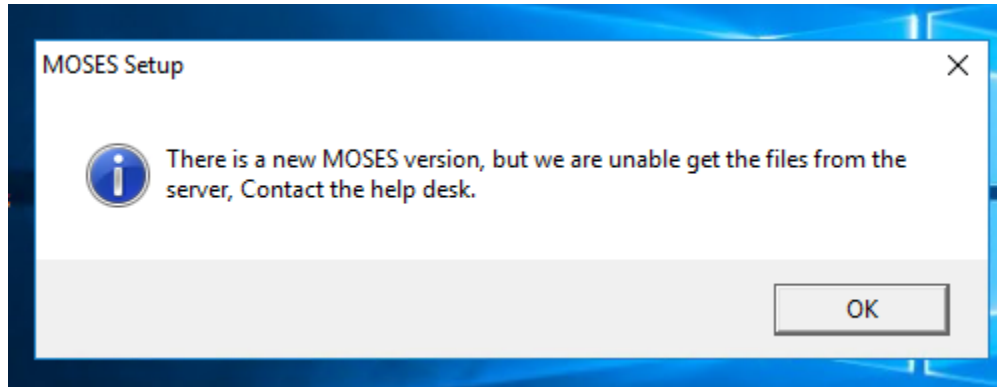


2. ) Error message on running Reports in MOSES. Updated and corrected.



# MOSES ERROR MESSAGE IN AWS AND HOW TO FIX

## Step by Step Handout




MOSES gets the “**not the latest version**” message .....

It needs your help

*(NOTE IN THE EXAMPLE BELOW, IGNORE  
THE MODIFICATION DATES, THIS  
BUILD WILL HAVE DIFFERENT DATES)*

IN Amazon WorkSpace

**GO TO**



**Open it** *(You should have 2 folders)*

Name	Date modified	Type	Size
Shared With Me	1/2/2023 10:40 AM	File folder	
My Documents	7/2/2023 7:42 PM	File folder	

Click on .... *Share with me*

Name	Date modified	Type	Size
Shared With Me	11/1/2018 10:40 AM	File folder	
My Documents	7/1/2018 7:42 PM	File folder	

Next

Click on the **MOSES** folder

Name	Date modified	Type	Size
MOSES	11/1/2018 4:15 PM	File folder	
moses_test	9/17/2018 3:03 PM	File folder	



Next Click on **Staff View**

Name	Date modified	Type	Size
Reports	3/1/2018 11:55 AM	File folder	
Scanned_Images	8/1/2018 12:53 PM	File folder	
Staff_view	11/1/2018 4:11 PM	File folder	
Templates	11/14/2018 4:15 PM	File folder	





CLICK ON THE **PBD** Folder


Name	Date modified	Type	Size
other	9/17/2018 2:14 PM	File folder	
pbd	9/17/2018 2:14 PM	File folder	
runtime_dlls	9/17/2018 2:16 PM	File folder	
text	9/17/2018 2:16 PM	File folder	

**CLICK** ON THE **PBD** Folder  
 you should see a **pbd.cab** file that has the **latest build date:**  
*FOR MOSES 37.8 it should be a September 2021 date*






Name	Date modified	Type	Size
 mosesapp.xml	3/18/2021 1:46 PM	XML Document	1 KB
 pbd.cab	8/26/2021 3:21 PM	Cabinet File	7,629 KB

Next, **Go Back** And **CLICK** on the **TEXT** folder  
 it should have a **TEXT.cab** file that has the **latest build date (September date)**

Name	Date modified	Type	Size
 other	9/7/2021 2:14 PM	File folder	
 pbd	9/7/2021 2:14 PM	File folder	
 runtime_dlls	9/7/2021 2:16 PM	File folder	
 text	9/7/2021 2:16 PM	File folder	

Name	Date modified	Type	Size
 text.cab	8/26/2021 3:53 PM	Cabinet File	391 KB

Next, **Go Back** And **CLICK** on the **runtime\_dlls** folder  
 it should have a **runtime.cab** file that has the **latest build date (November date)**

Name	Date modified	Type	Size
 other	8/8/2018 1:57 PM	File folder	
 Patch	8/8/2018 1:58 PM	File folder	
 PBD	11/14/2018 4:07 PM	File folder	
 runtime_dlls	10/7/2018 4:42 AM	File folder	
 text	11/11/2018 1:11 PM	File folder	

Name	Date modified	Type	Size
 runtime.cab	6/8/2021 2:05 PM	Cabinet File	12,982 KB

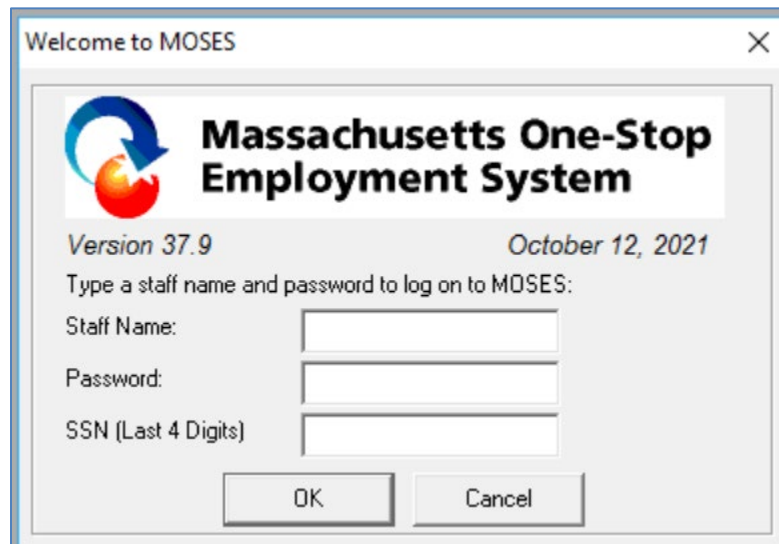
NOW -

*if the latest build dates are not showing, then you must wait until they do.  
AWS is still copying and updating the files.*

*When the latest build date is displayed, then MOSES will now be able to get the  
latest files from these locations.*


Click on MOSES

It should now get the build.



The image shows a Windows-style dialog box titled "Welcome to MOSES" with a close button (X) in the top right corner. Inside the dialog, there is a logo on the left consisting of a blue circular arrow and a red flame-like shape. To the right of the logo, the text "Massachusetts One-Stop Employment System" is displayed in a bold, black font. Below this, the version "Version 37.9" is shown on the left and the date "October 12, 2021" on the right. A prompt "Type a staff name and password to log on to MOSES:" is centered. Below the prompt are three input fields: "Staff Name:", "Password:", and "SSN (Last 4 Digits)". At the bottom of the dialog are two buttons: "OK" and "Cancel".

Welcome to MOSES

 **Massachusetts One-Stop  
Employment System**

*Version 37.9* *October 12, 2021*

Type a staff name and password to log on to MOSES:

Staff Name:

Password:

SSN (Last 4 Digits)

OK Cancel