

One Care: December 2016 Enrollment Report

Executive Office of Health & Human Services

MassHealth Demonstration
to Integrate Care for Dual Eligibles



Monthly Enrollment Report

- MassHealth issues monthly reports on One Care enrollment activity
- Reports are issued near the end of the month
- Reports are intended to provide general information to stakeholders

One Care Rating Category Definitions



- **F1 – Facility-based Care.** Individuals identified as having a long-term facility stay of more than 90 days
- **C3 – Community Tier 3 – High Community Need.** Individuals who have a daily skilled need; two or more Activities of Daily Living (ADL) limitations AND three days of skilled nursing need; and individuals with 4 or more ADL limitations
 - In CY2014, C3 split into two subsets:
 - C3B:** for C3 individuals with certain diagnoses (e.g., quadriplegia, ALS, Muscular Dystrophy and Respirator dependence) leading to costs considerably above the average for current C3
 - C3A:** for remaining C3 individuals
- **C2 – Community Tier 2 – Community High Behavioral Health.** Individuals who have a chronic and ongoing Behavioral Health diagnosis that indicates a high level of service need
 - In CY2014, C2 split into two subsets
 - C2B:** for C2 individuals with co-occurring diagnoses of substance abuse and serious mental illness
 - C2A:** for remaining C2 individuals
- **C1 – Community Tier 1 Community Other.** Individuals in the community who do not meet F1, C2 or C3 criteria



Total Enrollment

- Effective December 1, 2016, total number of enrollees: 14,331

Total Enrollment by Plan	
Commonwealth Care Alliance (CCA)	11,771
Tufts Health Plan	2,560
Total	14,331

Total Enrollment by Rating Category	
F1	65
C3B	163
C3A	5,726
C2B	862
C2A	4,060
C1	3,453
unavailable	3
Total	14,331

*The rating categories for 3 enrollments were unavailable at the time of this report.



Enrollment Penetration by County

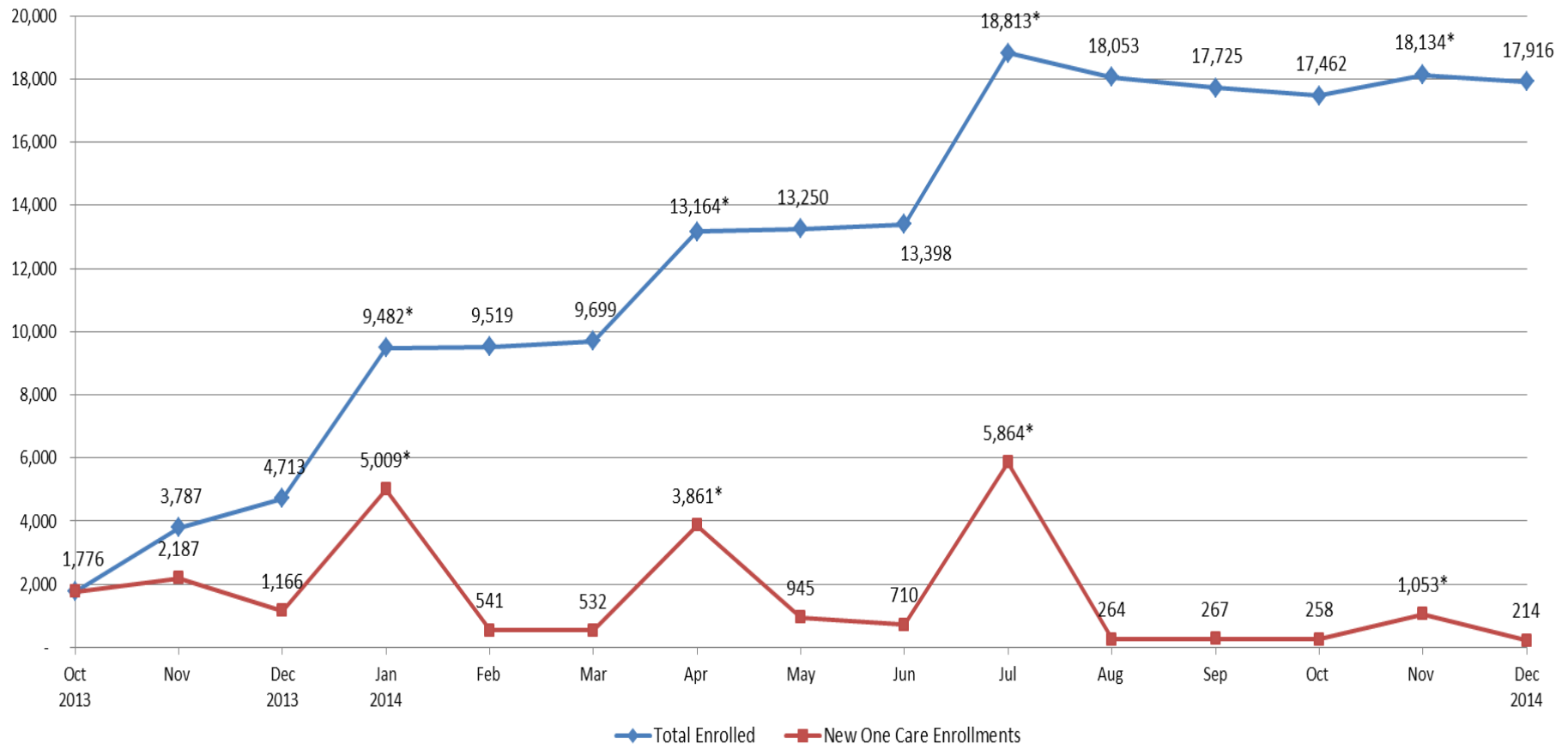
County	Enrolled	Eligible	% Eligible Enrolled
Essex	1,139	15,709	7.3%
Franklin	93	2,267	4.1%
Hampden	3,007	16,296	18.5%
Hampshire	226	2,834	8.0%
Middlesex	1,481	18,852	7.9%
Norfolk	628	7,928	7.9%
Plymouth	462	7,617	6.1%
Suffolk*	4,322	16,016	27.0%
Worcester*	2,973	16,896	17.6%
Total	14,331	104,415	13.7%

*Members in these counties may be auto-assigned to a One Care plan

Enrollment Over Time: Demonstration Year 1



Monthly One Care Enrollment
Demonstration Year 1 (Oct. 2013 - Dec. 2014)



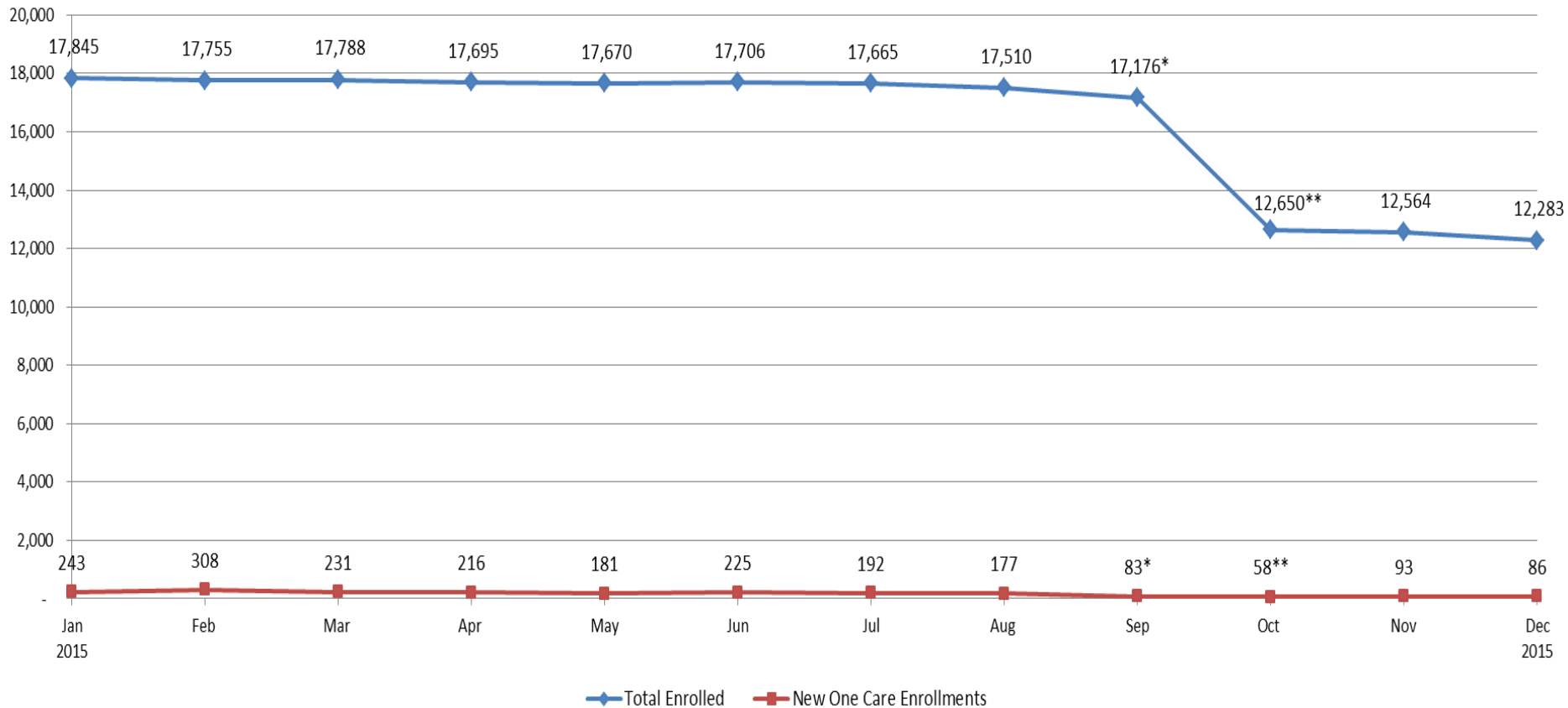
*Auto-assignment effective dates (Round 1: 1/1/2014, Round 2: 4/1/ 2014, Round 3: 7/1/2014, Round 4: 11/1/2014). Round 4 consisted only of auto-assignments to Tufts Health Plan.

Note: Data in the graph reflect current month information about enrollments. Monthly data may vary slightly from the previous reports due to enrollment status changes that have occurred since previous reports were issued.

Enrollment Over Time: Demonstration Year 2



Monthly One Care Enrollment
Demonstration Year 2 (Jan. 2015 - Dec. 2015)



*On August 7, 2015, CCA temporarily stopped accepting new One Care enrollments. Members previously enrolled with CCA for One Care were able to re-enroll.

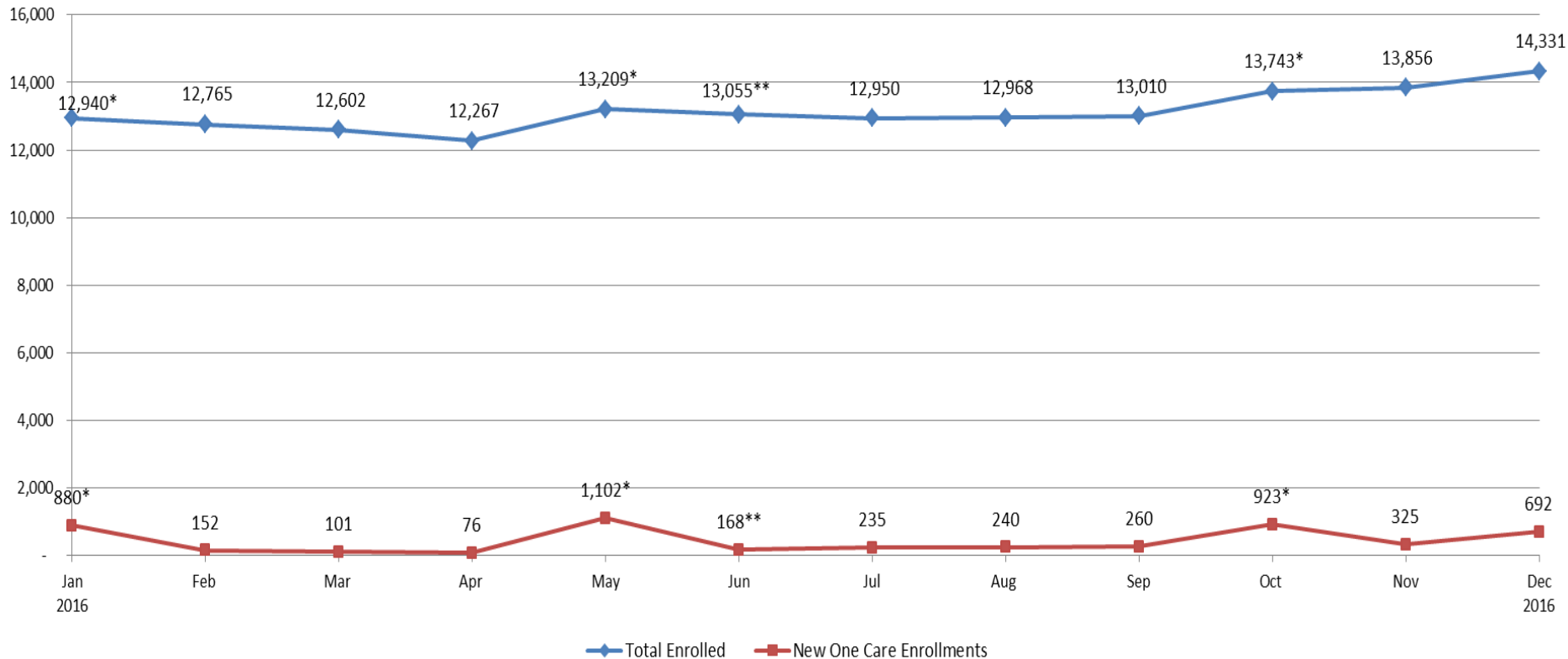
** Fallon Total Care ended its participation in One Care as of September 30, 2015.

Note: Data in the graph reflect current month information about enrollments. Monthly data may vary slightly from the previous reports due to enrollment status changes that have occurred since previous reports were issued.

Enrollment Over Time: Demonstration Year 3



Monthly One Care Enrollment
Demonstration Year 3 (Jan. 2016 - Dec. 2016)



*Auto-assignment effective dates (Round 5: 1/1/2016; Round 6: 5/1/2016; Round 7: 10/1/2016). Rounds 5 and 6 consisted only of auto-assignments to Tufts Health Plan; Round 7 consisted only of auto-assignments to CCA.

**CCA accepted limited enrollments for January 1 and May 1 in 2016, and in May fully reopened to new enrollments for June 1, 2016 and later dates.

Note: Data in the graph reflect current month information about enrollments. Monthly data may vary slightly from the previous reports due to enrollment status changes that have occurred since previous reports were issued.



Opt-Outs

- Total number of opt-outs as of December 1: 31,589
 - Will be excluded from any future auto-enrollment
 - If eligible, can choose to enroll by self-selection at any time
- Total opt-out number includes individuals who may be ineligible
- Of the 104,415 individuals who are eligible for One Care, 30.3% have chosen to opt out

Total Opt-Outs by County	
Essex	2,669
Franklin	426
Hampden	6,708
Hampshire	1,528
Middlesex	3,791
Norfolk	1,616
Plymouth	1,239
Suffolk	5,568
Worcester	7,849
Non-Demo Counties	195
Total	31,589

Visit us at www.mass.gov/masshealth/onecare

Email us at OneCare@state.ma.us