

One Care: December 2019 Enrollment Report

Executive Office of Health & Human Services

MassHealth Demonstration
to Integrate Care for Dual Eligibles



Monthly Enrollment Report

- MassHealth issues monthly reports on One Care enrollment activity
- Reports are issued near the end of the month
- Reports are intended to provide general information to stakeholders



One Care Rating Category Definitions

- **F1 – Facility-based Care.** Individuals identified as having a long-term facility stay of more than 90 days
- **C3 – Community Tier 3 – High Community Need.** Individuals who have a daily skilled need; two or more Activities of Daily Living (ADL) limitations AND three days of skilled nursing need; and individuals with 4 or more ADL limitations
 - In CY2014, C3 split into two subsets:
 - C3B:** for C3 individuals with certain diagnoses (e.g., quadriplegia, ALS, Muscular Dystrophy and Respirator dependence) leading to costs considerably above the average for current C3
 - C3A:** for remaining C3 individuals
- **C2 – Community Tier 2 – Community High Behavioral Health.** Individuals who have a chronic and ongoing Behavioral Health diagnosis that indicates a high level of service need
 - In CY2014, C2 split into two subsets
 - C2B:** for C2 individuals with co-occurring diagnoses of substance abuse and serious mental illness
 - C2A:** for remaining C2 individuals
- **C1 – Community Tier 1 Community Other.** Individuals in the community who do not meet F1, C2 or C3 criteria



Total Enrollment

- Effective December 1, 2019, total number of enrollees: 25,235

Total Enrollment by Plan	
Commonwealth Care Alliance (CCA)	22,488
Tufts Health Plan	2,747
Total	25,235

Total Enrollment by Rating Category	
F1	184
C3B	273
C3A	11,965
C2B	1,268
C2A	7,290
C1	4,247
Unavailable*	8
Total	25,235

*The rating categories for 8 enrollments were unavailable at the time of this report.



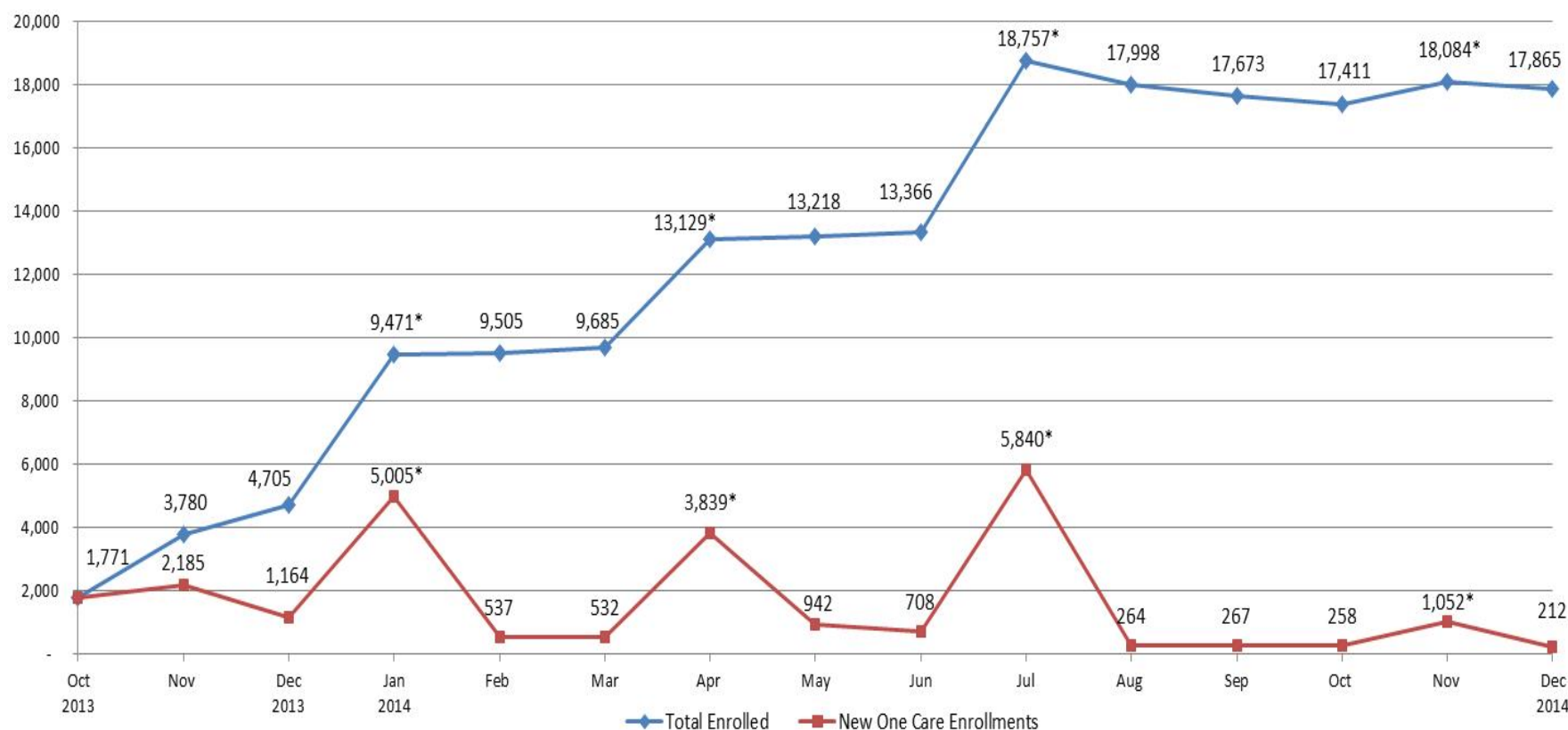
Enrollment Penetration by County

County	Enrolled	Eligible	% Eligible Enrolled
Bristol	287	14,519	2.0%
Essex	2,681	14,356	18.7%
Franklin	188	2,115	8.9%
Hampden	6,360	15,580	40.8%
Hampshire	345	2,718	12.7%
Middlesex	3,831	16,693	22.6%
Norfolk	1,383	7,367	18.8%
Plymouth	1,330	7,178	18.5%
Suffolk	4,783	13,882	34.5%
Worcester	4,047	15,836	25.5%
Total	25,235	110,814	22.8%

Enrollment Over Time: Demonstration Year 1



Monthly One Care Enrollment
Demonstration Year 1 (Oct. 2013 - Dec. 2014)



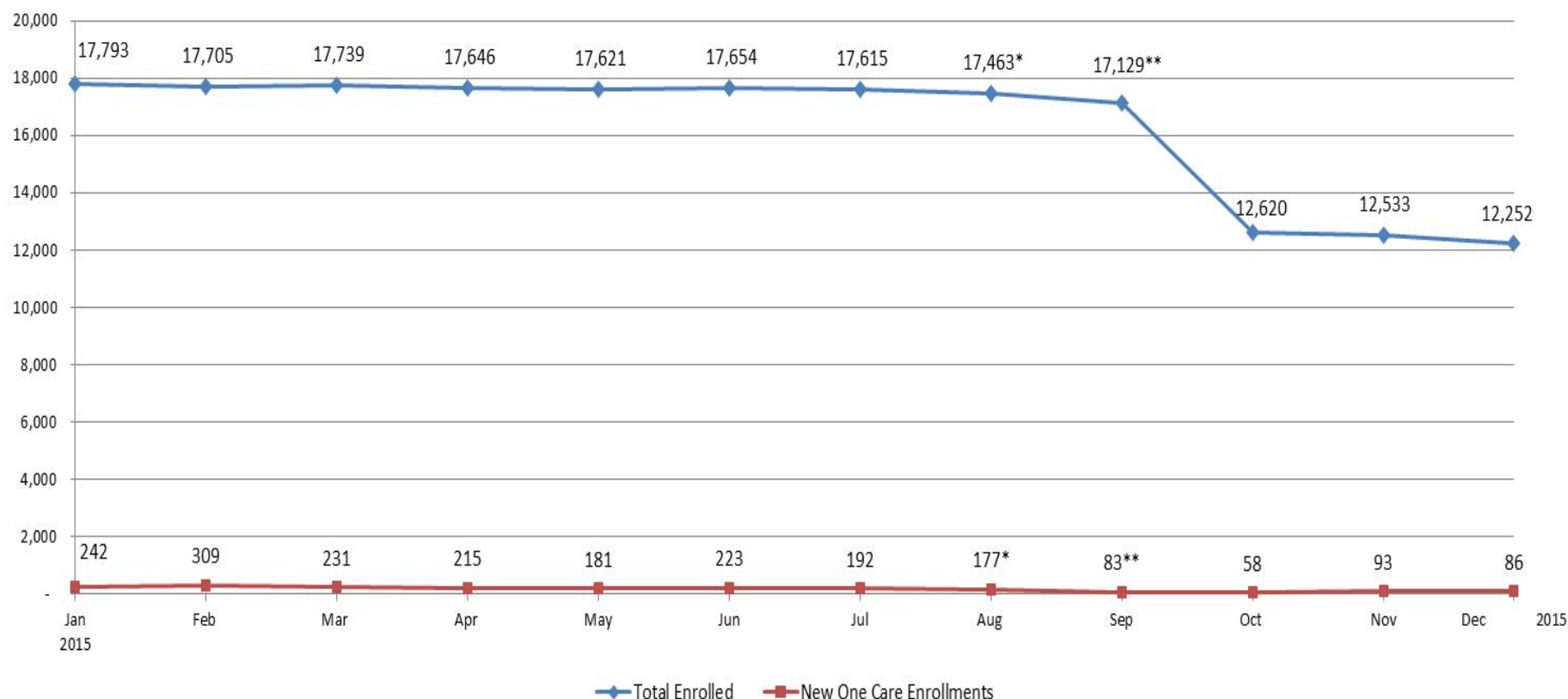
*Auto-assignment effective dates (Round 1: 1/1/2014, Round 2: 4/1/2014, Round 3: 7/1/2014, Round 4: 11/1/2014). Round 4 consisted only of auto-assignments to Tufts Health Plan.

Note: Data in the graph reflect current month information about enrollments. Monthly data may vary slightly from the previous reports due to enrollment status changes that have occurred since previous reports were issued.

Enrollment Over Time: Demonstration Year 2



Monthly One Care Enrollment
Demonstration Year 2 (Jan. 2015 - Dec. 2015)



*On August 7, 2015, CCA temporarily stopped accepting new One Care enrollments. Members previously enrolled with CCA for One Care were able to re-enroll.

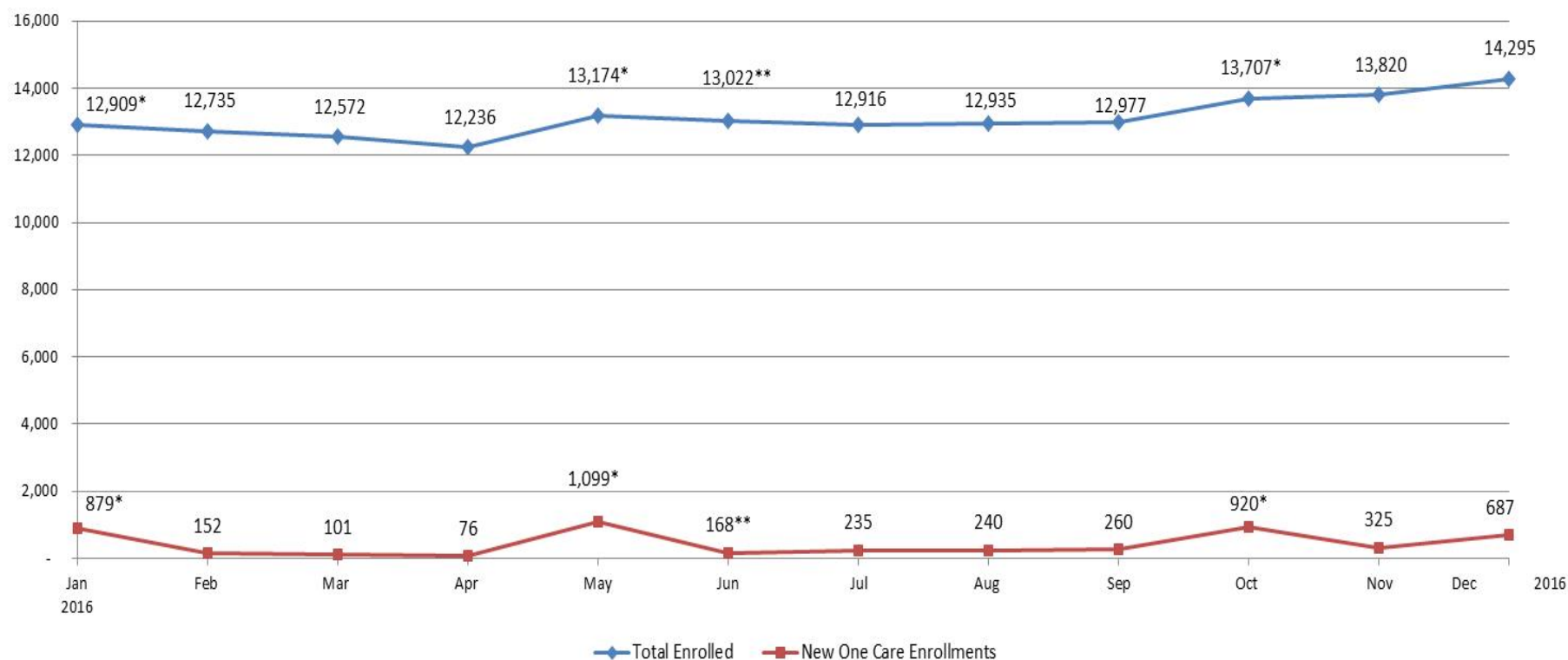
**Fallon Total Care ended its participation in One Care as of September 30, 2015.

Note: Data in the graph reflect current month information about enrollments. Monthly data may vary slightly from the previous reports due to enrollment status changes that have occurred since previous reports were issued.

Enrollment Over Time: Demonstration Year 3



Monthly One Care Enrollment
Demonstration Year 3 (Jan. 2016 - Dec. 2016)



*Auto-assignment effective dates (Round 5: 1/1/2016; Round 6: 5/1/2016; Round 7: 10/1/2016). Rounds 5 and 6 consisted only of auto-assignments to Tufts Health Plan; Round 7 consisted only of auto-assignments to CCA.

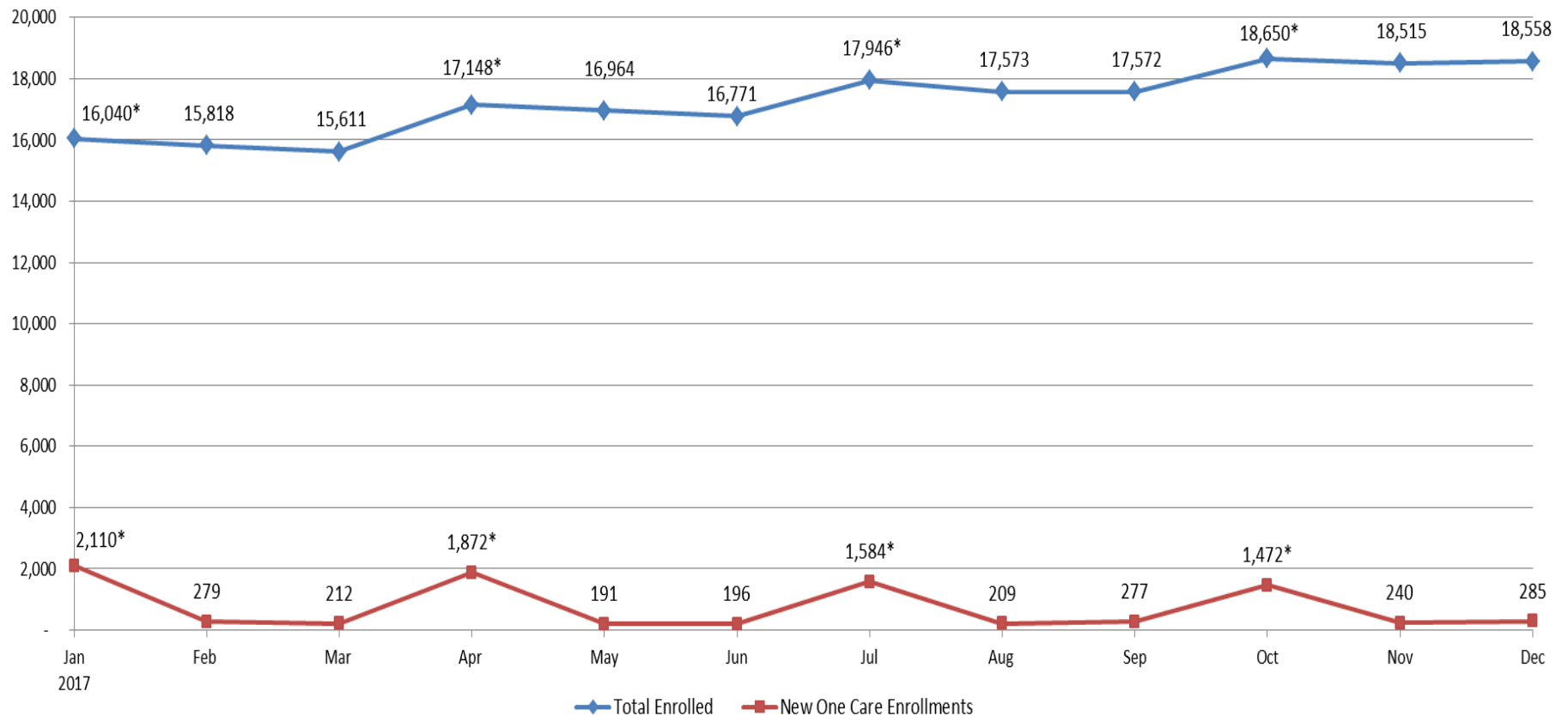
**CCA accepted limited enrollments for January 1 and May 1 in 2016, and in May fully reopened to new enrollments for June 1, 2016 and later dates.

Note: Data in the graph reflect current month information about enrollments. Monthly data may vary slightly from the previous reports due to enrollment status changes that have occurred since previous reports were issued.



Enrollment Over Time: Demonstration Year 4

Monthly One Care Enrollment
Demonstration Year 4 (Jan. 2017 - Dec. 2017)



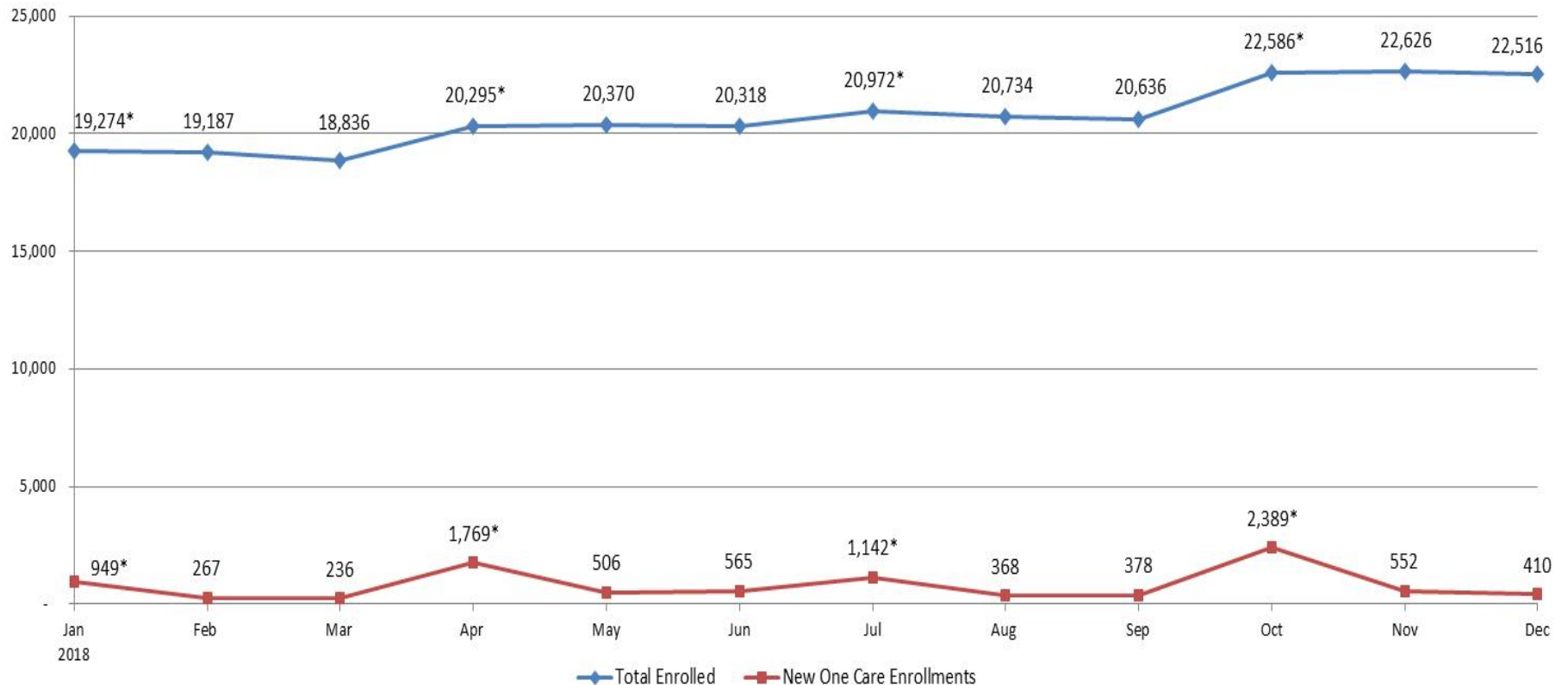
*Auto-assignment effective dates (Round 8: 1/1/2017; Round 9: 4/1/2017; Round 10: 7/1/2017; Round 11: 10/1/2017). Round 11 consisted only of auto-assignments to CCA.

Note: Data in the graph reflect current month information about enrollments. Monthly data may vary slightly from the previous reports due to enrollment status changes that have occurred since previous reports were issued.



Enrollment Over Time: Demonstration Year 5

Monthly One Care Enrollment
Demonstration Year 5 (Jan. 2018 - Dec. 2018)



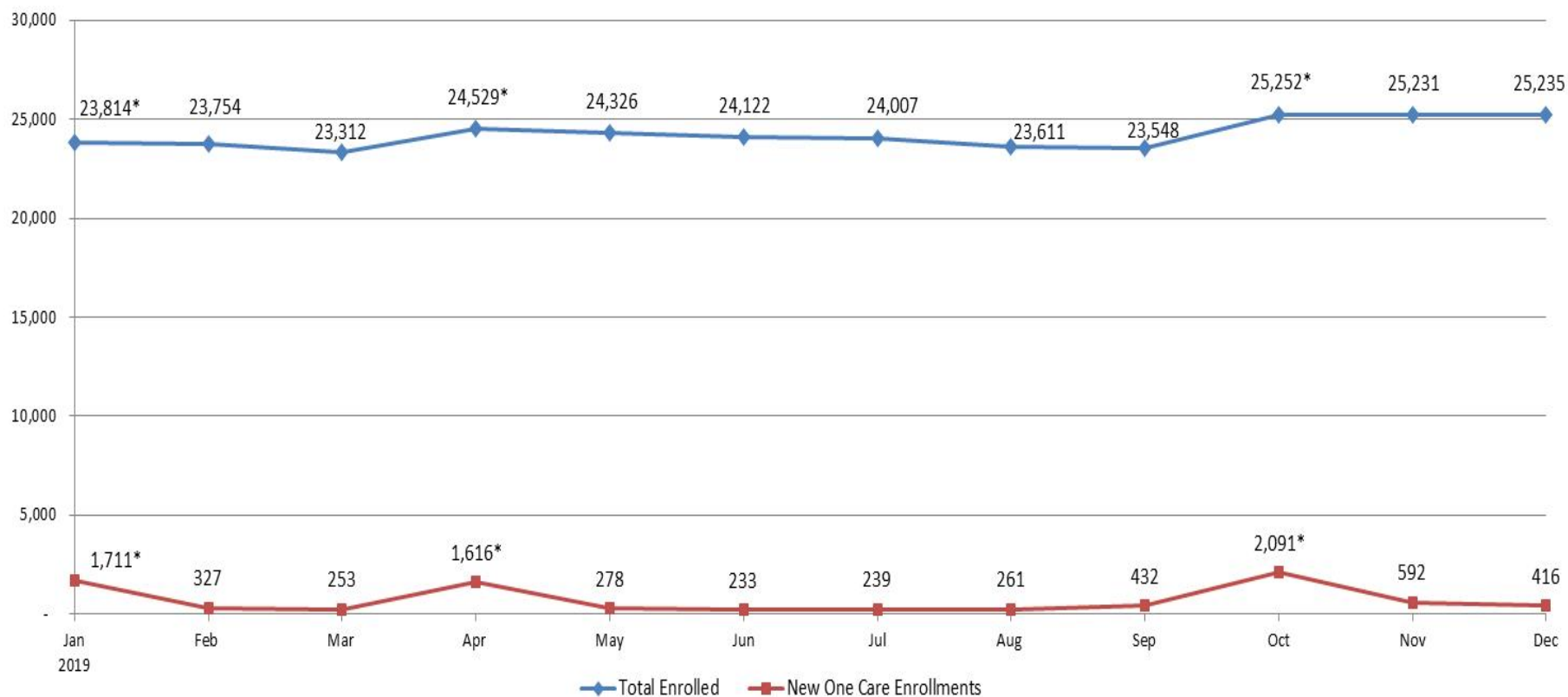
*Auto-assignment effective date (Round 12: 1/1/2018; Round 13: 4/1/2018; Round 14: 7/1/2018; Round 15: 10/1/2018). Rounds 12, 13, and 14 consisted only of auto-assignments to CCA.

Note: Data in the graph reflect current month information about enrollments. Monthly data may vary slightly from the previous reports due to enrollment status changes that have occurred since previous reports were issued.

Enrollment Over Time: Demonstration Year 6



Monthly One Care Enrollment
Demonstration Year 6 (Jan. 2019 - Dec. 2019)



*Auto-assignment effective date (Round 16: 1/1/2019; Round 17: 4/1/2019; Round 18: 10/1/2019). Rounds 16 and 17 consisted only of auto-assignments to CCA.

Note: Data in the graph reflect current month information about enrollments. Monthly data may vary slightly from the previous reports due to enrollment status changes that have occurred since previous reports were issued.



Opt-Outs

- Total number of opt-outs as of December 1: 39,676
 - Will be excluded from any future auto-enrollment
 - If eligible, can choose to enroll by self-selection at any time
- Total opt-out number includes individuals who may be ineligible
- Of the 110,814 individuals who are eligible for One Care, **35.8%** have chosen to opt out

Total Opt-Outs by County	
Bristol	604
Essex	3,588
Franklin	533
Hampden	7,427
Hampshire	1,576
Middlesex	5,750
Norfolk	2,076
Plymouth	1,846
Suffolk	6,928
Worcester	9,102
Non-Demo Counties	246
Total	39,676



One Care

MassHealth+Medicare
Bringing your care together

VISIT US ONLINE

www.mass.gov/one-care

EMAIL US

OneCare@state.ma.us