2022-2026

Draft State Transportation Improvement Program

May 25, 2021

I am pleased to present the Massachusetts Department of Transportation's Draft State Transportation Improvement Program (STIP) for Federal Fiscal Years (FFYs) 2022-2026. This five-year program will help to realize the Baker/Polito Administration's vision of a transportation system that supports a strong economy, protects our natural environment, and enhances the quality of life and health of our residents and visitors to Massachusetts.

This document was developed in partnership with our Metropolitan Planning Organizations (MPOs), which includes input from individuals, public agencies, and our state and federal partners. To accomplish our transportation goals, the STIP invests nearly $8.3 billion for roadways, bridges, bicycle and pedestrian facilities, and public transportation over the next five federal fiscal years.

MassDOT continually strives to improve the quality and transparency of the information we provide, and we appreciate your input on this document.

Sincerely,

Jamey Tesler
Acting Secretary & CEO

Acknowledgments

This 3C certification document is the culmination of a year-long effort by the Commonwealth's Metropolitan Planning Organizations, regional planning agencies, regional transit authorities, the Massachusetts Bay Transportation Authority (MBTA), the MassDOT Highway and Rail and Transit Divisions, MassDOT Federal Aid Programming and Reimbursement Office and the Office of Transportation Planning.

This report was funded in part through grants from the Federal Highway Administration, Federal Transit Administration, and the U.S. Department of Transportation. The views and opinions of the Massachusetts Department of Transportation expressed herein do not necessarily state or reflect those of the U. S. Department of Transportation.

Table of Contents

Notice of Nondiscrimination Rights and Protections to Beneficiaries 4
Certifications 10
STIP development 15
Funding the STIP 20
Highway funding overview 25
Transit funding overview 40
Programming the STIP 45
Federal Emphasis Areas 48
Performance-Based Planning 48
Public participation in STIP development 70
Operating and maintaining the transportation system 76
Fiscal constraint 80
Status of FFY 2021 investments 107
Air quality 112
Greenhouse gas impacts 113
Public comment 119
2022-2026 investment tables 120
APPENDIX A: Air Quality Conformity Determination 302
APPENDIX B: STIP Amendment/Adjustment Procedures 310
APPENDIX C: Operations and Maintenance 316

Notice of Nondiscrimination Rights and Protections to Beneficiaries

Federal "Title VI/Nondiscrimination" Protections

The Massachusetts Department of Transportation (MassDOT) operates its programs, services, and activities in compliance with federal nondiscrimination laws including Title VI of the Civil Rights Act of 1964 (Title VI), the Civil Rights Restoration Act of 1987, and related statutes and regulations. Title VI prohibits discrimination in federally assisted programs and requires that no person in the United States of America shall, on the grounds of **race, color, or national origin** (including **limited English proficiency**), be excluded from participation in, be denied the benefits of, or be otherwise subjected to discrimination under any program or activity receiving federal assistance. Related federal nondiscrimination laws administrated by the Federal Highway Administration, the Federal Transit Administration, or both prohibit discrimination on the basis of **age**, **sex**, and **disability**. These protected categories are contemplated within MassDOT's Title VI Programs consistent with federal interpretation and administration. Additionally, MassDOT provides meaningful access to its programs, services, and activities to individuals with limited English proficiency, in compliance with US Department of Transportation policy and guidance on federal Executive Order 13166.

State Nondiscrimination Protections

MassDOT also complies with the Massachusetts Public Accommodation Law, M.G.L. c 272 §§ 92a, 98, 98a, prohibiting making any distinction, discrimination, or restriction in admission to or treatment in a place of public accommodation based on **race**, **color**, **religious creed**, **national origin**, **sex**, **sexual orientation**, **disability**, or **ancestry**. Likewise, MassDOT complies with the Governor's Executive Order 526, section 4 requiring all programs, activities, and services provided, performed, licensed, chartered, funded, regulated, or contracted for by the state shall be conducted without unlawful discrimination based on **race**, **color**, **age**, **gender**, **ethnicity**, **sexual orientation**, **gender identity or expression**, **religion**, **creed**, **ancestry**, **national origin**, **disability**, **veteran's status** (including Vietnam-era veterans), or **background**.

Additional Information

To request additional information regarding Title VI and related federal and state nondiscrimination obligations, please contact:

MassDOT, Title VI Specialist, Office of Diversity and Civil Rights
10 Park Plaza
Boston, MA 02116
857-368-8580
TTY: 857-368-0603
MASSDOT.CivilRights@state.ma.us

Complaint Filing

To file a complaint alleging a violation of Title VI or related federal nondiscrimination law, contact the Title VI Specialist (above) within 180 days of the alleged discriminatory conduct.

To file a complaint alleging a violation of the state's Public Accommodation Law, contact the Massachusetts Commission Against Discrimination within 300 days of the alleged discriminatory conduct at:

Massachusetts Commission Against Discrimination (MCAD)
One Ashburton Place, 6th Floor
Boston, MA 02109
617-994-6000
TTY: 617-994-6196

Translation

English: If this information is needed in another language, please contact the MassDOT Title VI Specialist at 857-368-8580.

Portuguese: Caso esta informação seja necessária em outro idioma, favor contar o Especialista em Título VI do MassDOT pelo telefone 857-368-8580.

Spanish: Si necesita esta información en otro idioma, por favor contacte al especialista de MassDOT del Título VI al 857-368-8580.

Chinese Simplified: (mainland & Singapore): 如果需要使用其它语言了解信息，请联系马萨诸塞州交通部（MassDOT）《民权法案》第六章专员，电话857-368-8580。

Chinese Traditional: (Hong Kong & Taiwan): 如果需要使用其它語言了解信息，請聯繫馬薩諸塞州交通部（MassDOT）《民權法案》第六章專員，電話857-368-8580。

Russian: Если Вам необходима данная информация на любом другом языке, пожалуйста, свяжитесь со специалистом по Титулу VI Департамента Транспорта штата Массачусетс (MassDOT) по тел: 857-368-8580.

Haitian Creole: Si yon moun vle genyen enfòmasyon sa yo nan yon lòt lang, tanpri kontakte Espesyalis MassDOT Title VI la nan nimewo 857-368-8580.

Vietnamese: Nếu quý vị cần thông tin này bằng tiếng khác, vui lòng liên hệ Chuyên viên Luật VI của MassDOT theo số điện thoại 857-368-8580.

French: Si vous avez besoin d'obtenir une copie de la présente dans une autre langue, veuillez contacter le spécialiste du Titre VI de MassDOT en composant le 857-368-8580.

Italian: Se ha bisogno di ricevere queste informazioni in un’altra lingua si prega di contattare lo Specialista MassDOT del Titolo VI al numero 857-368-8580.

Khmer: ប្រសិនបើលោក-អ្នកត្រូវការបកប្រែព័ត៌មាននេះ សូមទាក់ទកអ្នកឯកទេសលើជំពូកទី6 របស់MassDot តាមរយៈលេខទូរស័ព្ទ 857-368-8580

Arabic: إن كنت بحاجة إلى هذه المعلومات بلغة أخرى، يُرجى الاتصال بأخصائي الفقرة السادسة على الهاتف 857-368-8580

ADA / 504 Notice of Nondiscrimination

The Massachusetts Department of Transportation (MassDOT) does not discriminate on the basis of disability in admission to its programs, services, or activities; in access to them; in treatment of individuals with disabilities; or in any aspect of their operations. MassDOT also does not discriminate on the basis of disability in its hiring or employment practices.

This notice is provided as required by Title II of the Americans with Disabilities Act of 1990 (ADA) and Section 504 of the Rehabilitation Act of 1973. Questions, complaints, or requests for additional information regarding ADA and Section 504 may be forwarded to:

Office of Diversity and Civil Rights
Massachusetts Department of Transportation
10 Park Plaza – 3rd floor
Boston, MA 02116-3969

Phone: 857-368-8580
TTY: 857-368-0603
Fax: 857-368-0602
Email: MASSDOT.CivilRights@state.ma.us

Office hours: 9:00 am to 5:00 pm

This notice is available from the Office of Diversity and Civil Rights in large print, on audio tape, and in Braille upon request.

Certifications

Self-Certification for the Commonwealth of Massachusetts

Compliance with Applicable Federal Regulation

In accordance with 23 CFR 450.218 (a) (or 334), the Massachusetts Department of Transportation hereby certifies that its statewide transportation planning process is addressing major issues facing the Commonwealth, and its non-urbanized areas, and is being carried out in accordance with all applicable requirements including:

- 23 USC 134 and 135, 49 USC Sections 5303 and 5304, and this subpart;
- Title VI of the Civil Rights Act of 1964, as amended (42 USC 2000 d-1) and the Title VI assurance (23 USC Section 324) and 49 CFR part 21;
- 49 USC 5332, prohibiting discrimination on the basis of race, color, creed, national origin, sex, or age, in employment or business opportunity;
- Section 1101 (b) of the FAST Act (Public Law. 112-141) and 49 CFR 26 regarding the involvement of Disadvantaged Business Enterprises in US DOT funded projects;
- 23 CFR part 230 regarding implementation of an equal employment opportunity program on federal and federal aid highway construction contracts;

- The provisions of the Americans with Disabilities Act of 1990 (42 USC 12101 et. seq.) and 49 CFR parts 27, 37 , and 38;
- Sections 174 and 175 (c) and (d) of the Clean Air Act, as amended {42 USC 7504, 7506 (c) and (d)} and 40 CFR part 93;
- The Older Americans Act, as amended by 42 USC 6101 prohibiting on the basis of age in programs and activities receiving Federal financial assistance;
- Section 324 of Title 23 USC regarding prohibition of discrimination based on gender;
- Section 504 of the Rehabilitation Act of 1973 (29 USC 794) and 49 CFR part 27, regarding discrimination against individuals with disabilities;
- Anti-lobbying provisions found at 49 USC part 20 and 23 CFR 630.112;

Additionally, each Metropolitan Planning Organization has certified that its Transportation Improvement Program complies with the above requirements.

_____ _____

Jamey Tesler Date

Acting Secretary & CEO

Financial Constraint

The financial plan contained herein is financially constrained; it ensures that the State Transportation Improvement Program reflects the maintenance and operation of our roadway and bridge system. Transit funding also satisfies federal requirements related to financial constraint. Federal transit funds are programmed in the State Transportation Improvement Program based upon estimates of funding for which there is a reasonable expectation of availability.

_____ _____

Jamey Tesler Date

Acting Secretary & CEO

Certification of the State Transportation Improvement Program

Whereas, the 1990 Clean Air Act Amendments (CAAA) require Metropolitan Planning Organizations (MPO) within non-attainment areas and/or attainment areas with maintenance plans to perform air quality conformity determinations prior to the approval of transportation plans and transportation improvement programs, and at such other times as required by regulation;

Whereas, an air quality conformity determination for 2022-2026 was conducted with each MPO endorsing an amended Regional Transportation Plan, concluding with the Commonwealth providing a conformity analysis on each MPO's TIPs and an air quality conformity determination being documented and approved by FHWA, FTA, EPA and DEP;

Whereas, all regionally significant transportation projects in the 2022-2026 State Transportation Improvement Program are contained in the collection of 2020 Regional Transportation Plans by the Commonwealth's MPOs;

Whereas, the State has completed its review in accordance with Section 176(c)(4) of the Clean Air Act as amended in 1990 [42 U.S.C. 7251 (a)], and hereby certifies that the FFY 2022-2026 STIP is financially constrained and that the implementation of the STIP, each MPO's TIP, and each MPO's 2020 Regional Transportation Plan all satisfy the criteria specified in both 310 CMR 60.03 (12/30/1994) and 40 CFR Part 51 and 93 (8/15/1997);

Whereas, based on current federal requirements, the FFY 2022-2026 STIP is consistent with the air quality goals of the Massachusetts State Implementation Plan;

Therefore, in accordance with 23 CFR Part 450 Section 324 (Development and content of the Metropolitan Transportation Plan) of the May 27, 2016 Final Rules for Statewide and Metropolitan Planning, the Commonwealth hereby endorses the FFY 2022-2026 State Transportation Improvement Program.

_____ _____

Jamey Tesler Date

Acting Secretary & CEO

STIP development

Local communities and Regional Planning Agencies (RPAs) partner with the MassDOT Highway Division to plan, design, permit, and construct hundreds of highway, bridge, roadway, and intermodal investments annually. The MBTA and the fifteen (15) Regional Transit Authorities (RTAs) in Massachusetts, in cooperation with local officials and the MassDOT Rail and Transit Division, plan, develop, and implement transit investments. Together, these investments are listed in this document and constitute the State Transportation Improvement Program (STIP).

What is a Metropolitan Planning Organization (MPO)?

An MPO is a federally-mandated regional body made up of local, regional and state officials. The MPO is responsible for transportation planning and for programming investments using federal surface transportation funds. In Massachusetts, each MPO has at least four common members: MassDOT Secretary & CEO, who serves as chair; MassDOT Highway Division Administrator; a representative from the respective Regional Planning Agency (RPA); and one from the relevant RTA for each region. Other members of MPOs are typically elected officials from sub-regional sets of municipalities. The MPOs in Massachusetts can be seen on the next page in Figure 1.

Figure 1 - Planning regions in Massachusetts

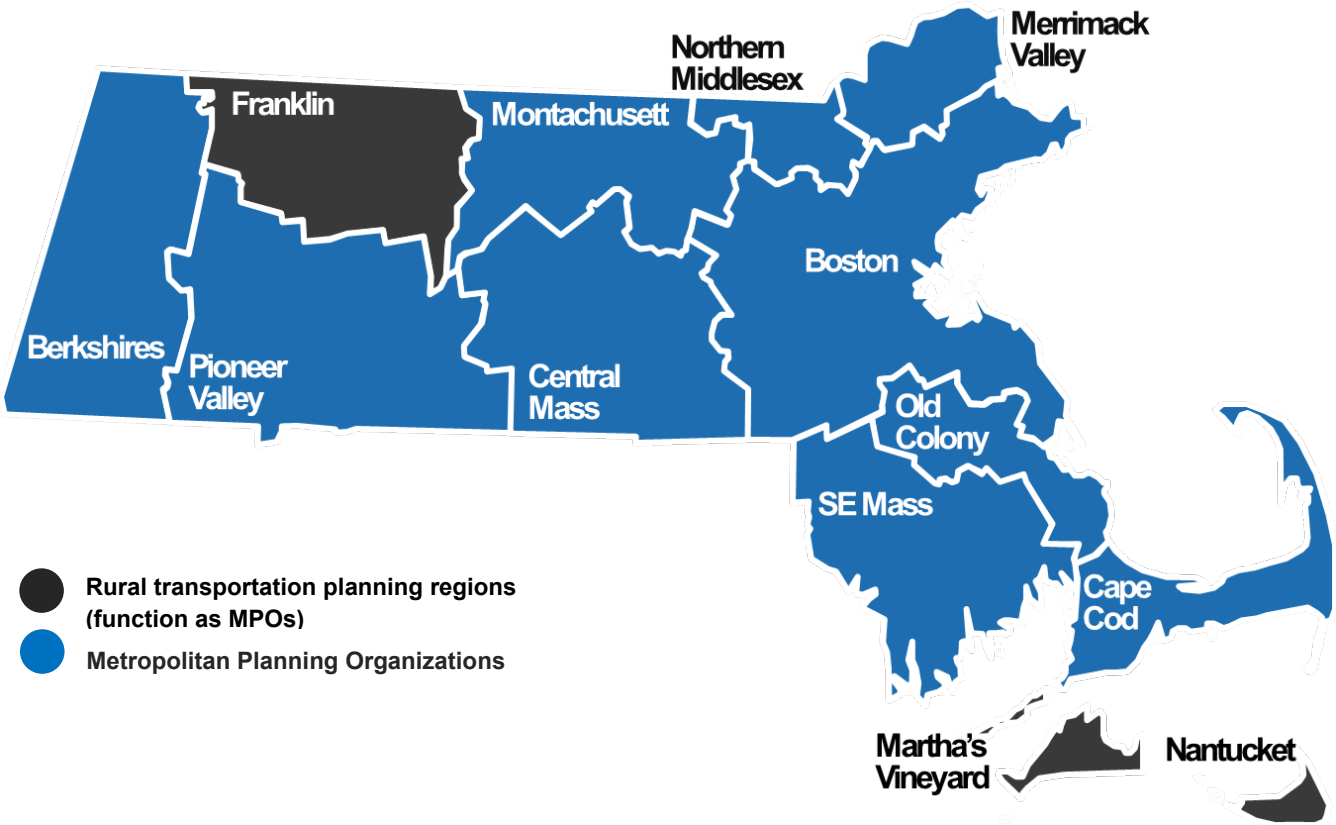

Are RPAs and MPOs the same thing?

RPAs and MPOs can be confusing because they encompass identical geographical boundaries in Massachusetts. The difference between MPOs and RPAs is that they serve different functions, and the terms should not be used interchangeably. A key distinction is that the MPO is the decision-making body

for a region that includes representatives from state agencies, RTAs, and municipalities. By contrast, MassDOT has a contracted agreement with each RPA to serve as staff to perform transportation planning, data collection and analysis that supports the MPO's decision-making. For the Boston MPO, the Central Transportation Planning Staff (CTPS) serve as the primary staff for the MPO. However, the Metropolitan Area Planning Council (MAPC), the Boston area RPA, also performs some of the MPO's planning and analysis functions.

What is a regional TIP?

Every year, each MPO region must prepare and update its Transportation Improvement Program (TIP), a five-year program of capital investments that reflects the needs of the regional transportation system. Under federal regulations, each TIP must be constrained to available funding; consistent with the respective region's long-range Regional Transportation Plan (RTP); and include an annual element or listing of investments to be advertised in the first year of the TIP. Like the STIP, the regional TIP is multimodal and has both a roadway and transit component.

How is the STIP developed?

The State Transportation Improvement Program (STIP) is a compilation of the thirteen regional Transportation Improvement Programs prepared annually by the state's ten MPOs and three rural regional planning entities that function as MPOs, and statewide programs advanced by MassDOT. It is a listing of priority transportation investments (highway and transit) listed by region and fiscal year.

The STIP is compiled annually by the MassDOT Office of Transportation Planning (OTP), in coordination with the MassDOT Highway Division, MassDOT Rail & Transit Division, the MPOs, the RTAs, and MassDOT's Federal Aid Programming and Reimbursement Office (FAPRO). The proposed STIP is then reviewed and approved by state and federal transportation and environmental agencies.

The STIP must be financially-constrained to the federal amounts allocated to Massachusetts. These investment lists undergo a comprehensive annual review and revision and are updated as needed throughout the Federal Fiscal Year (FFY) to reflect changes including cost variations, project readiness, or shifting priorities.

Figure 2 - Relationship between TIPs and the STIP



The STIP is also a subset of MassDOT and the MBTA's Capital Investment Plan (CIP). The CIP includes all investments using any funding source available to MassDOT or the MBTA, while the STIP only lists federally-aided investments.

What is the STIP development timeline?

Figure 3 - STIP development timeline

Jan	• Financial guidance developed to guide MPOs and asset managers
Feb	• MassDOT provides regional target funding projections to MPOs so that they can prioritize investments
March	• MPOs choose preferred projects for their draft TIPs in partnership with stakeholders
April	• MPOs release TIPs for public comment
May	• MassDOT compiles draft TIPs into the draft STIP and releases for public comment • MPOs endorse respective TIPs
June	• MassDOT compiles the endorsed TIPs into the final STIP and transmits to approving partners at Federal Highway Administration (FHWA), Federal Transit Administration (FTA), U.S. Environmental Protection Agency (EPA) and Massachusetts Department of Environmental Protection (DEP)
	• MassDOT begins advertising projects in new FFY

Funding the STIP

How are budgets set for the STIP?

MassDOT receives a funding "authorization" or estimate of total available federal funding from the Federal Highway Administration (FHWA). In recent years, this authorization has been approximately $600 million, though this has increased under the Fixing America's Surface Transportation (FAST) Act (2015) authorizations. Each year, Congress reviews the highway authorization during its budgeting process and sets a ceiling on how much can be spent from that authorization. This ceiling, called an obligation limitation, establishes the most MassDOT can spend in federal funding each year.

A portion of the federal highway funding allocated to Massachusetts is automatically held for the repayment of the Commonwealth's Accelerated Bridge Program, which was a program that was established to significantly reduce the number of structurally deficient bridges statewide. Additionally, a certain amount of funding is dedicated for statewide activities such as planning and adjustments. Approximately one-third of the funds available are dedicated to MPOs for regional priority projects. This distribution is determined according to a formula that is primarily based on each MPO's road mileage and population. The formula for distribution among the MPOs was developed by the Massachusetts Association of Regional Planning Agencies (MARPA), and is known as the "MARPA formula." FTA Section 5307, 5337, and 5339 funds are directly apportioned to 12 of the 15 RTAs based on urbanized area population and the

agreed-upon funding splits between other public transit agencies that fall into the Urbanized Zone Area (UZA). The other 3 “rural” RTAs are not direct recipients of FTA funding, instead receiving Section 5311 funds as sub recipients of MassDOT with funding splits based on formula.

What are the highway investment priorities and programs?

The 2022-202 STIP continues the alignment of investments that are categorized the same way as they are in MassDOT and the MBTA’s Capital Investment Plan (CIP). MassDOT and the MBTA’s capital investment strategy focuses on priorities, programs and then projects. Below are the programs found in the STIP and organized by priority.

Reliability Investments

These investments maintain and improve the overall condition and reliability of the transportation system. Reliability programs address the following:

- Necessary routine and capital maintenance
- State of Good Repair projects designed primarily to bring asset conditions up to an acceptable level
- Asset management and system preservation projects

Bridge program

This program involves the maintenance, reconstruction and replacement of state and municipally owned bridges across the Commonwealth.

Interstate pavement program

This program is focused on resurfacing and performing related work on the interstate.

Non-interstate pavement program

This program involves resurfacing and performing related work on non-interstate roads owned by MassDOT.

Roadway improvements program

This program performs pot hole, fencing, guardrail, and sidewalk maintenance repairs and other related improvements on non-interstate, state owned roadways. This program also includes federally funded stormwater retrofit projects. This program is preventative in nature, and is necessary to maximize the useful life and condition of roadways.

Safety improvements program

This program, which is both state and federally funded, repairs traffic signals, highway lighting systems, impact attenuators, traffic signs and pavement markings.

Modernization Investments

Modernization investments enhance the transportation system to make it safer and more accessible while also accommodating growth. Modernization programs address the following:

- Compliance with federal mandates or other statutory requirements for safety and/or accessibility improvements
- Projects that go beyond State of Good Repair and substantially modernize existing assets
- Projects that provide expanded capacity to accommodate current or anticipated demand on existing transportation systems

Americans with Disabilities Act (ADA) retrofits program

This program improves the condition and accessibility of state owned sidewalks. This program is necessary to meet obligations identified under MassDOT's ADA Transition Plan.

Intersection improvements program

This program upgrades and improves traffic signals and intersections. This program is necessary to meet safety improvement targets.

Intelligent Transportation Systems program

This program supports innovative and new communication equipment and information technology systems (signs, cameras, sensors, etc.) designed to provide real time traffic information to residents and visitors. This program is necessary to improve our network of communication tools and to allow drivers to make better informed decisions regarding travel options.

Roadway reconstruction program

This program improves the overall condition of roads, by supporting both small and large state and municipal investments, and includes improvements to bicycle and pedestrian user spaces.

Expansion Investments

Expansion investments provide more diverse transportation options for communities throughout the Commonwealth. Expansion programs address the following:

- Projects that expand highway, transit and rail networks and/or services
- Projects that expand bicycle and pedestrian networks to provide more transportation options and address health and sustainability objectives

Bicycle and pedestrian program

This program constructs multi-use paths and other trails that are independent from a roadway. In addition, this program will meet future needs identified through ongoing statewide bicycle and pedestrian planning efforts in MassDOT's Statewide Bicycle Plan and Statewide Pedestrian Plan.

Capacity program

This program adds new connections or expands the existing transportation network.

Highway funding overview

As previously mentioned, MassDOT divides federal highway funding that it receives between “funding for regional priorities,” which is allocated at the discretion of the MPOs for regional priority projects on the federal aid transportation system, and funding that is allocated at MassDOT’s discretion for use primarily on the state-owned transportation system. Each MPO’s regional target amount is composed of Congestion Mitigation and Air Quality Improvement Program (CMAQ), Highway Safety Improvement Program (HSIP), Surface Transportation Block Program (STBG), and Transportation Alternatives Program (TAP) funding. Statewide funding that is allocated at MassDOT's discretion includes the above categories as well as additional sources.

Congestion Mitigation and Air Quality Improvement Program (CMAQ)

CMAQ provides a flexible funding source for transportation investments and programs to help meet the requirements of the federal Clean Air Act. Funding is available to help reduce congestion and improve air quality for areas that do not meet the National Ambient Air Quality Standards for ozone, carbon monoxide, or particulate matter (nonattainment areas) and for former nonattainment areas that are now in compliance (maintenance areas).

In Massachusetts, a portion of CMAQ funding is prioritized and programmed by the MPOs. Prior to programming, proposed CMAQ investments are reviewed by the CMAQ Consultation Committee, which is responsible for determining whether a project shows an air quality benefit and is eligible for CMAQ funding. The

members of the Committee include representatives from MassDOT, Massachusetts Department of Environmental Protection (DEP), United States Department of Transportation (USDOT), U.S. Environmental Protection Agency (EPA), and the MPOs.

Highway Safety Improvement Program (HSIP)

The HSIP funds safety improvement investments to reduce the number and severity of crashes at dangerous locations. A highway safety improvement investment is any strategy, activity, or project on a public road that is consistent with each state's data-driven State Strategic Highway Safety Plan (SHSP) and corrects or improves a hazardous road location or addresses a highway safety problem.

National Highway Freight Program (NFP)

NFP was established in December 2015 through the FAST Act to improve the efficient movement of freight on the National Highway Freight Network (NHFN). The Commonwealth's Freight Plan was approved by FHWA on July 13, 2018. As the Freight Plan continues to develop, program sizes will be proposed in future STIPs according to need and appropriations.

National Highway Performance Program (NHPP)

NHPP provides support for the condition and performance of the National Highway System (NHS), including Interstate and non-Interstate routes and bridges. These investments ensure that federal-aid funds in highway construction

are on an eligible facility and support progress toward achievement of national performance goals for improving infrastructure condition, safety, mobility, or freight movement on the NHS, and that they are consistent with Metropolitan and Statewide planning requirements.

Surface Transportation Block Program (STBG)

STBG (formerly STP) provides flexible funding that may be used by locals, regions and states for projects to preserve and improve the conditions on, and performance of, any federal-aid highway, bridge, or tunnel, as well as for projects on any public road (except local roads and rural minor collectors), pedestrian and bicycle infrastructure, and transit capital projects, including intercity bus terminals. Fifty percent of a state's STBG funds are to be distributed to areas based on population (sub-allocated), with the remainder to be used in any area of the state. A portion of STBG funds (equal to 15 percent of a State's FY 2009 Highway Bridge Program apportionment) is to be set aside for bridges not on Federal-aid highways (off-system bridges), unless the Secretary determines the state has insufficient needs to justify this amount.

Transportation Alternatives Program (TAP)

TAP is a competitive program that funds a variety of transportation investment types. The funds are split 50 percent each between a statewide allocation of the funds and nine of the MPOs in the Commonwealth (Berkshire, Franklin, Martha's Vineyard and Nantucket are too small in population to receive such funds). MassDOT prioritizes the use of these funds for Safe Routes to School (SRTS)

investments sponsored by communities and the MPOs use their transportation evaluation criteria to select their TAP investments. MassDOT and the MPOs are not eligible project sponsors.

Highway Infrastructure Program (HIP)

HIP funds are new federal highway apportionments distributed to the Commonwealth in FFY 2018, 2019 , 2020 and 2021. HIP is a flexible funding source with the same eligibility and similar sub-allocation to STBG funding, and also comes with its own obligation limitation.

Coronavirus Response and Relief Supplemental Appropriations Act (CRRSAA)

CRRSAA funds is also a new federal highway apportionment distributed to the Commonwealth in FFY 2021. CRRSAA is considered a sub-set of HIP funding and has been provided to address coronavirus disease 2019 (COVID-19) impacts related to Highway Infrastructure Programs. CRRSAA funding can be used for up to 100% of the federal share of a project.

Earmarks

Certain funding categories are investment-specific, i.e. funds are ‘earmarked’ only for use in the development of a particular investment. This practice has ended in Congress, though some earmarks are still available for certain designated investments, and there are continued discussions of their inclusion in future authorizations.

Transportation bond bill funding

The Massachusetts Legislature passes transportation bond bills to provide state resources for investments in our transportation system. This provides the Commonwealth with authorization to issue bonds to support transportation capital expenditures. Such expenditures include matching funds for federally-funded STIP investments, both highway and transit, and Chapter 90 reimbursement funds for local transportation projects. The Executive Office of Administration and Finance issues bonds at its discretion subject to legislative authorization in transportation bond bills and subject to overall “bond cap” limits on the Commonwealth’s debt obligations.

On the following pages are the Highway funding tables presented by federal fiscal year.

Program Target Report

Federal Fiscal Year 2022 | STIP: 2022 - 2026 (D)

		Obligation Authority (Fed Aid only)	Matching Funds	FFY 2022 (Proposed) (Fed Aid + Match)
	Balance Obligation Authority	$617,656,364		
	Planned Redistribution Request	$50,000,000		
	Total Non-earmarked Funding Available	$667,656,364	$222,552,121	$890,208,485
Planning/Adjustments/Pass-throughs		$150,771,992	$15,473,930	$166,245,922
ABP GANS Repayment		$86,470,000	$0	$86,470,000
Award Adjustments, Change Orders, etc.		$25,530,442	$6,058,821	$31,589,263
Metropolitan Planning		$10,008,876	$2,502,219	$12,511,095
State Planning & Research		$20,431,055	$5,107,764	$25,538,819
Freight Plan Flex to Rail & Transit		$2,245,872	$561,468	$2,807,340
Recreational Trails		$1,186,729	$296,682	$1,483,411
Railroad Grade Crossings		$2,000,000	$222,222	$2,222,222
SRTS Education		$1,419,942	$354,986	$1,774,928
Transit Grant Program		$1,479,076	$369,769	$1,848,845
Regional Priorities				
Regional Share (%)	**MPO**	**$198,629,796**	**$49,657,449**	**$248,287,245**
3.5596	Berkshire Region	$7,070,426	$1,767,607	$8,838,033
42.9671	Boston Region	$85,345,463	$21,336,366	$106,681,829
4.5851	Cape Cod	$9,107,375	$2,276,844	$11,384,218
8.6901	Central Mass	$17,261,128	$4,315,282	$21,576,410
2.5397	Franklin Region	$5,044,601	$1,261,150	$6,305,751
0.3100	Martha's Vineyard	$615,752	$153,938	$769,690
4.4296	Merrimack Valley	$8,798,505	$2,199,626	$10,998,132
4.4596	Montachusett	$8,858,094	$2,214,524	$11,072,618
0.2200	Nantucket	$436,986	$109,246	$546,232
3.9096	Northern Middlesex	$7,765,630	$1,941,408	$9,707,038
4.5595	Old Colony	$9,056,526	$2,264,131	$11,320,657
10.8100	Pioneer Valley	$21,471,881	$5,367,970	$26,839,851
8.9601	Southeastern Mass	$17,797,428	$4,449,357	$22,246,785
Highway		**$318,254,576**	**$73,340,806**	**$391,595,382**
Reliability		**$223,238,954**	**$51,445,579**	**$274,684,533**
	Bridge	$141,111,978	$35,277,995	$176,389,973
	Bridge Inspections	$14,320,000	$3,580,000	$17,900,000
	Bridge Systematic Maintenance	$8,000,000	$2,000,000	$10,000,000
	Bridge On-system NHS	$87,429,947	$21,857,487	$109,287,434

Federal Fiscal Year 2022				STIP: 2022 - 2026 (D)
	Bridge On-system Non-NHS	$2,862,031	$715,508	$3,577,539
	Bridge Off-system	$28,500,000	$7,125,000	$35,625,000
	Interstate Pavement	$20,439,087	$2,271,010	$22,710,097
	Non-Interstate Pavement	$45,628,911	$11,407,228	$57,036,139
	Roadway Improvements	$892,165	$223,041	$1,115,206
	Safety Improvements	$15,166,813	$2,266,305	$17,433,118
Modernization		**$70,034,989**	**$15,650,069**	**$85,685,058**
	ADA Retrofits	$0	$0	$0
	Intersection Improvements	$13,382,482	$1,486,942	$14,869,424
	Intelligent Transportation Systems	$7,137,324	$1,784,331	$8,921,655
	Roadway Reconstruction	$49,515,183	$12,378,796	$61,893,979
Expansion		**$24,980,633**	**$6,245,158**	**$31,225,791**
	Bicycle and Pedestrian	$24,980,633	$6,245,158	$31,225,791
	Capacity	$0	$0	$0
	Grand Total	**$667,656,364**	**$138,472,185**	**$806,128,549**
	Difference from Funds Available	**$0**	**$84,079,936**	**$84,079,936**

Program Target Report

Federal Fiscal Year 2023 | STIP: 2022 - 2026 (D)

		Obligation Authority (Fed Aid only)	Matching Funds	FFY 2023 (Proposed) (Fed Aid + Match)
	Balance Obligation Authority	$630,537,333		
	Planned Redistribution Request	$50,000,000		
	Total Non-earmarked Funding Available	$680,537,333	$226,845,778	$907,383,111
Planning/Adjustments/Pass-throughs		$138,458,425	$11,802,279	$150,260,704
ABP GANS Repayment		$89,510,000	$0	$89,510,000
Award Adjustments, Change Orders, etc.		$12,383,176	$2,938,744	$15,321,920
Metropolitan Planning		$10,008,876	$2,502,219	$12,511,095
State Planning & Research		$20,431,055	$5,107,764	$25,538,819
Recreational Trails		$1,186,729	$296,682	$1,483,411
Railroad Grade Crossings		$2,000,000	$222,222	$2,222,222
SRTS Education		$1,458,634	$364,659	$1,823,293
Transit Grant Program		$1,479,955	$369,989	$1,849,944
Regional Priorities				
Regional Share (%)	**MPO**	**$202,968,036**	**$50,742,009**	**$253,710,045**
3.5596	Berkshire Region	$7,224,850	$1,806,213	$9,031,063
42.9671	Boston Region	$87,209,479	$21,802,370	$109,011,849
4.5851	Cape Cod	$9,306,287	$2,326,572	$11,632,859
8.6901	Central Mass	$17,638,125	$4,409,531	$22,047,657
2.5397	Franklin Region	$5,154,779	$1,288,695	$6,443,474
0.3100	Martha's Vineyard	$629,201	$157,300	$786,501
4.4296	Merrimack Valley	$8,990,672	$2,247,668	$11,238,340
4.4596	Montachusett	$9,051,563	$2,262,891	$11,314,453
0.2200	Nantucket	$446,530	$111,632	$558,162
3.9096	Northern Middlesex	$7,935,238	$1,983,810	$9,919,048
4.5595	Old Colony	$9,254,328	$2,313,582	$11,567,910
10.8100	Pioneer Valley	$21,940,845	$5,485,211	$27,426,056
8.9601	Southeastern Mass	$18,186,139	$4,546,535	$22,732,674
Highway		**$339,110,872**	**$77,990,959**	**$417,101,831**
Reliability		**$238,076,495**	**$54,824,910**	**$292,901,405**
	Bridge	$148,571,246	$37,142,812	$185,714,058
	Bridge Inspections	$0	$0	$0
	Bridge Systematic Maintenance	$8,629,176	$2,157,294	$10,786,470
	Bridge On-system NHS	$101,626,383	$25,406,596	$127,032,979
	Bridge On-system Non-NHS	$9,815,687	$2,453,922	$12,269,609

Program Target Report

Federal Fiscal Year 2023				STIP: 2022 - 2026 (D)
	Bridge Off-system	$28,500,000	$7,125,000	$35,625,000
	Interstate Pavement	$21,984,865	$2,442,763	$24,427,628
	Non-Interstate Pavement	$50,190,420	$12,547,605	$62,738,025
	Roadway Improvements	$1,016,108	$254,027	$1,270,135
	Safety Improvements	$16,313,856	$2,437,703	$18,751,559
Modernization		**$75,331,630**	**$16,740,362**	**$92,071,992**
	ADA Retrofits	$1,245,537	$311,384	$1,556,921
	Intersection Improvements	$15,066,326	$1,674,036	$16,740,362
	Intelligent Transportation Systems	$7,117,351	$1,779,338	$8,896,689
	Roadway Reconstruction	$51,902,416	$12,975,604	$64,878,020
Expansion		**$25,702,747**	**$6,425,687**	**$32,128,434**
	Bicycle and Pedestrian	$25,702,747	$6,425,687	$32,128,434
	Capacity	$0	$0	$0
	Grand Total	**$680,537,333**	**$140,535,247**	**$821,072,580**
	Difference from Funds Available	**$0**	**$86,310,531**	**$86,310,531**

Program Target Report

Federal Fiscal Year 2024				STIP: 2022 - 2026 (D)
		Obligation Authority (Fed Aid only)	Matching Funds	FFY 2024 (Proposed) (Fed Aid + Match)
	Balance Obligation Authority	$643,686,929		
	Planned Redistribution Request	$50,000,000		
	Total Non-earmarked Funding Available	$693,686,929	$231,228,976	$924,915,905
Planning/Adjustments/Pass-throughs		$142,974,186	$11,812,469	$154,786,655
ABP GANS Repayment		$93,985,000	$0	$93,985,000
Award Adjustments, Change Orders, etc.		$12,383,176	$2,938,744	$15,321,920
Metropolitan Planning		$10,008,876	$2,502,219	$12,511,095
State Planning & Research		$20,431,055	$5,107,764	$25,538,819
Freight Plan Flex to Rail & Transit		$0	$0	$0
Recreational Trails		$1,186,729	$296,682	$1,483,411
Railroad Grade Crossings		$2,000,000	$222,222	$2,222,222
SRTS Education		$1,498,596	$374,649	$1,873,245
Transit Grant Program		$1,480,754	$370,189	$1,850,943
Regional Priorities				
Regional Share (%)	**MPO**	**$205,628,284**	**$51,407,071**	**$257,035,355**
3.5596	Berkshire Region	$7,319,544	$1,829,886	$9,149,430
42.9671	Boston Region	$88,352,510	$22,088,128	$110,440,638
4.5851	Cape Cod	$9,428,262	$2,357,066	$11,785,328
8.6901	Central Mass	$17,869,303	$4,467,326	$22,336,629
2.5397	Franklin Region	$5,222,342	$1,305,585	$6,527,927
0.3100	Martha's Vineyard	$637,448	$159,362	$796,810
4.4296	Merrimack Valley	$9,108,510	$2,277,128	$11,385,638
4.4596	Montachusett	$9,170,199	$2,292,550	$11,462,749
0.2200	Nantucket	$452,382	$113,096	$565,478
3.9096	Northern Middlesex	$8,039,243	$2,009,811	$10,049,054
4.5595	Old Colony	$9,375,622	$2,343,905	$11,719,527
10.8100	Pioneer Valley	$22,228,417	$5,557,104	$27,785,522
8.9601	Southeastern Mass	$18,424,500	$4,606,125	$23,030,625
Highway		**$345,084,459**	**$79,364,804**	**$424,449,263**
Reliability		**$242,270,228**	**$55,790,652**	**$298,060,880**
	Bridge	$151,188,395	$37,797,099	$188,985,494
	Bridge Inspections	$14,320,000	$3,580,000	$17,900,000
	Bridge Systematic Maintenance	$8,756,680	$2,189,170	$10,945,850
	Bridge On-system NHS	$89,650,991	$22,412,748	$112,063,739

	Bridge On-system Non-NHS	$9,960,724	$2,490,181	$12,450,905
	Bridge Off-system	$28,500,000	$7,125,000	$35,625,000
	Interstate Pavement	$22,372,137	$2,485,793	$24,857,930
	Non-Interstate Pavement	$51,074,457	$12,768,614	$63,843,071
	Roadway Improvements	$1,034,007	$258,502	$1,292,509
	Safety Improvements	$16,601,232	$2,480,644	$19,081,876
Modernization		**$76,658,629**	**$17,035,251**	**$93,693,880**
	ADA Retrofits	$0	$0	$0
	Intersection Improvements	$15,331,726	$1,703,525	$17,035,251
	Intelligent Transportation Systems	$7,137,266	$1,784,317	$8,921,583
	Roadway Reconstruction	$54,189,637	$13,547,409	$67,737,046
Expansion		**$26,155,602**	**$6,538,901**	**$32,694,503**
	Bicycle and Pedestrian	$26,155,602	$6,538,901	$32,694,503
	Capacity	$0	$0	$0
	Grand Total	**$693,686,929**	**$142,584,344**	**$836,271,273**
	Difference from Funds Available	**$0**	**$88,644,632**	**$88,644,632**

Program Target Report

Federal Fiscal Year 2025				STIP: 2022 - 2026 (D)
		Obligation Authority (Fed Aid only)	Matching Funds	FFY 2025 (Proposed) (Fed Aid + Match)
	Balance Obligation Authority	$657,110,754		
	Planned Redistribution Request	$50,000,000		
	Total Non-earmarked Funding Available	$707,110,754	$235,703,585	$942,814,339
Planning/Adjustments/Pass-throughs		$171,174,185	$11,812,469	$182,986,654
ABP GANS Repayment		$122,185,000	$0	$122,185,000
Award Adjustments, Change Orders, etc.		$12,383,176	$2,938,744	$15,321,920
Metropolitan Planning		$10,008,876	$2,502,219	$12,511,095
State Planning & Research		$20,431,055	$5,107,764	$25,538,819
Recreational Trails		$1,186,729	$296,682	$1,483,411
Railroad Grade Crossings		$2,000,000	$222,222	$2,222,222
SRTS Education		$1,399,349	$349,837	$1,749,186
Transit Grant Program		$1,580,000	$395,000	$1,975,000
Regional Priorities				
Regional Share (%)	**MPO**	**$200,827,858**	**$50,206,964**	**$251,034,822**
3.5596	Berkshire Region	$7,148,668	$1,787,167	$8,935,836
42.9671	Boston Region	$86,289,907	$21,572,477	$107,862,383
4.5851	Cape Cod	$9,208,158	$2,302,040	$11,510,198
8.6901	Central Mass	$17,452,142	$4,363,035	$21,815,177
2.5397	Franklin Region	$5,100,425	$1,275,106	$6,375,531
0.3100	Martha's Vineyard	$622,566	$155,642	$778,208
4.4296	Merrimack Valley	$8,895,871	$2,223,968	$11,119,838
4.4596	Montachusett	$8,956,119	$2,239,030	$11,195,149
0.2200	Nantucket	$441,821	$110,455	$552,277
3.9096	Northern Middlesex	$7,851,566	$1,962,891	$9,814,457
4.5595	Old Colony	$9,156,746	$2,289,187	$11,445,933
10.8100	Pioneer Valley	$21,709,491	$5,427,373	$27,136,864
8.9601	Southeastern Mass	$17,994,377	$4,498,594	$22,492,971
Highway		**$335,108,710**	**$77,070,514**	**$412,179,224**
Reliability		**$235,266,646**	**$54,177,848**	**$289,444,494**
	Bridge	$146,817,820	$36,704,455	$183,522,275
	Bridge Inspections	$0	$0	$0
	Bridge Systematic Maintenance	$7,992,276	$1,998,069	$9,990,345
	Bridge On-system NHS	$101,234,330	$25,308,583	$126,542,913
	Bridge On-system Non-NHS	$9,091,214	$2,272,804	$11,364,018

Federal Fiscal Year 2025				STIP: 2022 - 2026 (D)
	Bridge Off-system	$28,500,000	$7,125,000	$35,625,000
	Interstate Pavement	$21,725,400	$2,413,933	$24,139,333
	Non-Interstate Pavement	$49,597,989	$12,399,497	$61,997,486
	Roadway Improvements	$1,004,116	$251,029	$1,255,145
	Safety Improvements	$16,121,321	$2,408,933	$18,530,254
Modernization		**$74,442,571**	**$16,542,793**	**$90,985,364**
	ADA Retrofits	$1,230,836	$307,709	$1,538,545
	Intersection Improvements	$14,888,514	$1,654,279	$16,542,793
	Intelligent Transportation Systems	$6,930,941	$1,732,735	$8,663,676
	Roadway Reconstruction	$51,392,280	$12,848,070	$64,240,350
Expansion		**$25,399,493**	**$6,349,873**	**$31,749,366**
	Bicycle and Pedestrian	$25,399,493	$6,349,873	$31,749,366
	Capacity	$0	$0	$0
	Grand Total	**$707,110,753**	**$139,089,947**	**$846,200,700**
	Difference from Funds Available	**$1**	**$96,613,638**	**$96,613,639**

Program Target Report

Federal Fiscal Year 2026				STIP: 2022 - 2026 (D)
		Obligation Authority (Fed Aid only)	Matching Funds	FFY 2026 (Proposed) (Fed Aid + Match)
	Balance Obligation Authority	$670,814,528		
	Planned Redistribution Request	$50,000,000		
	Total Non-earmarked Funding Available	$720,814,528	$240,271,509	$961,086,037
Planning/Adjustments/Pass-throughs		$182,609,185	$11,812,469	$194,421,654
ABP GANS Repayment		$133,620,000	$0	$133,620,000
Award Adjustments, Change Orders, etc.		$12,383,176	$2,938,744	$15,321,920
Metropolitan Planning		$10,008,876	$2,502,219	$12,511,095
State Planning & Research		$20,431,055	$5,107,764	$25,538,819
Recreational Trails		$1,186,729	$296,682	$1,483,411
Railroad Grade Crossings		$2,000,000	$222,222	$2,222,222
SRTS Education		$1,399,349	$349,837	$1,749,186
Transit Grant Program		$1,580,000	$395,000	$1,975,000
Regional Priorities				
Regional Share (%)	**MPO**	**$195,612,737**	**$48,903,184**	**$244,515,922**
3.5596	Berkshire Region	$6,963,031	$1,740,758	$8,703,789
42.9671	Boston Region	$84,049,120	$21,012,280	$105,061,401
4.5851	Cape Cod	$8,969,040	$2,242,260	$11,211,300
8.6901	Central Mass	$16,998,942	$4,249,736	$21,248,678
2.5397	Franklin Region	$4,967,977	$1,241,994	$6,209,971
0.3100	Martha's Vineyard	$606,399	$151,600	$757,999
4.4296	Merrimack Valley	$8,664,862	$2,166,215	$10,831,077
4.4596	Montachusett	$8,723,546	$2,180,886	$10,904,432
0.2200	Nantucket	$430,348	$107,587	$537,935
3.9096	Northern Middlesex	$7,647,676	$1,911,919	$9,559,594
4.5595	Old Colony	$8,918,963	$2,229,741	$11,148,703
10.8100	Pioneer Valley	$21,145,737	$5,286,434	$26,432,171
8.9601	Southeastern Mass	$17,527,097	$4,381,774	$21,908,871
Highway		**$342,592,606**	**$78,791,710**	**$421,384,316**
Reliability		**$240,520,793**	**$55,387,786**	**$295,908,579**
	Bridge	$150,096,662	$37,524,166	$187,620,828
	Bridge Inspections	$14,320,000	$3,580,000	$17,900,000
	Bridge Systematic Maintenance	$5,619,593	$1,404,898	$7,024,491
	Bridge On-system NHS	$94,900,000	$23,725,000	$118,625,000
	Bridge On-system Non-NHS	$6,757,069	$1,689,267	$8,446,336

	Bridge Off-system	$28,500,000	$7,125,000	$35,625,000
	Interstate Pavement	$22,210,588	$2,467,843	$24,678,431
	Non-Interstate Pavement	$50,705,648	$12,676,412	$63,382,060
	Roadway Improvements	$1,026,540	$256,635	$1,283,175
	Safety Improvements	$16,481,355	$2,462,731	$18,944,086
Modernization		**$76,105,078**	**$16,912,240**	**$93,017,318**
	ADA Retrofits	$0	$0	$0
	Intersection Improvements	$15,221,016	$1,691,224	$16,912,240
	Intelligent Transportation Systems	$7,085,728	$1,771,432	$8,857,160
	Roadway Reconstruction	$53,798,334	$13,449,584	$67,247,918
Expansion		**$25,966,735**	**$6,491,684**	**$32,458,419**
	Bicycle and Pedestrian	$25,966,735	$6,491,684	$32,458,419
	Capacity	$0	$0	$0
	Grand Total	**$720,814,528**	**$139,507,363**	**$860,321,892**
	Difference from Funds Available	**$0**	**$100,764,146**	**$100,764,145**

Transit funding overview

The Federal Transit Administration (FTA) provides financial assistance to develop new transit systems and improve, maintain, and operate existing systems. FTA funds are provided directly to the MBTA and Regional Transit Authorities (RTAs) throughout the Commonwealth. The federal funding sources are presented below:

Urbanized Area Formula Grant - Section 5307

5307 program funds are used for public transportation capital and operating assistance and for transportation-related planning. Eligible activities include planning, engineering design, capital investments in bus and bus-related activities, crime prevention and security equipment, construction of maintenance and passenger facilities, and capital investments in new and existing fixed guideway systems including rolling stock, the overhaul and rebuilding of vehicles, track, signals, communications, and computer hardware and software.

Fixed-Guideway Capital Investment Grants – Section 5309

5309 provides grants for new and expanded rail, bus rapid transit, and ferry systems that reflect local priorities to improve transportation options in key corridors. This program includes a category known as core capacity projects, which expand capacity by at least 10% in existing fixed-guideway transit corridors that are already at or above capacity today, or are expected to be at or above capacity within five years.

Enhanced Mobility of Seniors and Individuals with Disabilities - Section 5310

5310 program funds are used to improve mobility for seniors and individuals with disabilities. FTA provides financial assistance for transportation services that are planned, designed, and carried out to meet the special transportation needs of elderly individuals and individuals with disabilities in all areas—urbanized, small urban, and rural.

MassDOT administers the Section 5310 program through a single application process that includes Section 5310, 5339 and the Commonwealth funded Mobility Assistance Program (MAP). A committee advises MassDOT by reviewing and scoring applications for funding under 5310 and MAP. Once applicants are selected, MassDOT develops the program of projects and submits the Section 5310 application to FTA.

Formula Grant for Rural Areas - Section 5311

5311 program funds are used to enhance access for people in non-urbanized areas to health care, shopping, education, employment, public services, and recreation. They are also used to assist in the maintenance, development, improvement, and use of public transportation systems in non-urbanized areas.

State of Good Repair Grants - Section 5337

5337 is a formula-based State of Good Repair program dedicated to repairing and upgrading the nation's rail transit systems along with high-

intensity motor bus systems that use high-occupancy vehicle lanes, including bus rapid transit (BRT).

Bus and Bus Facilities - Section 5339

5339 program funds are used to replace, rehabilitate, and purchase buses and related equipment as well as construction of bus-related facilities.

In addition, the Commonwealth and local entities provide the required match to federal funds from the following sources:

Regional Transit Authority Capital Assistance – RTACAP

RTACAP are state funds primarily used for RTA capital projects, including matching funds for federally funded projects.

Mobility Assistance Program - MAP

MAP funds are state capital dollars to transit agencies, councils on aging, and private non-profits for the purchase of vehicles to be used in the provision of transportation services to the elderly and persons with disabilities. MAP is administered by MassDOT under the Section 5310 program through an application process.

State Contract Assistance - SCA

SCA funds are state operating assistance for transit, provided through the Commonwealth Transportation Fund (CTF) and the Massachusetts Transportation Trust Fund (MTTF). These funds are used for operating expenditures through contracts between the RTAs and MassDOT's Rail and Transit Division.

Transportation Development Credits - TDC

FHWA and FTA allow states to substitute certain previously financed toll investments for the state matching funds that are required for federal projects. This permits states to use TDCs, commonly known as Toll Credits, to match federal funds.

Local Funds

These funds include any local contributions to transit operations.

Transit provider	2022-2026 total funding programmed:
Berkshire Regional Transit Authority	$3,586,875
Brockton Area Transit	$47,411,250
Cape Ann Transit Authority	$6,181,250
Cape Cod Regional Transit Authority	$76,777,778
Franklin Regional Transit Authority	$14,707,251
Greater Attleboro-Taunton Regional Transit Authority	$47,427,876
Lowell Regional Transit Authority	$79,148,772
Massachusetts Bay Transportation Authority	$3,382,985,444
Merrimack Valley Regional Transit Authority	$50,258,260
MetroWest Regional Transit Authority	$37,818,276
Montachusett Regional Transit Authority	$12,125,870
Nantucket Regional Transit Authority	$12,125,870
Pioneer Valley Regional Transit Authority	$132,498,713
Southeastern Regional Transit Authority	$77,707,120
Vineyard Transit Authority	$31,827,500
Worcester Regional Transit Authority	$90,596,366
MassDOT	$184,753,575
Total	**$4,275,812,176**

Note: Total funding programmed includes federal, state and local sources

Programming the STIP

How is a TIP developed?

Development of a TIP is a cooperative effort among MPO members, communities, and elected officials. MPO staff and MassDOT jointly manage the roadway, bridge and intermodal portion of the TIP. The Office of Transportation Planning (OTP) and the MassDOT Highway Division District Offices generally represent the MassDOT Secretary & CEO and the MassDOT Highway Division Administrator during the development of the TIP. The Chief Engineer, Highway Engineering, Right of Way, and Environmental departments participate in the development of each regional TIP through the annual “TIP Readiness Days” in which recommendations are made to each MPO’s staff concerning proposed investments.

As projects progress through the development process, funding must be identified in order for them to be constructed. MassDOT and our MPO partners utilize an evaluation process to consider the merits of each project. MPOs use established Transportation Evaluation Criteria to score projects, while MassDOT utilizes asset management systems and an evaluation system which was established in 2016. This evaluation system is multimodal and was an outcome of the Project Selection Advisory Council which was established by the Legislature. After evaluation, MPOs convene to choose projects for their respective regional TIPs. Stakeholders are encouraged to participate in the project prioritization process, as well as, community-based organizations and

social service agencies, to ensure that the views and opinions of all transportation users are considered in the decision making process.

The TIP development process begins with a public announcement and solicitation of investments from community partners to be recommended for TIP programming. Based on the scoring of projects and public input, each MPO and MassDOT develop a preliminary proposal of highway investments to be funded. For transit, each RTA works with MPO staff and MassDOT to develop a preliminary proposal for transit projects to be funded. The boards for each respective MPO comments on these proposals, makes changes as needed, and votes to release the proposals for a twenty-one day public comment period. During this time, the TIP is reviewed by each MPO's advisory committee who provide feedback. Finally, each MPO meets to formally endorse its TIP.

How does MassDOT involve the public?

Since the STIP is a compilation of regional TIPs – containing both state and regional projects – MassDOT utilizes the public outreach program of the MPOs to gain feedback and hear regional perspectives. Once the STIP is assembled, a draft version is published on MassDOT's website: https://www.mass.gov/service-details/state-transportation-improvement-program-stip and MPOs are requested to inform their stakeholders of the opportunity to comment. The STIP webpage provides an option for members of the public to sign up for notifications of changes to the STIP, which is an important resource for the Commonwealth's residents to remain informed and up to date on transportation projects throughout the Commonwealth. After the close of a 21-day comment period, MassDOT

summarizes and considers all comments received, and includes the comments received in the Appendix of the STIP.

How are projects added or removed from the STIP?

The STIP is a “living” document and is likely to be modified by individual MPOs during the course of the year. Modifications require formal MPO endorsement, including a public comment period for a TIP “amendment,” a process that can take up to twelve weeks. In some cases, however, the change can be accomplished through a TIP “adjustment,” with MPO member consensus. MPO staff advise on which procedure is needed based on each MPO’s bylaws. Once an adjustment or amendment occurs on a regional TIP, it is transmitted to MassDOT to adjust or amend the STIP. Following STIP modification, MassDOT requests approval from our federal partners. Should MassDOT need to amend the STIP for investments that do not appear on a regional TIP, a public comment period is commenced for twenty one days, and the amendment is posted to the MassDOT STIP webpage. For more information on MassDOT’s STIP amendment and adjustment procedures, please see Appendix B.

To be notified about STIP amendments, please sign-up through the STIP webpage located at: https://www.mass.gov/service-details/state-transportation-improvement-program-stip.

Federal Emphasis Areas

Performance-Based Planning

Performance-based planning refers to the process of tracking progress toward achieving critical transportation goals, including safety, the condition of both roadway and transit infrastructure, travel time reliability, and congestion, among others. The establishment of performance targets helps MassDOT make strategic decisions and identify the most crucial transportation needs in Massachusetts.

The transition to performance-based planning was established under MAP-21 and is continued under the current federal transportation authorization, “Fixing America’s Surface Transportation” (FAST Act). Since the passage of the FAST Act in 2015, the Federal Highway Administration (FHWA) has published several rules in the Federal Register related to the National Performance Management Measure Regulations, which assess the performance of federal funding programs and the planning process. Additionally, the Federal Transit Administration (FTA) has developed rules to establish a systematic process for tracking and improving both public transportation capital assets and transit safety. These rules establish a set of performance measures for state DOTs and Metropolitan Planning Organizations (MPOs) to adhere to.

MassDOT, through OTP and the Office of Performance Management and Innovation (OPMI), consistently works with a sub-committee of representatives from the Transportation Manager's Group (TMG) on the implementation of performance-based planning. The sub-committee facilitated the development and adoption of the Commonwealth's "Performance Based Planning and Programming Agreement" by and among MassDOT, the MPOs, TPOs and RTAs in the Commonwealth. The sub-committee coordination facilitated MPO adoption of MassDOT's safety measures (PM1) in February 2018, 2019, 2020 and 2021.

Note: The Transportation Managers Group (TMG) includes representatives from each of the RPAs in the Commonwealth who convene regularly to discuss pertinent transportation planning topics. This meeting is attended by OTP, FHWA and FTA.

Sub-committee work also aided with the establishment of measures addressing pavement and bridge condition (PM2) and system performance targets (PM3), which were submitted as part of MassDOT's baseline federal reporting on October 1, 2018 and subsequently adopted by the MPOs by November 30, 2018. MassDOT's mid-performance period report to FHWA was submitted in September 2020, with slight modifications to PM3 measures. A more detailed description of how each measure was set is outlined in the sections below.

In addition to establishing Federal performance targets, MassDOT develops an annual performance management report entitled Tracker containing performance targets developed on the state level. The 2020 Tracker Report summarizes MassDOT's performance for Fiscal Year 2020 (July 2019 through June 2020). Performance is reported by its four operational divisions: Highway, Aeronautics, Registry of Motor Vehicles, Rail & Transit, and the MBTA. MassDOT uses the data and performance targets within this report to make strategic decisions and to size funding programs for the Capital Investment Plan (CIP).

The national performance goals for the Federal highway programs are as follows:

Safety

- To achieve a significant reduction in traffic fatalities and serious injuries on all public roads.

Infrastructure condition

- To maintain the highway infrastructure asset system in a state of good repair

Congestion reduction

- To achieve a significant reduction in congestion on the National Highway System

System reliability

- To improve the efficiency of the surface transportation system

Freight movement and economic vitality

- To improve the national freight network, strengthen the ability of rural communities to access national and international trade markets, and support regional economic development

Environmental sustainability

- To enhance the performance of the transportation system while protecting and enhancing the natural environment

Reduced project delivery delays

- To reduce project costs, promote jobs and the economy, and expedite the movement of people and goods by accelerating project completion by eliminating delays in the project development and delivery process, including reducing regulatory burdens and improving agencies' work practices

The Federal Highway Administration's (FHWA) Performance Measures (PM) established under MAP-21 and continued under the FAST Act are described below:

FHWA Performance Measures	Targets	Next Target Setting Deadline (MassDOT)
Safety (PM1)	-Serious Injuries/Fatalities by Calendar Year, (five year rolling averages and rates per 100m VMT)	*Established August 30, 2017* Updated February 28, 2021 Interval: Each Calendar Year
NHS Bridge and Pavement Condition (PM2)	-% pavement lane miles, % bridge deck in good and poor condition	*Established May 20, 2018* Mid-Performance Period Reporting Deadline:* October 1, 2020 Interval: 2 and 4 yrs.
CMAQ and Freight (PM3)	-truck travel time reliability (TTTR) and level of travel time reliability (LOTTR) -peak hour excessive delay (PHED) by Urbanized Zone Area (UZA) -% non SOV travel by UZA -air pollutant emissions	*Established May 20, 2018* Mid-Performance Period Reporting Deadline: October 1, 2020 Interval: 2 and 4 yrs.

*MassDOT maintained originally established PM2 targets, and updated within the mid-performance period progress report which was due by October 1, 2020.

Safety Performance Measures (PM1)

In all safety categories, MassDOT has established a long-term target of “Toward Zero Deaths” consistent with FHWA goals and through MassDOT’s Performance Measures Tracker. MassDOT will be establishing safety targets for MPOs to consider for adoption each calendar year. While MPOs are not required by FHWA to report on annual safety performance targets, FHWA guidelines require MPOs to adopt MassDOT’s annual targets or perennially establish their own.

The safety measures that MassDOT established for calendar year (CY) 2021, and adopted by all thirteen (13) MPOs in February 2021, are as follows:

1) **Fatalities:** The target number of fatalities for CY 2021 is 339, down from an average of 347 for 2016-2020.
2) **Rate of Fatalities per 100 million VMT**: The target fatality rate for CY 2021 is 0.55, down from a 0.56 average for years 2016–2020**.**
3) **Serious Injuries:** The target number of incapacitating injuries for CY 2020 is 2,580, down from the average of 2,869 for years 2016–20120.
4) **Rate of Serious Injuries per 100 million VMT:** The incapacitating injury rate target for CY 2021 is 4.23 per year, down from the 4.30 average rate for years 2016–2020.
5) **Total Number of Combined Serious Injuries and Fatalities for Non-Motorized Modes:** The CY 2020 target number of fatalities and incapacitating injuries for non-motorists is 506 per year, down from the average of 517 for years 2016-2020.

In January 2019, MassDOT updated its Strategic Highway Safety Plan, which provides a new framework for reducing fatalities and serious injuries on the state's surface transportation network and assists in identifying emphasis areas to address safety concerns.

Moving forward, MassDOT, along with the MPOs, is actively seeking to improve data collection and methodology for bicycle and pedestrian vehicle miles traveled (VMT) counts, and to continue analyzing crash clusters and counts that include both motorized and non-motorized modes in order to address safety issues at these locations. Part of the effort to mitigate safety concerns at conflict points included coordination with our regional partners on MassDOT's Statewide Bicycle Plan and Statewide Pedestrian Plan, which are now complete. The local and regional agencies in the Commonwealth are key partners in identifying safety needs and implementing recommendations outlined in each of these plans.

Safety Investments

MassDOT, the MPOs and our municipal partners have continued investing in "Complete Streets," bicycle and pedestrian, intersection and safety improvements in both the Capital Investment Plan (CIP) and Statewide Transportation Improvement Program (STIP) that address increasing mode share while incorporating safety mitigation elements into projects. In the FFY 2022-2026 STIP there is approximately $175.8 million (federal aid) in Highway Safety Improvement Program (HSIP) investments that have been identified.

Although a portion of HSIP funding is programmed within MassDOT's Safety Improvements program, much of it is dispersed across the Intersection Improvements and Roadway Reconstruction programs as well. Additionally, the MPOs fund HSIP projects using regional target funding.

The table below displays the total amount of HSIP funding programmed within each year of the STIP. Consistent with federal guidance on using HSIP funding to advance the goal areas identified in PM1 within the Safety Performance Measures Final Rule, MassDOT is committed to programming the annual HSIP apportionment to the extent practicable. However, it is important to note that the HSIP funding programmed is limited to annual obligation authority and available carryover balances, which is why sometimes the funding programmed may be greater than or less than the apportionment.

Year	***Highway Safety Improvement Program (HSIP) Apportionment***	***HSIP Funding Programmed***
2022	$36,109,811	$19,172,762
2023	$36,862,866	$36,855,549
2024	$37,631,626	$43,097,771
2025	$38,416,418	$38,784,816
2026	$39,223,163	$37,770,517
Total	**$188,243,884**	**$175,681,415**

Bridge & Pavement Performance Measures (PM2)

In May 2018, MassDOT adopted statewide targets for pavement and bridge condition. In setting these targets, MassDOT followed FHWA guidelines by measuring bridges and pavement condition using the 9-point National Bridge Inventory Standards (NBIS); the International Roughness Index (IRI); the presence of pavement rutting; and the presence of pavement cracking. Two-year and four-year targets were set for six individual performance measures: percent of bridges in good condition; percent of bridges in poor condition; percent of Interstate pavement in good condition; percent of Interstate pavement in poor condition; percent of non-Interstate pavement in good condition; and percent of non-Interstate pavement in poor condition. All of the above performance measures are tracked in greater detail in MassDOT's Transportation Asset Management Plan (TAMP).

Targets for bridge-related performance measures were determined by identifying which bridge projects are programmed and projecting at what rate bridge conditions deteriorate. The bridge-related performance measures focus on the percentage of deck area, rather than the total number of bridges.

Targets for pavement-related performance measures were based on a single year of data collection, and thus were set to remain constant under the guidance of FHWA. These measures were revisited at the 2-year mark (2020) utilizing three years of data for more informed target setting, and MassDOT chose to keep the targets set in 2018.

MassDOT continues to measure pavement quality and to set statewide short-term and long-term targets in the MassDOT Performance Management Tracker using the Pavement Serviceability Index (PSI), which differs from IRI. These measures and targets are used in conjunction with federal measures to inform program sizing and project selection.

Performance Measure	Baseline (2017)	2-year target (2020)	4-year target (2022)
Bridges in good condition	15.22%	15%	16%
Bridges in poor condition	12.37%	13%	12%
Interstate Pavement in good condition	74.2%	70%	70%
Interstate Pavement in poor condition	0.1%	4%	4%
Non-Interstate Pavement in good condition	32.9%	30%	30%
Non-Interstate Pavement in poor condition	31.4%	30%	30%

Bridge and Pavement Investments

To maintain the existing transportation system and to contribute to achieving the targets identified above, MassDOT's Highway Division invests a significant amount of funding to improve the reliability and efficiency of the overall roadway network - mainly by improving bridge and pavement conditions. The table below display the total amount of NHPP funding programmed (federal aid + match) within MassDOT's Interstate and non-Interstate Pavement Programs, and NHPP-on System funding programmed within MassDOT's Bridge Program in each year of the STIP.

Year	***NHPP - Interstate Pavement Program***	***NHPP – Non-Interstate Pavement Program***	***NHPP-On System – Bridge Program***
2022	$22,709,900	$57,033,423	$92,138,159
2023	$24,419,044	$62,721,805	$127,775,053
2024	$24,850,475	$63,842,743	$106,276,729
2025	$24,143,572	$61,984,096	$127,621,933
2026	$24,678,130	$63,361,544	$108,772,946
Total	**$120,801,121**	**$308,943,611**	**$562,584,820**

Reliability, Congestion, & Emissions Performance Measures (PM3)

Travel Time Reliability Performance Measures

PM3 contains two performance measures related to reliability: Level of Travel Time Reliability (LOTTR) and Truck Travel Time Reliability (TTTR). LOTTR is a reflection of the consistency or dependability of travel time on both Interstate and non-Interstate roadways and account for traffic incidents and unexpected delays. Per FHWA requirements, these measures are calculated through the ratio between the 80th percentile and the 50th percentile travel times along a given roadway segment at four time periods (morning peak, mid-day, evening peak, and weekend average). If the ratio between the 80th and 50th percentiles along a given segment is less than 1.50 at all four periods, that segment is “reliable” under the regulations. The LOTTR performance measure tracks the proportion of NHS segments, both Interstate and non-Interstate, that are reliable.

TTTR is similar to LOTTR, with the exceptions that 1) it is the ratio between the 95th and 50th percentile travel times, 2) applies only to the Interstate system, and 3) is reported as a single index statewide. FHWA requires TTTR to be measured separately from LOTTR to consider factors that are unique to the freight industry, such as the use of the system during all hours of the day and the need to factor in more extreme impacts to the system due to on-time arrival needs.

MassDOT followed FHWA regulations in measuring Level of Travel Time Reliability (LOTTR) on both the Interstate and non-Interstate NHS as well as Truck Travel Time Reliability (TTTR) on the Interstate system using the National Performance Management Research Dataset (NPMRDS) provided by FHWA. As this data set has but one year of consistent data, FHWA guidance has been to set conservative targets and to adjust future targets once more data becomes available. To that end, MassDOT's reliability performance targets are set to remain the same.

Measure	Baseline (2017)	2-year (2020)	4-year (2022)
Non-Interstate Level of Travel Time Reliability (LOTTR)	80%	80%	80%
Interstate LOTTR	68%	68%	68%
Truck Travel Time Reliability (TTTR)	1.85	1.85	1.85

Congestion Performance Measures

The two performance measures that FHWA classifies as considering congestion are peak hour excessive delay (PHED) and the percentage of non-single occupancy vehicle (SOV) travel. It is important to note that these measures are reported at the Urbanized Area (UZA) level for all UZAs with greater than 1 million inhabitants. For the Commonwealth, this measure currently only applies to the Boston UZA, which includes the Boston, Central Mass, Merrimack Valley,

Montachusett, Northern Middlesex, Old Colony and Southeastern Mass MPOs and extends into New Hampshire and Rhode Island. Collectively, the states and MPOs serving the Boston UZA must agree on a single UZA-wide target.

The PHED measure refers to the annual hours of excessive delay per capita. The threshold for excessive delay is based on travel time on the National Highway System (NHS) at a speed of 20 miles per hour or 60% of the posted speed limit travel time, whichever is greater, and it is measured in 15-minute intervals. Although FHWA requires the morning peak travel hours to be defined as 6:00 – 10:00 am EST for PHED, they provide state DOTs flexibility for reporting the afternoon travel hours. Consistent with reporting guidelines, MassDOT chose to use 3:00 to 7:00 pm EST as the afternoon travel hour range since it was determined that this range experiences the highest amount of delay on the NHS. There is no comparable historical data for this performance measure, so the two- and four-year targets have been set to the current level of PHED and will be reevaluated in two years.

Non-SOV travel is defined as the percentage of individuals within the Boston UZA who commute to work using a mode of transportation other than a single occupancy vehicle, including carpool, van, public transportation, commuter rail, walking, bicycling, and telecommuting. MassDOT chose to track this performance measure using the American Community Survey (ACS) Journey to Work data from the U.S. Census Bureau. For the Boston UZA, the proportion of commuting by non-SOV has been steadily increasing, and the adopted targets reflect a conservative acceleration of that increase.

Measure	Baseline (2017)	2-year (2020)	4-year (2022)
Peak Hour Excessive Delay (PHED) in the Boston UZA	18.31	18.31	18.31
% non-SOV Travel in the Boston UZA)	33.6% (2016)	34.82%	35.8%

Emissions Reductions

The emissions reduction performance measure requires MassDOT to assess the Congestion, Mitigation, and Air Quality (CMAQ) Program through measuring reductions in on-road mobile source emissions. Emission reduction targets are based on the 2- and 4-year totals of emissions reductions in kilograms per day in air quality maintenance or non-attainment areas funded via the CMAQ program. In the Commonwealth, these areas are the cities of Lowell, Springfield, Waltham, and Worcester, and the Town of Oak Bluffs.

Measure	Baseline (2017)	2-year (2020)	4-year (2022)
Emissions Reductions	6.637 CO 0.742 NOx 1.667 VOC (FFY 14–17)	N/A CO 0.5 NOx 0.6 VOC	6.53 CO 1.71 NOx 0.56 VOC

CMAQ Investments

Improving travel time reliability, reducing emissions, and limiting congestion all require multifaceted solutions that involve more than just capital investments in the transportation system. That said, within the FFY 2022 – 2026 STIP, MassDOT has identified a number of strategic investments funded with CMAQ to contribute to these goals. A number of these investments, which are all expected to increase non-SOV travel and substantially reduce emissions, thereby contributing to achieving PM3 goal areas, are highlighted within the graphic below. Additionally, the table below displays the total amount of CMAQ funding programmed within each year of the STIP. While MassDOT is committed to programming the annual CMAQ apportionment to the extent practicable it is important to note that the CMAQ funding programmed is limited to annual obligation authority and available carryover balances.

Year	***CMAQ Apportionment***	***CMAQ Funding Programmed***
2022	$68,479,090	$81,911,477
2023	$69,907,193	$50,695,926
2024	$71,365,078	$41,432,345
2025	$72,853,368	$55,634,015
2026	$74,383,288	$29,309,706
Total	**$356,988,017**	**$258,983,469**

Transit Performance Measures

Transit Asset Management (TAM)

Transit Asset Management (TAM) is a performance-based planning approach that uses transit asset condition to guide the optimal prioritization of funding for public transportation capital assets. In line with provisions within the FAST Act, in 2016, FTA published the TAM Final Rule 49 USC 625 to help achieve a state of good repair (SGR) for public transit assets on a national basis. The following measures were established under the TAM Final Rule.

FTA Asset Categories	Performance Measures	Measure Type
Rolling Stock	The percentage of revenue vehicles (by type) that exceed the useful life benchmark (ULB)	Age-based
Equipment	The percentage of non-revenue service vehicles (by type) that exceed the ULB	Age-based
Facilities	The percentage of facilities (by group) that are rated less than 3.0 on the Transit Economic Requirements Model (TERM) Scale.	Condition-based
Infrastructure	The percentage of track segments (by mode) that have performance restrictions. Track segments are measured to the nearest 0.01 of a mile	Performance-based

Throughout 2018, MassDOT's Rail and Transit Division worked with Massachusetts' fifteen Regional Transit Authority (RTA) partners and the MBTA to incorporate these performance measures into Transit Asset Management (TAM) Plans. The RTAs utilized baseline levels from historical data and planned capital investments to set initial TAM targets. Fourteen out of fifteen RTAs have established their own TAM Plans, with one, the Franklin Regional Transit Authority, opting in to MassDOT's Tier II TAM Plan that is described below. The transit targets identified within these plans have been incorporated into their respective regions' Transportation Improvement Programs (TIPs). Performance measure target setting exercises are ongoing in coordination with MassDOT's Rail and Transit Division and MPO boards and will be revised based on projected capital investments.

Additionally, in December 2018, MassDOT's Rail & Transit Division completed its group TAM Plan, establishing targets for public transportation providers that own, operate, or manage a fleet of fewer than 100 vehicles (also known as Tier II providers). The following organizations are included in the MassDOT TAM Plan: Fall River Council on Aging; Franklin Regional Transit Authority; Kennedy Donovan Center, Inc.; Mashpee Wampanoag Tribe; Northeast Independent Living Center, Inc.; Sharon Council on Aging / Town of Sharon; Stoneham Council on Aging / Town of Stoneham; Town of Reading; and the Town of Swansea.

Elements of the TAM Plan include an inventory, condition assessment, and performance targets of capital assets (e.g. buses, vans, other vehicles, and facilities) for the participants of the plan. The table below summarizes the performance targets that were established within MassDOT's TAM Plan for Tier II providers.

Asset Category – Performance Measure	FTA Asset Class	2019 Target	2020 Target	2021 Target
Revenue Vehicles				
Age – Percentage of revenue vehicles within a particular asset class that have met or exceeded their Useful Life Benchmark (ULB)	BU – Bus	10%	10%	10%
	CU – Cutaway	32%	16%	16%
	MB – Minibus	10%	10%	10%
	VN – Van	10%	10%	10%
Equipment				
Age – Percentage of vehicles that have met or exceed their Useful Life Benchmark (ULB)	Non-Revenue / Service Automobiles	--	33%	33%
	Trucks & Other Rubber Tire Vehicles	--	10%	10%
Facilities				
Condition – Percentage of facilities with a condition rating below 3.0 on the FTA Term Scale	Administrative / Passenger Facility	0%	0%	0%
	Maintenance Facility	100%	100%	100%

Transit Safety

In July 2018, FTA published the Public Transportation Agency Safety Plan (PTASP) Final Rule. This requires certain public transportation operators that receive federal funds under FTA's Urbanized Area Formula Grants to develop safety plans that include the processes and procedures to implement Safety Management Systems (SMS). The PTASP rule became effective July 19, 2019 and all applicable transit providers must have PTASPs in place by July 20, 2021. Some RTA boards have begun adopting these targets, and MPOs will be considering these new performance measures for incorporation into their respective TIPs as they become available.

MassDOT's Rail & Transit Division is responsible for developing PTASPs for all public transportation operators that operate fewer than 100 vehicles in peak revenue service, with the exception of public transportation operators that receive funding solely under Sections 5310 and/or 5311, which are exempt. However, public transportation operators with fewer than 100 vehicles in peak revenue service may opt out of the state-developed PTASP and develop their own plan if they choose to do so.

MassDOT Rail & Transit Division recruited the assistance of a team of consultants to develop seven individual Agency Safety Plans for the following Regional Transit Authorities:

- Berkshire Regional Transit authority (BRTA)
- Brockton Area Transit Authority (BAT)
- Cape Ann Transit Authority (CATA)
- Greater Attleboro-Taunton Regional Transit Authority (GATRA)

- Lowell Regional Transit Authority (LRTA)
- Southeastern Region Transit Authority (SRTA)
- Worcester Regional Transit Authority (WRTA)

The Agency Safety Plans will be completed by May 31, 2020 and RTAs will present them to their respective Boards for approval between May and June of 2020.

Each PTASP must include the performance measures and Safety Management System (SMS) elements listed in the table below. In addition, PTASPs are required to include the following: approval by public transportation agencies' accountable executive and board of directors; an employee reporting program; criteria to address all applicable requirements and standards set forth in FTA's Public Transportation Safety Program and the National Public Transportation Safety Plan (NSP); and a process and timeline for conducting an annual review and update of the safety plan.

PTASP Components	Specific Elements	Description
Performance Measures	Fatalities	• Total number of reportable fatalities • Rate per total vehicle revenue miles by mode
	Injuries	• Total number of reportable injuries • Rate per total vehicle revenue miles by mode
	Safety Events	• Total number of reportable events • Rate per total vehicle revenue miles by mode

	System Reliability (State of Good Repair)	• Mean distance between major mechanical failures by mode
Safety Management System (SMS)	Safety Management Policy	• Safety objectives • Confidential employee reporting program • Organization accountabilities • Designation of a Chief Safety Officer
	Safety Risk Management	• Processes for hazard identification • Risk assignment • Mitigation development
	Safety Assurance	• Safety performance reporting and measurement (all operators) • Management of change (rail and large bus operators only) • Continuous improvement (rail and large bus operators only)
	Safety Promotion	• Comprehensive safety training program • Safety communication

Models of Regional Planning Cooperation for Performance-Based Planning

MassDOT collaborates with our MPO partners and RTAs throughout the year, but most intensively through Massachusetts Association of Regional Planning Agencies (MARPA), including the Transportation Managers' Group (TMG) and the Massachusetts Association of Regional Transit Authorities (MARTA).

This collaboration has been formalized through the Performance-Based Planning and Programming Agreement endorsed by MassDOT, the MBTA, and all MPOs, TPOs, and RTAs across the Commonwealth, as required under 23 CFR

450.314(h). This agreement, officially endorsed by all parties in May 2019, establishes mutual responsibilities in carrying out performance-based planning in the following areas: developing and sharing performance management data, selection of performance targets, reporting of performance targets, and progress toward achieving targets.

Ladders of Opportunity

USDOT understands that transportation plays a critical role in building connections between individuals and economic opportunity. USDOT seeks to ensure that our national transportation system provides reliable, safe, and affordable ways to reach jobs, education, and other essential services. USDOT emphasizes the point that choices made regarding transportation infrastructure at the Federal, State, and local levels can revitalize communities, create pathways to work, and connect hardworking Americans to a better quality of life.

Public participation in STIP development

Over the course of the past year, the MPOs have held, or been a part of, many public meetings to discuss the development of their respective TIPs across the Commonwealth. These meetings provide an opportunity for members of the public, elected officials, and other stakeholders to weigh-in on regional priorities for transportation investments. Meetings took the form of advisory committee meetings, MPO meetings, participation in community events and festivals, and visioning workshops at local libraries. This extensive effort to include public input into TIP development at the regional level ensures that the Massachusetts' STIP (a compilation of the TIPs) is an improvement program that is informed by the priorities of regional partners, of communities, and of the public at large. Members of the public are encouraged to participate in the selection and programming of projects. Information about the TIP development process, schedule of workshops, and meetings are available on each of the MPO's websites, which can be accessed here: https://www.mass.gov/service-details/regional-planning Each of the MPOs utilizes their approved Public Participation Plan (PPP) to facilitate and guide participation at the regional level. PPPs document the process by which the MPOs conduct outreach, identify opportunities to engage the public in the transportation planning process, and outline procedures for the MPO to follow, such as notifications and comment periods. Each region has a public involvement strategy unique to their regional needs, priorities, and demographics. Title VI of the Civil Rights Act,

Environmental Justice, and the Americans with Disabilities Act are incorporated into the public involvement strategies, ensuring full accessibility to all members of the public. Enhanced consideration is paid to those who have historically been excluded from, or faced barriers to participating in, the transportation planning process.

MassDOT project development process

The project development process also includes opportunities for public engagement. Communities will formulate a project concept based on need, and before presenting the concept to MassDOT, are expected to engage residents and businesses to further refine the need for and goals of the project. The project is then presented to MassDOT for formal acceptance into the MassDOT Highway Division Project Development Process. Projects then proceed to design, where there are additional opportunities for the public to weigh-in at design public hearings.

Transit investments prioritized in this STIP are identified by the MBTA and RTAs in collaboration with local communities and MPOs utilizing their established planning processes. For RTAs, the MPO public participation process is utilized as their engagement mechanism.

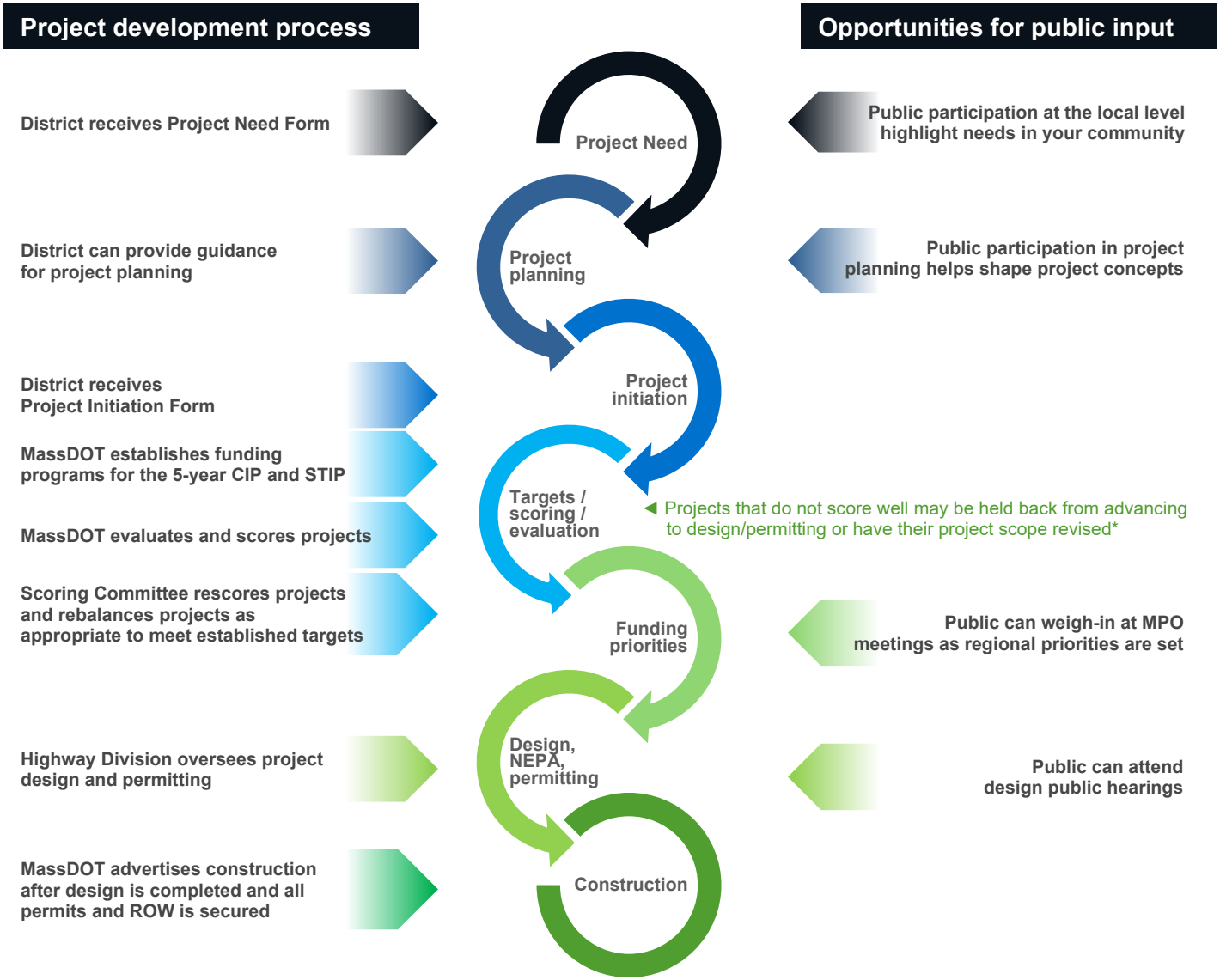

** The targets/scoring/evaluation step was one of the recommendations of the Project Selection Advisory Council which was created by the General Court to assist MassDOT in creating uniform project selection criteria for transportation investments.*

What is the role of advisory committees?

These committees advise the MPOs on transportation issues and play an active role in setting regional priorities in the TIP development process. The names of these groups vary among MPOs. Examples are: Joint Transportation Committee, Transportation Planning Advisory Group, Joint Transportation Planning Group. OTP is an active, though non-voting, member of these committees as they advise each MPO on regional priorities.

How does MassDOT work towards transportation equity?

Title VI and Environmental Justice

Title VI of the Civil Rights Act of 1964 (Title VI) states that "no person in the United States shall, on the grounds of race, color, or national origin, be excluded from participation in, be denied the benefits of, or be subjected to discrimination under any program or activity receiving Federal financial assistance." MassDOT's programs, services, and activities, including those related to project planning and development, comply with Title VI. In the context of STIP development, Title VI related activities include, but are not limited to: promoting public participation in the planning and design of transportation projects, removing barriers to participation, and working to avoid disparities in the distribution of transportation investments and the impacts created thereby. The integration of federal and state nondiscrimination obligations and principles into MassDOT's work is framed in the Title VI/Nondiscrimination Program(s) under which the agency operates. These programs can be found online on the MassDOT Office of Diversity and

Civil Rights (ODCR) webpage at https://www.mass.gov/topics/diversity-civil-rights-in-transportation.

The regional planning organizations and municipalities involved in transportation planning and project development activities also operate all programs, services, and activities in compliance with Title VI/Nondiscrimination obligations. This means that the local and regional efforts to promote and advance transportation initiatives and projects are developed and assessed in a manner mindful of Title VI/Nondiscrimination principles.

Additionally, MassDOT incorporates Environmental Justice (EJ) principles into project development activities that inform the development of the STIP. EJ analyses strive to quantify the impacts that low-income and minority individuals and communities face given the programs and policies advanced by an agency or organization. Disproportionately high adverse impacts on these populations may require active steps to minimize or mitigate those impacts. The transportation projects within the STIP have been analyzed according to these principles and the distribution of the universe of programmed projects and the specific elements of individual projects are designed to comply with EJ principles.

The Americans with Disabilities Act

Under Title II of the Americans with Disabilities Act (ADA), MassDOT's programs, services, activities, and facilities must be accessible to people with disabilities. In the STIP context, this accessibility obligation includes the transportation projects and plans reflected in the document and the public engagement processes, both regionally and statewide, related to these efforts. This means that public meetings must be held in accessible locations and materials must be made available in accessible formats. Any accessibility related requests can be directed to the point of contact identified in the Title VI Notice to Beneficiaries on page 4 of this document.

Operating and maintaining the transportation system

MassDOT, the MBTA and our regional transit partners strive to operate and maintain the existing transportation system we have. Given the unprecedented economic times facing the Commonwealth and our cities and towns as we address the lingering impacts of COVID-19, the MassDOT Capital Investment Plan (CIP) will be a “maintenance of effort” plan focused on FY 2022 only. As the economic picture evolves, MassDOT will, in concert with guidance from the Executive Office for Administration and Finance (ANF), develop and publish a five-year CIP that provides a complete roadmap of proposed investments for five years. It is anticipated that this effort will be undertaken beginning this fall.

The 2022 Capital Investment Plan (CIP) maintains the strategic approach to our portfolio investments focused on three priority areas of importance: system reliability, modernization, and capacity expansion. These priorities form the foundation of the statewide CIP as well as the STIP. While the CIP identifies all of the sources and uses of transportation funding programmed, the STIP specifically programs funding for federally-aided highway and transit projects that align with and promote the priorities outlined in the CIP.

MassDOT Highway Division capital investments total approximately $1.4 billion for FY22 and a significant portion is allocated to improve the reliability and efficiency of the overall roadway network - mainly by improving bridge and pavement conditions. The FY 22 CIP maintains the increased investments in the

Interstate and Non-Interstate pavement programs with $209 million in FY 22 and an additional $15 million in FY 22 to address municipally-owned pavement; this increased investment in pavement was initiated in prior CIPs.

The FY 22 CIP calls for approximately $496 million for ongoing bridge repair and replacement, and also funds a Municipal Bridge Program with $10 million in FY 22 for smaller, municipally owned bridges though ineligible for federal funding and chronically difficult to fund, are crucial for mobility and economic activity in smaller communities.

The FY22 MBTA capital plan invests $2.0 billion in the MBTA including $1.5 billion committed to addressing the T's reliability and modernization capital needs and approximately $546 million dedicated to expansion projects including the extension of Green Line service to Somerville and Medford with theGreen Line Extension program and new rail service to the south coast with the funding of Phase 1 of the South Coast Rail program.

The MBTA continues to focus its capital investments on core infrastructure with the goal of expediting improvements to the safety and reliability of its system. The MBTA continues to prioritize and invest in steady-state asset replacement and modernization. The FY22 plan reflects continued investment and support for a number of in-flight capital programs: South Coast Rail, Green Line Extension, Fare Transformation and Red Line/Orange Line Transformation (to achieve headway reduction goals). In addition to investment in core infrastructure and major programs, the MBTA's plan makes targeted investments in the next round

of transformation programs and establishes a strong foundation for future funding opportunities that may become available.

In the MBTA;s SFY22 capital plan, over 77% is planned for reliability and modernization investments, including procurement and overhauls of subway cars, buses, and commuter rail locomotives and coaches; repair, rehabilitation, and replacement of bridges and tunnels; modernization of bus maintenance facilities; and track, signal, and power upgrades. Highlights of modernization investments include the Red and Orange Line Transformation program (formerly known as the Red Line/Orange Line Infrastructure Improvement Program in the FY21 CIP) and the Green Line Transformation Program, to enhance reliability, capacity and accessibility on the Green Line through fleet modernization, infrastructure/facility upgrades and accessibility upgrades at stops and stations

Within the reliability priority, approximately $221 million in FY 22 is designated for the revenue vehicle program, which includes vehicle procurement and overhaul programs for bus, heavy rail, light rail, and commuter rail locomotives and coaches to address near term needs identified in the MBTA's Integrated Fleet and Facilities Plan (IFFP). More than $209 million in FY 22 is programmed for track, signal, and power projects on the transit and the commuter rail systems. Reliability investments also include approximately $263 million in FY 22 for upgrades to stations and facilities. The MBTA's $170 million in FY 22 for bridge and tunnel investments includes, among others,the Longfellow Approach, Dorchester Avenue bridge, North Station Drawbridge, Merrimack River bridge, Gloucester Drawbridge replacement, and the Norfolk Avenue and Cottage Street bridges.

MassDOT will continue to provide the Commonwealth's 15 Regional Transit Authorities with an aggregate total of $20-35 million annually in capital assistance to further enhance their reliability of service. The FY 22 CIP calls for approximately $18 million for vehicle replacement, $14 million for facility and system modernization, $2.3 million for facility and vehicle maintenance/replacement and $4.7 million for replacement facilities. Through the Mobility Assistance program, MassDOT provides an additional $50.2 million ($10 million for FY 22) in state and federal funds to help communities purchase vehicles and transport senior citizens and customers with disabilities and another $10 million ($2 million per year) in Technical Assistance grants.

Chapter 90

The Chapter 90 program entitles municipalities to receive reimbursement for capital improvement projects for highway construction, preservation, and improvements that create or extend the life of capital facilities. The funds can be used for maintaining, repairing, improving, or constructing town and county ways and bridges that qualify under the State Aid Highway Guidelines. Items eligible for Chapter 90 funding include roadways, sidewalks, right-of-way acquisition, shoulders, landscaping and tree planting, roadside drainage, street lighting, and traffic control devices. Each municipality in Massachusetts is granted an annual allocation of Chapter 90 reimbursement funding that it is eligible for, and the municipality can choose among any eligible infrastructure investments. There is currently $200 million programmed for Chapter 90 in FY 22.

Fiscal constraint

What is fiscal constraint and year of expenditure?

Each year, MassDOT demonstrates and certifies that the STIP is in fiscal constraint by taking the beginning balances (previously unspent federal-aid); adding the estimated annual apportionments (additional funding provided by Congress annually), and subtracting the projected annual obligations (the investments identified in the STIP). The STIP is then found to be fiscally constrained in two ways: first, is that our investments do not exceed the annual STIP obligational authority (OA); second is that a zero or positive balance is maintained for each funding type (CMAQ, NHPP, STBG, etc.) for each year. OA is defined as the total amount of federal funds that may be obligated in a given fiscal year. While the STIP is initially not fully programmed to the estimated OA, MassDOT fully obligates available funding provided by our FHWA partners through project value changes, awards and adjustments by the end of the FFY.

Year of Expenditure (YOE) is a mechanism to ensure that inflation is considered in project cost estimates. For each year after 2022, a four percent inflation factor is applied to project cost estimates.

NHPP-On System bridge program requirements

MassDOT is required to budget an obligation authority minimum of $94,900,000 (federal aid) in the NHPP-On System bridge program. The following depicts the amount programmed per FFY to meet this FHWA requirement:

FFY	Total funding programmed:	Budget requirement (minimum)
2022*	$176,347,934	$94,900,000
2023*	$191,136,383	$94,900,000
2024*	$200,045,909	$94,900,000
2025*	$223,419,330	$94,900,000
2026*	$245,176,067	$94,900,000

**Includes Bridge Inspections and ABP GANS*

Fiscal Constraint Analysis Report

STIP: 2022 - 2026 (D)

Funding Category	Anticipated Net Apportionments of Federal Funds	Estimated Carryover Balance	Anticipated Transfer of Funds	Total Funds Available (10/1) Subject to Obligation	Programmed Obligations	Estimated Balance Remaining
Federal Fiscal Year 2022						
National Highway Freight Program	$22,953,580	$12,454,815	$0	$35,408,395	$23,864,471	$11,543,924
NFP-NI					$2,245,872	
NFP-I					$21,618,599	
National Highway Performance Program	$345,437,540	$11,683,935	-$10,000,000	$347,121,475	$309,036,296	$38,085,179
NHPP-NI					$190,396,841	
NHPP-I					$32,169,455	
NHPP-GANS					$86,470,000	
STBG (FLEX)	$46,182,917	$1,031,632	$20,000,000	$67,214,549	$47,397,204	$19,817,345
STBG (NON-FLEX)	$91,346,369	$4,420,458	$0	$95,766,827	$91,278,877	$4,487,950
Boston Urban Area	$57,027,877	$73,213	$0	$57,101,090	$55,128,022	$1,973,068
Barnstable Urban Area	$3,441,657	$72,034	$0	$3,513,691	$3,382,158	$131,533
Springfield, Chicopee, Holyoke	$7,416,230	$5,099	$0	$7,421,329	$7,320,182	$101,147
Worcester Urban Area	$6,328,006	$11,626	$0	$6,339,632	$6,234,500	$105,132
Providence, Pawtucket	$3,631,126	$4,183,824	$0	$7,814,950	$5,667,444	$2,147,506
Other Areas (Rural & Small Urban)	$13,501,473	$74,662	$0	$13,576,135	$13,546,571	$29,564
Bridge-Off System	$29,421,896	$91,616,087	$0	$121,037,983	$31,923,984	$89,113,999
Recreational Trails	$1,226,975	$200,611	$0	$1,427,586	$1,186,729	$240,857
TAP (FLEX)	$5,669,754	$5,864,687	$0	$11,534,441	$4,572,061	$6,962,380
TAP (NON-FLEX)	$5,669,754	$5,477,693	$0	$11,147,447	$6,348,611	$4,798,836
Boston Urban Area	$3,539,648	$864,839	$0	$4,404,487	$2,258,211	$2,146,276
Barnstable Urban Area	$213,619	$668,071	$0	$881,690	$164,647	$717,043
Springfield, Chicopee, Holyoke	$460,316	$7,264	$0	$467,580	$448,762	$18,818

Reported Date: 5/21/2021 11:41:51 AM

Fiscal Constraint Analysis Report

						STIP: 2022 - 2026 (D)
Funding Category	Anticipated Net Apportionments of Federal Funds	Estimated Carryover Balance	Anticipated Transfer of Funds	Total Funds Available (10/1) Subject to Obligation	Programmed Obligations	Estimated Balance Remaining
Worcester Urban Area	$392,771	$860,229	$0	$1,253,000	$0	$1,253,000
Providence, Pawtucket	$225,380	$384,578	$0	$609,958	$0	$609,958
Other Areas (Rural & Small Urban)	$838,020	$2,692,712	$0	$3,530,732	$3,476,991	$53,741
HWY Safety Improvement Program	$36,109,811	$13,261,876	-$10,000,000	$39,371,687	$19,172,762	$20,198,925
HSIP - High Risk Rural	$0	$3,368,751	$0	$3,368,751	$0	$3,368,751
RLWY/HWY Crossings-Hazard Elimination	$1,395,194	$8,053,971	$0	$9,449,165	$888,889	$8,560,276
RLWY/HWY Crossings-Protective Devices	$1,395,194	$3,829,293	$0	$5,224,487	$888,889	$4,335,598
CMAQ	$68,479,090	$27,720,489	$0	$96,199,579	$81,911,477	$14,288,102
Planning	$23,455,186	$19,796,911	$0	$43,252,097	$30,439,931	$12,812,166
Federal Aid Sub Total >	$678,743,260	$208,781,209	$0	$887,524,469	$648,910,181	$238,614,288
				Estimated Obligation Authority	$667,656,364	$18,746,183
Earmarks	$0	$76,944,342	$0	$76,944,342	$0	$76,944,342
HIP (FLEX)	$0	$9,850,854	$0	$9,850,854	$1,243,928	$8,606,926
HIP (NON-FLEX)	$0	$11,562,603	$0	$11,562,603	$8,324,748	$3,237,855
Boston Urban Area	$0	$7,516,573	$0	$7,516,573	$7,511,411	$5,162
Barnstable Urban Area	$0	$482,122	$0	$482,122	$0	$482,122
Springfield, Chicopee, Holyoke	$0	$641,261	$0	$641,261	$0	$641,261
Worcester Urban Area	$0	$834,064	$0	$834,064	$813,337	$20,727
Providence, Pawtucket	$0	$2,031,466	$0	$2,031,466	$0	$2,031,466
Other Areas (Rural & Small Urban)	$0	$57,117	$0	$57,117	$0	$57,117
HIP-Bridge	$0	$84,082,569	$0	$84,082,569	$10,614,472	$73,468,097
CRRSAA (FLEX)	$0	$118,636,430	$0	$118,636,430	$0	$118,636,430
CRRSAA (NON-FLEX)	$0	$32,145,476	$0	$32,145,476	$0	$32,145,476

Fiscal Constraint Analysis Report

STIP: 2022 - 2026 (D)

Funding Category	Anticipated Net Apportionments of Federal Funds	Estimated Carryover Balance	Anticipated Transfer of Funds	Total Funds Available (10/1) Subject to Obligation	Programmed Obligations	Estimated Balance Remaining
Boston Urban Area	$0	$23,518,397	$0	$23,518,397	$0	$23,518,397
Barnstable Urban Area	$0	$1,419,345	$0	$1,419,345	$0	$1,419,345
Springfield, Chicopee, Holyoke	$0	$3,058,466	$0	$3,058,466	$0	$3,058,466
Worcester Urban Area	$0	$2,609,681	$0	$2,609,681	$0	$2,609,681
Providence, Pawtucket	$0	$1,497,483	$0	$1,497,483	$0	$1,497,483
Other Areas (Rural & Small Urban)	$0	$42,104	$0	$42,104	$0	$42,104
Next Generation Bridge Program	$0	$0	$0	$0	$0	$0
NHPP-Exempt	$9,422,747	$18,555,691	$0	$27,978,438	$24,658,739	$3,319,699
SPR Pooled Fund Transfer	$0	$0	$0	$0	$0	$0
Miscellaneous/Allocated Funds	$349,677	$19,966,083	$0	$20,315,760	$0	$20,315,760
Other Federal Aid	$21,000,000	$0	$0	$21,000,000	$21,000,000	$0
Federal Aid Total >	$709,515,684	$580,525,257	$0	$1,290,040,941	$714,752,068	$575,288,873
State Match For Federal Aid >					$124,098,757	
Non-Federal Aid	$32,689,945	$0	$0	$32,689,945	$32,689,945	$0
Non-Federal Aid + Federal Aid Total >					$871,540,770	

Reported Date: 5/21/2021 11:41:51 AM

Fiscal Constraint Analysis Report

STIP: 2022 - 2026 (D)

Funding Category	Anticipated Net Apportionments of Federal Funds	Estimated Carryover Balance	Anticipated Transfer of Funds	Total Funds Available (10/1) Subject to Obligation	Programmed Obligations	Estimated Balance Remaining
Federal Fiscal Year 2023						
National Highway Freight Program	$23,432,267	$11,543,924	-$11,500,000	$23,476,191	$11,188,991	$12,287,200
NFP-NI					$0	
NFP-I					$11,188,991	
National Highway Performance Program	$352,641,498	$38,085,179	-$10,000,000	$380,726,677	$338,677,302	$42,049,375
NHPP-NI					$213,690,162	
NHPP-I					$35,477,140	
NHPP-GANS					$89,510,000	
STBG (FLEX)	$47,146,043	$19,817,344	$21,500,000	$88,463,387	$76,564,206	$11,899,181
STBG (NON-FLEX)	$93,251,361	$4,487,950	$0	$97,739,311	$89,126,200	$8,613,111
Boston Urban Area	$58,217,170	$1,973,068	$0	$60,190,238	$58,403,351	$1,786,887
Barnstable Urban Area	$3,513,431	$131,533	$0	$3,644,964	$3,532,357	$112,607
Springfield, Chicopee, Holyoke	$7,570,893	$101,147	$0	$7,672,040	$7,067,799	$604,241
Worcester Urban Area	$6,459,974	$105,132	$0	$6,565,106	$6,392,281	$172,825
Providence, Pawtucket	$3,706,852	$2,147,506	$0	$5,854,358	$0	$5,854,358
Other Areas (Rural & Small Urban)	$13,783,041	$29,564	$0	$13,812,605	$13,730,412	$82,193
Bridge-Off System	$30,035,477	$89,113,999	$0	$119,149,476	$28,588,202	$90,561,274
Recreational Trails	$1,252,563	$240,857	$0	$1,493,420	$1,186,729	$306,691
TAP (FLEX)	$5,787,994	$6,962,378	$0	$12,750,372	$4,668,453	$8,081,919
TAP (NON-FLEX)	$5,787,993	$4,798,836	$0	$10,586,829	$6,381,200	$4,205,629
Boston Urban Area	$3,613,466	$2,146,276	$0	$5,759,742	$4,743,762	$1,015,980
Barnstable Urban Area	$218,074	$717,043	$0	$935,117	$0	$935,117
Springfield, Chicopee, Holyoke	$469,915	$18,818	$0	$488,733	$400,190	$88,543

Fiscal Constraint Analysis Report

						STIP: 2022 - 2026 (D)
Funding Category	Anticipated Net Apportionments of Federal Funds	Estimated Carryover Balance	Anticipated Transfer of Funds	Total Funds Available (10/1) Subject to Obligation	Programmed Obligations	Estimated Balance Remaining
Worcester Urban Area	$400,962	$1,253,000	$0	$1,653,962	$390,709	$1,263,253
Providence, Pawtucket	$230,080	$609,958	$0	$840,038	$0	$840,038
Other Areas (Rural & Small Urban)	$855,496	$53,741	$0	$909,237	$846,539	$62,698
HWY Safety Improvement Program	$36,862,866	$20,198,925	$0	$57,061,791	$36,855,549	$20,206,242
HSIP - High Risk Rural	$0	$3,368,751	$0	$3,368,751	$0	$3,368,751
RLWY/HWY Crossings-Hazard Elimination	$1,424,290	$8,560,276	$0	$9,984,566	$888,889	$9,095,677
RLWY/HWY Crossings-Protective Devices	$1,424,290	$4,335,598	$0	$5,759,888	$888,889	$4,870,999
CMAQ	$69,907,193	$14,288,102	$0	$84,195,295	$50,695,926	$33,499,369
Planning	$23,944,334	$12,812,166	$0	$36,756,500	$30,439,931	$6,316,569
Federal Aid Sub Total >	$692,898,169	$238,614,285	$0	$931,512,454	$676,150,467	$255,361,987
				Estimated Obligation Authority	$680,537,333	$4,386,866
Earmarks	$0	$76,944,342	$0	$76,944,342	$0	$76,944,342
HIP (FLEX)	$0	$8,606,926	$0	$8,606,926	$0	$8,606,926
HIP (NON-FLEX)	$0	$3,237,855	$0	$3,237,855	$0	$3,237,855
Boston Urban Area	$0	$5,162	$0	$5,162	$0	$5,162
Barnstable Urban Area	$0	$482,122	$0	$482,122	$0	$482,122
Springfield, Chicopee, Holyoke	$0	$641,261	$0	$641,261	$0	$641,261
Worcester Urban Area	$0	$20,727	$0	$20,727	$0	$20,727
Providence, Pawtucket	$0	$2,031,466	$0	$2,031,466	$0	$2,031,466
Other Areas (Rural & Small Urban)	$0	$57,117	$0	$57,117	$0	$57,117
HIP-Bridge	$0	$73,468,097	$0	$73,468,097	$32,000,000	$41,468,097
CRRSAA (FLEX)	$0	$118,636,430	$0	$118,636,430	$0	$118,636,430
CRRSAA (NON-FLEX)	$0	$32,145,476	$0	$32,145,476	$0	$32,145,476

Fiscal Constraint Analysis Report

STIP: 2022 - 2026 (D)						
Funding Category	Anticipated Net Apportionments of Federal Funds	Estimated Carryover Balance	Anticipated Transfer of Funds	Total Funds Available (10/1) Subject to Obligation	Programmed Obligations	Estimated Balance Remaining
Boston Urban Area	$0	$23,518,397	$0	$23,518,397	$0	$23,518,397
Barnstable Urban Area	$0	$1,419,345	$0	$1,419,345	$0	$1,419,345
Springfield, Chicopee, Holyoke	$0	$3,058,466	$0	$3,058,466	$0	$3,058,466
Worcester Urban Area	$0	$2,609,681	$0	$2,609,681	$0	$2,609,681
Providence, Pawtucket	$0	$1,497,483	$0	$1,497,483	$0	$1,497,483
Other Areas (Rural & Small Urban)	$0	$42,104	$0	$42,104	$0	$42,104
Next Generation Bridge Program	$0	$0	$0	$0	$0	$0
NHPP-Exempt	$9,619,255	$3,319,699	$0	$12,938,954	$9,286,246	$3,652,708
SPR Pooled Fund Transfer	$0	$0	$0	$0	$0	$0
Miscellaneous/Allocated Funds	$356,969	$20,315,760	$0	$20,672,729	$0	$20,672,729
Other Federal Aid	$0	$0	$0	$0	$0	$0
Federal Aid Total >	$702,874,393	$575,288,870	$0	$1,278,163,263	$717,436,713	$560,726,550
State Match For Federal Aid >					$124,794,547	
Non-Federal Aid	$26,680,000	$0	$0	$26,680,000	$26,680,000	$0
Non-Federal Aid + Federal Aid Total >					$868,911,260	

Fiscal Constraint Analysis Report

STIP: 2022 - 2026 (D)

Funding Category	Anticipated Net Apportionments of Federal Funds	Estimated Carryover Balance	Anticipated Transfer of Funds	Total Funds Available (10/1) Subject to Obligation	Programmed Obligations	Estimated Balance Remaining
Federal Fiscal Year 2024						
National Highway Freight Program	$23,920,937	$12,287,200	$0	$36,208,137	$30,249,207	$5,958,930
NFP-NI					$0	
NFP-I					$30,249,207	
National Highway Performance Program	$359,995,691	$42,049,375	-$12,000,000	$390,045,066	$315,751,866	$74,293,200
NHPP-NI					$197,601,438	
NHPP-I					$24,165,428	
NHPP-GANS					$93,985,000	
STBG (FLEX)	$48,129,254	$11,899,182	$22,000,000	$82,028,436	$76,860,514	$5,167,922
STBG (NON-FLEX)	$95,196,080	$8,613,111	$0	$103,809,191	$102,967,588	$841,603
Boston Urban Area	$59,431,265	$1,786,887	$0	$61,218,152	$61,081,343	$136,809
Barnstable Urban Area	$3,586,702	$112,607	$0	$3,699,309	$3,304,990	$394,319
Springfield, Chicopee, Holyoke	$7,728,781	$604,241	$0	$8,333,022	$8,241,513	$91,509
Worcester Urban Area	$6,594,694	$172,825	$0	$6,767,519	$6,740,211	$27,308
Providence, Pawtucket	$3,784,157	$5,854,358	$0	$9,638,515	$9,638,182	$333
Other Areas (Rural & Small Urban)	$14,070,481	$82,193	$0	$14,152,674	$13,961,349	$191,325
Bridge-Off System	$30,661,855	$90,561,274	$0	$121,223,129	$34,935,646	$86,287,483
Recreational Trails	$1,278,684	$306,691	$0	$1,585,375	$1,186,729	$398,646
TAP (FLEX)	$5,908,700	$8,081,918	$0	$13,990,618	$1,966,823	$12,023,795
TAP (NON-FLEX)	$5,908,699	$4,205,629	$0	$10,114,328	$7,025,311	$3,089,017
Boston Urban Area	$3,688,823	$1,015,980	$0	$4,704,803	$4,558,161	$146,642
Barnstable Urban Area	$222,622	$935,117	$0	$1,157,739	$964,659	$193,080
Springfield, Chicopee, Holyoke	$479,715	$88,543	$0	$568,258	$400,000	$168,258

Reported Date: 5/21/2021 11:41:51 AM

Fiscal Constraint Analysis Report

						STIP: 2022 - 2026 (D)
Funding Category	Anticipated Net Apportionments of Federal Funds	Estimated Carryover Balance	Anticipated Transfer of Funds	Total Funds Available (10/1) Subject to Obligation	Programmed Obligations	Estimated Balance Remaining
Worcester Urban Area	$409,324	$1,263,253	$0	$1,672,577	$805,143	$867,434
Providence, Pawtucket	$234,878	$840,038	$0	$1,074,916	$206,651	$868,265
Other Areas (Rural & Small Urban)	$873,337	$62,698	$0	$936,035	$90,697	$845,338
HWY Safety Improvement Program	$37,631,626	$20,206,242	$0	$57,837,868	$43,097,771	$14,740,097
HSIP - High Risk Rural	$0	$3,368,751	$0	$3,368,751	$0	$3,368,751
RLWY/HWY Crossings-Hazard Elimination	$1,453,993	$9,095,677	$0	$10,549,670	$888,889	$9,660,781
RLWY/HWY Crossings-Protective Devices	$1,453,993	$4,870,999	$0	$6,324,992	$888,889	$5,436,103
CMAQ	$71,365,078	$33,499,369	-$10,000,000	$94,864,447	$41,432,345	$53,432,102
Planning	$24,443,683	$6,316,569	$0	$30,760,252	$30,439,931	$320,321
Federal Aid Sub Total >	$707,348,273	$255,361,987	$0	$962,710,260	$687,691,509	$275,018,751
				Estimated Obligation Authority	$693,686,929	$5,995,420
Earmarks	$0	$76,944,342	$0	$76,944,342	$0	$76,944,342
HIP (FLEX)	$0	$8,606,926	$0	$8,606,926	$0	$8,606,926
HIP (NON-FLEX)	$0	$3,237,855	$0	$3,237,855	$0	$3,237,855
Boston Urban Area	$0	$5,162	$0	$5,162	$0	$5,162
Barnstable Urban Area	$0	$482,122	$0	$482,122	$0	$482,122
Springfield, Chicopee, Holyoke	$0	$641,261	$0	$641,261	$0	$641,261
Worcester Urban Area	$0	$20,727	$0	$20,727	$0	$20,727
Providence, Pawtucket	$0	$2,031,466	$0	$2,031,466	$0	$2,031,466
Other Areas (Rural & Small Urban)	$0	$57,117	$0	$57,117	$0	$57,117
HIP-Bridge	$0	$41,468,097	$0	$41,468,097	$41,468,098	-$1
CRRSAA (FLEX)	$0	$118,636,430	$0	$118,636,430	$0	$118,636,430
CRRSAA (NON-FLEX)	$0	$32,145,476	$0	$32,145,476	$0	$32,145,476

Fiscal Constraint Analysis Report

STIP: 2022 - 2026 (D)

Funding Category	Anticipated Net Apportionments of Federal Funds	Estimated Carryover Balance	Anticipated Transfer of Funds	Total Funds Available (10/1) Subject to Obligation	Programmed Obligations	Estimated Balance Remaining
Boston Urban Area	$0	$23,518,397	$0	$23,518,397	$0	$23,518,397
Barnstable Urban Area	$0	$1,419,345	$0	$1,419,345	$0	$1,419,345
Springfield, Chicopee, Holyoke	$0	$3,058,466	$0	$3,058,466	$0	$3,058,466
Worcester Urban Area	$0	$2,609,681	$0	$2,609,681	$0	$2,609,681
Providence, Pawtucket	$0	$1,497,483	$0	$1,497,483	$0	$1,497,483
Other Areas (Rural & Small Urban)	$0	$42,104	$0	$42,104	$0	$42,104
Next Generation Bridge Program	$0	$0	$0	$0	$0	$0
NHPP-Exempt	$9,819,860	$3,652,708	$0	$13,472,568	$0	$13,472,568
SPR Pooled Fund Transfer	$0	$0	$0	$0	$0	$0
Miscellaneous/Allocated Funds	$364,413	$20,672,729	$0	$21,037,142	$0	$21,037,142
Other Federal Aid	$0	$0	$0	$0	$0	$0
Federal Aid Total >	$717,532,546	$560,726,550	$0	$1,278,259,096	$729,159,607	$549,099,489
State Match For Federal Aid >					$121,540,972	
Non-Federal Aid	$26,680,000	$0	$0	$26,680,000	$26,680,000	$0
Non-Federal Aid + Federal Aid Total >					$877,380,579	

Reported Date: 5/21/2021 11:41:51 AM

Fiscal Constraint Analysis Report

						STIP: 2022 - 2026 (D)
Funding Category	Anticipated Net Apportionments of Federal Funds	Estimated Carryover Balance	Anticipated Transfer of Funds	Total Funds Available (10/1) Subject to Obligation	Programmed Obligations	Estimated Balance Remaining
Federal Fiscal Year 2025						
National Highway Freight Program	$24,419,799	$5,958,930	$0	$30,378,729	$21,079,372	$9,299,357
NFP-NI					$0	
NFP-I					$21,079,372	
National Highway Performance Program	$367,503,252	$74,293,200	-$12,000,000	$429,796,452	$360,787,452	$69,009,000
NHPP-NI					$189,873,237	
NHPP-I					$48,729,215	
NHPP-GANS					$122,185,000	
STBG (FLEX)	$49,132,970	$5,167,920	$24,000,000	$78,300,890	$59,758,725	$18,542,165
STBG (NON-FLEX)	$97,181,354	$841,603	$0	$98,022,957	$89,387,220	$8,635,737
Boston Urban Area	$60,670,680	$136,809	$0	$60,807,489	$60,736,028	$71,461
Barnstable Urban Area	$3,661,501	$394,319	$0	$4,055,820	$0	$4,055,820
Springfield, Chicopee, Holyoke	$7,889,961	$91,509	$0	$7,981,470	$7,913,083	$68,387
Worcester Urban Area	$6,732,223	$27,308	$0	$6,759,531	$6,410,212	$349,319
Providence, Pawtucket	$3,863,074	$333	$0	$3,863,407	$0	$3,863,407
Other Areas (Rural & Small Urban)	$14,363,915	$191,325	$0	$14,555,240	$14,327,897	$227,343
Bridge-Off System	$31,301,295	$86,287,483	$0	$117,588,778	$29,673,846	$87,914,932
Recreational Trails	$1,305,351	$398,646	$0	$1,703,997	$1,186,729	$517,268
TAP (FLEX)	$6,031,924	$12,023,795	$0	$18,055,719	$11,152,969	$6,902,750
TAP (NON-FLEX)	$6,031,922	$3,089,017	$0	$9,120,939	$3,827,520	$5,293,419
Boston Urban Area	$3,765,752	$146,642	$0	$3,912,394	$3,827,520	$84,874
Barnstable Urban Area	$227,264	$193,080	$0	$420,344	$0	$420,344
Springfield, Chicopee, Holyoke	$489,720	$168,258	$0	$657,978	$0	$657,978

Fiscal Constraint Analysis Report

						STIP: 2022 - 2026 (D)
Funding Category	Anticipated Net Apportionments of Federal Funds	Estimated Carryover Balance	Anticipated Transfer of Funds	Total Funds Available (10/1) Subject to Obligation	Programmed Obligations	Estimated Balance Remaining
Worcester Urban Area	$417,860	$867,434	$0	$1,285,294	$0	$1,285,294
Providence, Pawtucket	$239,776	$868,265	$0	$1,108,041	$0	$1,108,041
Other Areas (Rural & Small Urban)	$891,550	$845,338	$0	$1,736,888	$0	$1,736,888
HWY Safety Improvement Program	$38,416,418	$14,740,097	$0	$53,156,515	$38,784,816	$14,371,699
HSIP - High Risk Rural	$0	$3,368,751	$0	$3,368,751	$0	$3,368,751
RLWY/HWY Crossings-Hazard Elimination	$1,484,316	$9,660,781	$0	$11,145,097	$888,889	$10,256,208
RLWY/HWY Crossings-Protective Devices	$1,484,316	$5,436,103	$0	$6,920,419	$888,889	$6,031,530
CMAQ	$72,853,368	$53,432,102	-$12,000,000	$114,285,470	$55,634,015	$58,651,455
Planning	$24,953,446	$320,321	$0	$25,273,767	$25,208,876	$64,891
Federal Aid Sub Total >	$722,099,731	$275,018,749	$0	$997,118,480	$698,259,318	$298,859,162
				Estimated Obligation Authority	$707,110,754	$8,851,436
Earmarks	$0	$76,944,342	$0	$76,944,342	$0	$76,944,342
HIP (FLEX)	$0	$8,606,926	$0	$8,606,926	$0	$8,606,926
HIP (NON-FLEX)	$0	$3,237,855	$0	$3,237,855	$0	$3,237,855
Boston Urban Area	$0	$5,162	$0	$5,162	$0	$5,162
Barnstable Urban Area	$0	$482,122	$0	$482,122	$0	$482,122
Springfield, Chicopee, Holyoke	$0	$641,261	$0	$641,261	$0	$641,261
Worcester Urban Area	$0	$20,727	$0	$20,727	$0	$20,727
Providence, Pawtucket	$0	$2,031,466	$0	$2,031,466	$0	$2,031,466
Other Areas (Rural & Small Urban)	$0	$57,117	$0	$57,117	$0	$57,117
HIP-Bridge	$0	-$1	$0	-$1	$0	-$1
CRRSAA (FLEX)	$0	$118,636,430	$0	$118,636,430	$0	$118,636,430
CRRSAA (NON-FLEX)	$0	$32,145,476	$0	$32,145,476	$0	$32,145,476

Fiscal Constraint Analysis Report

STIP: 2022 - 2026 (D)						
Funding Category	Anticipated Net Apportionments of Federal Funds	Estimated Carryover Balance	Anticipated Transfer of Funds	Total Funds Available (10/1) Subject to Obligation	Programmed Obligations	Estimated Balance Remaining
Boston Urban Area	$0	$23,518,397	$0	$23,518,397	$0	$23,518,397
Barnstable Urban Area	$0	$1,419,345	$0	$1,419,345	$0	$1,419,345
Springfield, Chicopee, Holyoke	$0	$3,058,466	$0	$3,058,466	$0	$3,058,466
Worcester Urban Area	$0	$2,609,681	$0	$2,609,681	$0	$2,609,681
Providence, Pawtucket	$0	$1,497,483	$0	$1,497,483	$0	$1,497,483
Other Areas (Rural & Small Urban)	$0	$42,104	$0	$42,104	$0	$42,104
Next Generation Bridge Program	$0	$0	$0	$0	$0	$0
NHPP-Exempt	$10,024,649	$13,472,568	$0	$23,497,217	$0	$23,497,217
SPR Pooled Fund Transfer	$0	$0	$0	$0	$0	$0
Miscellaneous/Allocated Funds	$372,013	$21,037,142	$0	$21,409,155	$0	$21,409,155
Other Federal Aid	$0	$0	$0	$0	$0	$0
Federal Aid Total >	$732,496,393	$549,099,487	$0	$1,281,595,880	$698,259,318	$583,336,562
State Match For Federal Aid >					$108,843,454	
Non-Federal Aid	$26,680,000	$0	$0	$26,680,000	$26,680,000	$0
Non-Federal Aid + Federal Aid Total >					$833,782,772	

Fiscal Constraint Analysis Report

						STIP: 2022 - 2026 (D)
Funding Category	Anticipated Net Apportionments of Federal Funds	Estimated Carryover Balance	Anticipated Transfer of Funds	Total Funds Available (10/1) Subject to Obligation	Programmed Obligations	Estimated Balance Remaining
Federal Fiscal Year 2026						
National Highway Freight Program	$24,932,614	$9,299,357	$0	$34,231,971	$31,762,670	$2,469,301
NFP-NI					$0	
NFP-I					$31,762,670	
National Highway Performance Program	$375,220,820	$69,009,000	$0	$444,229,820	$359,746,528	$84,483,292
NHPP-NI					$190,275,754	
NHPP-I					$35,850,774	
NHPP-GANS					$133,620,000	
STBG (FLEX)	$50,164,762	$18,542,165	$0	$68,706,927	$65,445,937	$3,260,990
STBG (NON-FLEX)	$99,222,162	$8,635,737	$0	$107,857,899	$93,175,531	$14,682,368
Boston Urban Area	$61,944,764	$71,461	$0	$62,016,225	$61,719,120	$297,105
Barnstable Urban Area	$3,738,393	$4,055,820	$0	$7,794,213	$0	$7,794,213
Springfield, Chicopee, Holyoke	$8,055,650	$68,387	$0	$8,124,037	$7,409,983	$714,054
Worcester Urban Area	$6,873,600	$349,319	$0	$7,222,919	$1,600,000	$5,622,919
Providence, Pawtucket	$3,944,198	$3,863,407	$0	$7,807,605	$7,616,175	$191,430
Other Areas (Rural & Small Urban)	$14,665,557	$227,343	$0	$14,892,900	$14,830,253	$62,647
Bridge-Off System	$31,958,622	$87,914,932	$0	$119,873,554	$35,232,588	$84,640,966
Recreational Trails	$1,332,763	$517,268	$0	$1,850,031	$1,186,729	$663,302
TAP (FLEX)	$6,158,594	$6,902,749	$0	$13,061,343	$9,892,272	$3,169,071
TAP (NON-FLEX)	$6,158,594	$5,293,419	$0	$11,452,013	$1,990,174	$9,461,839
Boston Urban Area	$3,844,833	$84,874	$0	$3,929,707	$1,825,527	$2,104,180
Barnstable Urban Area	$232,037	$420,344	$0	$652,381	$164,647	$487,734
Springfield, Chicopee, Holyoke	$500,004	$657,978	$0	$1,157,982	$0	$1,157,982

Fiscal Constraint Analysis Report

Funding Category	Anticipated Net Apportionments of Federal Funds	Estimated Carryover Balance	Anticipated Transfer of Funds	Total Funds Available (10/1) Subject to Obligation	Programmed Obligations	Estimated Balance Remaining
Worcester Urban Area	$426,635	$1,285,294	$0	$1,711,929	$0	$1,711,929
Providence, Pawtucket	$244,812	$1,108,041	$0	$1,352,853	$0	$1,352,853
Other Areas (Rural & Small Urban)	$910,273	$1,736,888	$0	$2,647,161	$0	$2,647,161
HWY Safety Improvement Program	$39,223,163	$14,371,699	$0	$53,594,862	$37,770,517	$15,824,345
HSIP - High Risk Rural	$0	$3,368,751	$0	$3,368,751	$0	$3,368,751
RLWY/HWY Crossings-Hazard Elimination	$1,515,487	$10,256,208	$0	$11,771,695	$888,889	$10,882,806
RLWY/HWY Crossings-Protective Devices	$1,515,487	$6,031,530	$0	$7,547,017	$888,889	$6,658,128
CMAQ	$74,383,288	$58,651,455	$0	$133,034,743	$29,309,706	$103,725,037
Planning	$25,477,468	$64,891	$0	$25,542,359	$25,208,876	$333,483
Federal Aid Sub Total >	$737,263,824	$298,859,161	$0	$1,036,122,985	$692,499,306	$343,623,679
				Estimated Obligation Authority	$720,814,528	$28,315,222
Earmarks	$0	$76,944,342	$0	$76,944,342	$512,000	$76,432,342
HIP (FLEX)	$0	$8,606,926	$0	$8,606,926	$0	$8,606,926
HIP (NON-FLEX)	$0	$3,237,855	$0	$3,237,855	$0	$3,237,855
Boston Urban Area	$0	$5,162	$0	$5,162	$0	$5,162
Barnstable Urban Area	$0	$482,122	$0	$482,122	$0	$482,122
Springfield, Chicopee, Holyoke	$0	$641,261	$0	$641,261	$0	$641,261
Worcester Urban Area	$0	$20,727	$0	$20,727	$0	$20,727
Providence, Pawtucket	$0	$2,031,466	$0	$2,031,466	$0	$2,031,466
Other Areas (Rural & Small Urban)	$0	$57,117	$0	$57,117	$0	$57,117
HIP-Bridge	$0	-$1	$0	-$1	$0	-$1
CRRSAA (FLEX)	$0	$118,636,430	$0	$118,636,430	$0	$118,636,430
CRRSAA (NON-FLEX)	$0	$32,145,476	$0	$32,145,476	$0	$32,145,476

Reported Date: 5/21/2021 11:41:51 AM

Fiscal Constraint Analysis Report

STIP: 2022 - 2026 (D)						
Funding Category	Anticipated Net Apportionments of Federal Funds	Estimated Carryover Balance	Anticipated Transfer of Funds	Total Funds Available (10/1) Subject to Obligation	Programmed Obligations	Estimated Balance Remaining
Boston Urban Area	$0	$23,518,397	$0	$23,518,397	$0	$23,518,397
Barnstable Urban Area	$0	$1,419,345	$0	$1,419,345	$0	$1,419,345
Springfield, Chicopee, Holyoke	$0	$3,058,466	$0	$3,058,466	$0	$3,058,466
Worcester Urban Area	$0	$2,609,681	$0	$2,609,681	$0	$2,609,681
Providence, Pawtucket	$0	$1,497,483	$0	$1,497,483	$0	$1,497,483
Other Areas (Rural & Small Urban)	$0	$42,104	$0	$42,104	$0	$42,104
Next Generation Bridge Program	$0	$0	$0	$0	$0	$0
NHPP-Exempt	$0	$23,497,217	$0	$23,497,217	$0	$23,497,217
SPR Pooled Fund Transfer	$0	$0	$0	$0	$0	$0
Miscellaneous/Allocated Funds	$0	$21,409,155	$0	$21,409,155	$0	$21,409,155
Other Federal Aid	$0	$0	$0	$0	$0	$0
Federal Aid Total >	$737,263,824	$583,336,561	$0	$1,320,600,385	$693,011,306	$627,589,079
State Match For Federal Aid >					$104,697,920	
Non-Federal Aid	$26,680,000	$0	$0	$26,680,000	$26,680,000	$0
Non-Federal Aid + Federal Aid Total >					$824,389,226	

FFY 2022-2026 Transit Financial Constraint

Fiscal Constraint Analysis - 2022

Federal Funding Source	Unobligated Carryover	Current Year Available (est.)	Total Funds Available (Carryover + Current Year Available)	Programmed Funds	Unprogrammed Funds	Net Change in Programmed Funds from Previous STIP	State Funding Source	Programmed Funds
5307	$57,397,917	$240,879,331	$298,277,248	$216,501,326	$81,775,922		RTACAP	$43,439,007
5309	$0	$46,121,000	$46,121,000	$46,121,000	$0		VW Mitigation Funds	$0
5310	$5,913,692	$6,344,018	$12,257,710	$6,344,018	$5,913,692		SCA	$23,159,082
5311	$4,475,206	$4,386,976	$8,862,182	$6,492,931	$2,369,251		TDC*	$2,488,958
5337	$12,928,797	$278,767,894	$291,696,691	$154,010,102	$137,686,589		MAP	$4,000,000
5339	$5,563,364	$11,624,852	$17,193,555	$13,504,564	$3,688,991		Local Funds	$16,321,425
Other Federal		$598,508,539	$598,508,539	$598,508,539	$0		MBTA Matching Funds	$123,070,500
	$86,278,976	**$1,186,632,610**	**$1,272,916,925**	**$1,041,482,480**	**$231,434,445**	**NA**	**Total Non-Federal Aid**	**$212,478,972**

Fiscal Constraint Analysis - 2023

Federal Funding Source	Unobligated Carryover	Current Year Available (est.)	Total Funds Available (Carryover + Current Year Available)	Programmed Funds	Unprogrammed Funds	Net Change in Programmed Funds from Previous STIP	State Funding Source	Programmed Funds
5307	$81,775,922	$248,105,711	$329,881,633	$229,047,533	$100,834,100		RTACAP	$46,092,467
5309	$0	$0	$0	$0	$0		VW Mitigation Funds	$0
5310	$5,913,692	$6,470,898	$12,384,590	$6,470,898	$5,913,692		SCA	$31,071,434
5311	$2,369,251	$4,474,716	$6,843,967	$6,843,336	$631		TDC*	$1,561,813
5337	$137,686,589	$173,080,959	$310,767,548	$157,636,269	$153,131,279		MAP	$4,000,000
5339	$3,688,991	$10,416,262	$14,110,592	$11,934,103	$2,176,489		Local Funds	$16,898,705
Other Federal	$0	$531,755,742	$531,755,742	$323,765,412	$207,990,330		MBTA Matching Funds	$78,095,885
	$231,434,445	**$974,304,288**	**$1,205,744,072**		**$470,046,521**	**NA**	**Total Non-Federal Aid**	**$177,720,304**

Fiscal Constraint Analysis - 2024

Federal Funding Source	Unobligated Carryover	Current Year Available (est.)	Total Funds Available (Carryover + Current Year Available)	Programmed Funds	Unprogrammed Funds	Net Change in Programmed Funds from Previous STIP	State Funding Source	Programmed Funds
5307	$100,834,100	$255,548,882	$356,382,982	$231,386,379	$124,996,603		RTACAP	$53,543,491
5309	$0	$0	$0	$0	$0		VW Mitigation Funds	$0
5310	$5,913,692	$6,600,316	$12,514,009	$6,600,316	$5,913,693		SCA	$32,714,372
5311	$631	$4,564,210	$4,564,840	$7,182,830	($2,617,990)		TDC*	$6,387,667
5337	$153,131,279	$179,086,148	$332,217,427	$160,310,969	$171,906,458		MAP	$4,000,000
5339	$2,176,489	$13,549,927	$15,726,416	$15,726,365	$51		Local Funds	$17,346,487
Other Federal	$207,990,330	$113,537,824	$321,528,154	$307,144,415	$14,383,739		MBTA Matching Funds	$70,118,445
	$470,046,521	**$572,887,307**	**$1,042,933,828**		**$314,582,554**	**NA**	**Total Non-Federal Aid**	**$177,722,795**

Fiscal Constraint Analysis - 2025

Federal Funding Source	Unobligated Carryover	Current Year Available (est.)	Total Funds Available (Carryover + Current Year Available)	Programmed Funds	Unprogrammed Funds	Net Change in Programmed Funds from Previous STIP	State Funding Source	Programmed Funds
5307	$124,996,603	$263,215,349	$388,211,952	$233,736,390	$154,475,562		RTACAP	$15,411,318
5309	$0	$0	$0		$0		VW Mitigation Funds	$0
5310	$5,913,693	$6,732,323	$12,646,015	$6,732,323	$5,913,692		SCA	$34,119,478
5311	($2,617,990)	$4,655,494	$2,037,504	$7,274,114	($5,236,610)		TDC*	$1,716,010
5337	$171,906,458	$182,166,430	$354,072,888	$163,031,196	$191,041,692		MAP	$4,000,000
5339	$51	$17,309,514	$17,309,565	$17,299,348	$10,217		Local Funds	$12,496,658
Other Federal	$14,383,739	$110,337,977	$148,411,000	$148,410,000	$1,000		MBTA Matching Funds	$80,789,600
	$314,582,554	**$584,417,086**	**$922,688,925**		**$346,205,554**	**NA**	**Total Non-Federal Aid**	**$146,817,054**

Fiscal Constraint Analysis - 2026

FFY 2022-2026 Transit Financial Constraint

Federal Funding Source	Unobligated Carryover	Current Year Available (est.)	Total Funds Available (Carryover + Current Year Available)	Programmed Funds	Unprogrammed Funds	Net Change in Programmed Funds from Previous STIP
5307	$154,475,562	$271,111,809	$425,587,371	$243,386,464	$182,200,907	
5309	$0	$0	$0	$0	$0	
5310	$5,913,692	$6,866,969	$12,780,661	$6,866,969	$5,913,692	
5311	($5,236,610)	$4,748,604	($488,006)	$5,367,224	($5,855,230)	
5337	$191,041,692	$185,299,693	$376,341,385	$164,731,165	$211,610,220	
5339	$10,217	$19,606,074	$19,616,291	$19,572,050	$44,241	
Other Federal	$1,000	$129,845,879	$129,846,879	$129,685,000	$161,879	
	$346,205,554	**$617,479,028**	**$963,684,581**		**$394,075,709**	**NA**

State Funding Source	Programmed Funds
RTACAP	$15,235,004
VW Mitigation Funds	
SCA	$38,166,455
TDC*	$1,738,216
MAP	$4,000,000
Local Funds	$9,189,283
MBTA Matching Funds	$82,171,103
Total Non-Federal Aid	**$148,761,845**
	14-May-21

Note: Transportation Development Credits (TDC) are a soft match.
Note: "Current Year Available" amounts are estimated based on prior FAST Act apportionments and inflation rates.
Note: Carryover Funds are Federal Transit funds which have been apportioned to Regional Transit partners, but not previously obligated.

Advanced construction (AC)

AC projects are those which are funded over multiple federal fiscal years and multiple construction seasons. The AC procedure allows states to commence eligible projects without first having to obligate the entirety of the federal government's share of expenditures. The following tables are projects programmed in the FFY 2022-2026 STIP which are programmed with an AC schedule.

Advance Construction (AC) Schedule

MPO Projects											STIP: 2022 - 2026 (D)
Project	MPO	MassDOT Project Description	Prior Years	2022	2023	2024	2025	2026	Future STIP	Total AC Conversion	Adjusted TFPC
AC'd Year: Prior to 2022											
S10780	Boston Region	GREEN LINE EXTENSION PROJECT- EXTENSION TO COLLEGE AVENUE WITH THE UNION SQUARE SPUR	$190,079,465	$27,116,883	$0	$0	$0	$0	$0	$27,116,883	$27,096,238
		Scheduled AC Conversions		$27,116,883	$0	$0	$0	$0	$0	$27,116,883	$27,096,238
AC'd Year: Prior to 2022											
605888	Southeastern Mass	TAUNTON- INTERCHANGE IMPROVEMENTS AT ROUTES 24 & 140, INCLUDING REPLACING T-01-045 AND T-01-046	$78,580,991	$0	$0	$0	$0	$0	$0	$0	$0
606552	Pioneer Valley	NORTHAMPTON– BRIDGE REPLACEMENT, N-19-059, I-91 OVER US ROUTE 5 AND B&MRR, BRIDGE REPLACEMENT, N-19-060, I-91 OVER HOCKANUM ROAD AND IMPROVEMENTS TO I-91/INTERCHANGE 18	$21,605,777	$5,984,345	$0	$0	$0	$0	$0	$5,984,345	$60,423,296
		Scheduled AC Conversions		$5,984,345	$0	$0	$0	$0	$0	$5,984,345	$60,423,296
AC'd Year: Prior to 2022											
605032	Pioneer Valley	HADLEY- RECONSTRUCTION ON ROUTE 9, FROM MIDDLE STREET TO MAPLE/SOUTH MAPLE STREET	$8,793,026	$17,486,346	$0	$0	$0	$0	$0	$17,486,346	$26,279,372
606463	Franklin Region	BUCKLAND- RECONSTRUCTION & MINOR WIDENING ON CONWAY STREET, SUMMER STREET, SOUTH STREET & CONWAY ROAD	$2,887,813	$4,980,693	$0	$0	$0	$0	$0	$4,980,693	$7,868,506
606476	Boston Region	BOSTON- ROADWAY, CEILING, ARCH & WALL RECONSTRUCTION AND OTHER CONTROL SYSTEMS IN SUMNER TUNNEL	$41,554,673	$41,869,637	$11,607,808	$0	$0	$0	$0	$53,477,445	$136,722,750
607319	Cape Cod	MASHPEE- CORRIDOR IMPROVEMENTS & RELATED WORK ON NATHAN ELLIS HIGHWAY (ROUTE 151), FROM MASHPEE ROTARY TO FALMOUTH T.L.	$11,157,034	$4,777,353	$0	$0	$0	$0	$0	$4,777,353	$15,934,387

*Non-Federal Aid Totals to be converted to Federal Aid by A/C Conversions as shown above.

Advance Construction (AC) Schedule

MPO Projects										STIP: 2022 - 2026 (D)
Project	MPO	MassDOT Project Description	Prior Years	2022	2023	2024	2025	2026	Future STIP	Total AC Conversion	Adjusted TFPC
608142	Martha's Vineyard	OAK BLUFFS- CONSTRUCTION OF A SHARED USE PATH ALONG BEACH ROAD, FROM THE LAGOON POND BRIDGE NORTHERLY TO THE EASTVILLE AVENUE/COUNTY ROAD INTERSECTION	$754,330	$769,690	$0	$0	$0	$0	$0	$769,690	$4,086,223
		Scheduled AC Conversions		$69,883,719	$11,607,808	$0	$0	$0	$0	$81,491,527	$190,891,238
AC'd Year: 2022											
602659	Central Mass	CHARLTON- OXFORD- RECONSTRUCTION ON ROUTE 20, FROM RICHARDSON'S CORNER EASTERLY TO ROUTE 12, INCLUDES REHAB OF C-06-023 & REPLACEMENT OF O-06-002	$0	$4,000,000	$1,768,000	$0	$2,776,050	$0	$0	$4,544,050	$71,344,050
607977	Boston Region	HOPKINTON- WESTBOROUGH- RECONSTRUCTION OF I-90/I-495 INTERCHANGE	$0	$38,210,845	$40,000,000	$25,917,561	$0	$0	$0	$65,917,561	$285,366,126
608049	Southeastern Mass	FALL RIVER- CORRIDOR IMPROVEMENTS ON ROUTE 79/DAVOL STREET	$0	$7,283,745	$0	$25,917,561	$0	$0	$0	$25,917,561	$97,787,500
605178	Northern Middlesex	BILLERICA- REHABILITATION ON BOSTON ROAD (ROUTE 3A) FROM BILLERICA TOWN CENTER TO FLOYD STREET	$0	$2,541,379	$9,524,030	$0	$0	$0	$0	$9,524,030	$12,065,409
608374	Pioneer Valley	WEST SPRINGFIELD- RECONSTRUCTION OF MEMORIAL AVENUE (ROUTE 147), FROM COLONY ROAD TO THE MEMORIAL AVENUE ROTARY (1.4 MILES)	$0	$1,125,167	$18,169,736	$2,397,425	$0	$0	$0	$20,567,161	$21,692,328
S12114	Boston Region	ROYALL STREET SHUTTLE	$0	$209,101	$177,177	$148,542	$0	$0	$0	$325,719	$534,820
S12125	Boston Region	NEWTON MICROTRANSIT SERVICE	$0	$275,000	$152,000	$0	$0	$0	$0	$152,000	$427,000
		Scheduled AC Conversions			$69,790,943	$54,381,089	$2,776,050	$0	$0	$126,948,082	$489,217,233
AC'd Year: 2023											
602202	Merrimack Valley	SALISBURY- RECONSTRUCTION OF ROUTE 1 (LAFAYETTE ROAD)	$0	$0	$10,271,140	$7,943,684	$0	$0	$0	$7,943,684	$18,214,824

Advance Construction (AC) Schedule

MPO Projects										STIP: 2022 - 2026 (D)
Project	MPO	MassDOT Project Description	Prior Years	2022	2023	2024	2025	2026	Future STIP	Total AC Conversion	Adjusted TFPC
607403	Old Colony	STOUGHTON- CORRIDOR IMPROVEMENTS ON ROUTE 138	$0	$0	$6,971,447	$4,514,071	$0	$0	$0	$4,514,071	$11,485,518
606226	Boston Region	BOSTON- RECONSTRUCTION OF RUTHERFORD AVENUE, FROM CITY SQUARE TO SULLIVAN SQUARE	$0	$0	$29,741,203	$30,446,838	$32,055,959	$33,500,000	$0	$96,002,797	$183,633,774
607777	Boston Region	WATERTOWN- REHABILITATION OF MOUNT AUBURN STREET (ROUTE 16)	$0	$0	$12,169,621	$16,170,469	$0	$0	$0	$16,170,469	$28,340,090
S12124	Boston Region	COMMUNITY CONNECTIONS PROGRAM	$0	$0	$1,670,823	$1,851,458	$2,000,000	$2,000,000	$0	$5,851,458	$7,522,281
603371	Franklin Region	ORANGE- RECONSTRUCTION OF NORTH MAIN STREET, FROM SCHOOL STREET TO LINCOLN AVENUE (0.4 MILES) INCL RELOCATION OF FALL HILL BROOK CULVERT	$0	$0	$3,402,488	$4,591,249	$0	$0	$0	$4,591,249	$7,993,737
		Scheduled AC Conversions				$65,517,769	$34,055,959	$35,500,000	$0	$135,073,728	$257,190,225
AC'd Year: 2024											
608095	Merrimack Valley	NORTH ANDOVER- CORRIDOR IMPROVEMENTS ON ROUTE 114, BETWEEN ROUTE 125 (ANDOVER STREET) & STOP & SHOP DRIVEWAY	$0	$0	$0	$3,441,954	$11,119,839	$10,831,078	$0	$21,950,917	$35,394,776
604499	Montachusett	LEOMINSTER- RECONSTRUCTION/ REHABILITATION ON ROUTE 12 (CENTRAL STREET), INCLUDING REHABILITATION OF L-08-022	$0	$0	$0	$11,400,000	$1,600,000	$1,345,666	$0	$2,945,666	$14,345,666
608744	Cape Cod	PROVINCETOWN- CORRIDOR IMPROVEMENTS AND RELATED WORK ON SHANK PAINTER ROAD, FROM ROUTE 6 TO BRADFORD STREET	$0	$0	$0	$3,669,828	$9,308,514	$0	$0	$9,308,514	$12,978,342
609459	Martha's Vineyard	TISBURY- DRAINAGE IMPROVEMENTS ON STATE HIGHWAY	$0	$0	$0	$796,810	$334,267	$0	$0	$334,267	$1,090,681
		Scheduled AC Conversions					$22,362,620	$12,176,744	$0	$34,539,364	$63,809,465
AC'd Year: 2025											

Advance Construction (AC) Schedule

MPO Projects											STIP: 2022 - 2026 (D)
Project	MPO	MassDOT Project Description	Prior Years	2022	2023	2024	2025	2026	Future STIP	Total AC Conversion	Adjusted TFPC
605857	Boston Region	NORWOOD- INTERSECTION IMPROVEMENTS @ ROUTE 1 & UNIVERSITY AVENUE/EVERETT STREET	$0	$0	$0	$0	$9,000,000	$16,757,791	$0	$16,757,791	$25,757,791
608051	Boston Region	WILMINGTON- RECONSTRUCTION ON ROUTE 38 (MAIN STREET), FROM ROUTE 62 TO THE WOBURN C.L.	$0	$0	$0	$0	$9,000,000	$16,473,225	$0	$16,473,225	$25,473,225
S12113	Boston Region	TRANSIT MODERNIZATION PROGRAM	$0	$0	$0	$0	$5,500,000	$5,500,000	$0	$5,500,000	$11,000,000
605983	Franklin Region	WHATELY- REHABILITATION OF HAYDENVILLE ROAD, FROM CONWAY ROAD TO THE WILLIAMSBURG T.L. (1.7 MILES)	$0	$0	$0	$0	$6,375,531	$3,619,452	$0	$3,619,452	$9,994,983
		Scheduled AC Conversions						$42,350,468	$0	$42,350,468	$72,226,000
AC'd Year: 2026											
609213	Montachusett	HARVARD- RESURFACING AND BOX WIDENING ON AYER ROAD, FROM ROUTE 2 TO THE AYER TOWN LINE	$0	$0	$0	$0	$0	$2,500,000	$9,258,738	$0	$11,758,738
608506	Old Colony	HANSON- CORRIDOR IMPROVEMENTS ON ROUTE 14 (MAQUAN STREET), FROM THE PEMBROKE T.L. TO INDIAN HEAD STREET AND RELATED WORK	$0	$0	$0	$0	$0	$5,464,471	$0	$0	$11,960,783
608737	Berkshire Region	DALTON- RECONSTRUCTION OF DALTON DIVISION ROAD	$0	$0	$0	$0	$0	$276,380	$11,193,700	$0	$11,470,080
611986	Cape Cod	MASHPEE- CORRIDOR IMPROVEMENTS & RELATED WORK ON ROUTE 151, FROM THE FALMOUTH T.L. TO OLD BARNSTABLE ROAD (PHASE 2)	$0	$0	$0	$0	$0	$8,053,432	$0	$0	$16,530,000
		Scheduled AC Conversions							$20,452,438	$0	$51,719,601
		Non-Federal Aid*		$102,984,947	$81,398,751	$119,898,858	$59,194,629	$90,027,212	$20,452,438	#Error	$1,212,573,296

Advance Construction (AC) Schedule

Statewide Projects											STIP: 2022 - 2026 (D)
Project	MPO	MassDOT Project Description	Prior Years	2022	2023	2024	2025	2026	Future STIP	Total AC Conversion	Adjusted TFPC
AC'd Year: Prior to 2022											
604173	Boston Region	BOSTON- BRIDGE REPLACEMENT, B-16-016, NORTH WASHINGTON STREET OVER THE BOSTON INNER HARBOR	$164,313,402	$28,825,727	$0	$0	$0	$0	$0	$28,825,727	$176,318,433
		Scheduled AC Conversions		$28,825,727	$0	$0	$0	$0	$0	$28,825,727	$176,318,433
AC'd Year: Prior to 2022											
605287	Boston Region	CHELSEA- ROUTE 1 VIADUCT REHABILITATION (SB/NB) ON C-09-007 & C-09-011	$204,453,470	$0	$0	$0	$0	$0	$0	$0	$0
605306	Merrimack Valley	HAVERHILL- BRIDGE REPLACEMENT, H-12-039, I-495 (NB & SB) OVER MERRIMACK RIVER	$108,336,519	$12,994,233	$0	$0	$0	$0	$0	$12,994,233	$108,833,832
		Scheduled AC Conversions		$12,994,233	$0	$0	$0	$0	$0	$12,994,233	$108,833,832
AC'd Year: Prior to 2022											
604952	Boston Region	LYNN- SAUGUS- BRIDGE REPLACEMENT, L-18-016=S-05-008, ROUTE 107 OVER THE SAUGUS RIVER (AKA - BELDEN G. BLY BRIDGE)	$82,663,817	$20,617,535	$0	$0	$0	$0	$0	$20,617,535	$98,962,749
		Scheduled AC Conversions		$20,617,535	$0	$0	$0	$0	$0	$20,617,535	$98,962,749
AC'd Year: Prior to 2022											
605888	Southeastern Mass	TAUNTON- INTERCHANGE IMPROVEMENTS AT ROUTES 24 & 140, INCLUDING REPLACING T-01-045 AND T-01-046	$21,605,777	$54,573,557	$0	$0	$0	$0	$0	$54,573,557	$126,517,047
606552	Pioneer Valley	NORTHAMPTON– BRIDGE REPLACEMENT, N-19-059, I-91 OVER US ROUTE 5 AND B&MRR, BRIDGE REPLACEMENT, N-19-060, I-91 OVER HOCKANUM ROAD AND IMPROVEMENTS TO I-91/INTERCHANGE 18	$29,462,788	$3,370,385	$0	$0	$0	$0	$0	$3,370,385	$60,423,296
		Scheduled AC Conversions		$57,943,942	$0	$0	$0	$0	$0	$57,943,942	$186,940,343
AC'd Year: Prior to 2022											

Advance Construction (AC) Schedule

Statewide Projects											STIP: 2022 - 2026 (D)
Project	MPO	MassDOT Project Description	Prior Years	2022	2023	2024	2025	2026	Future STIP	Total AC Conversion	Adjusted TFPC
606476	Boston Region	BOSTON- ROADWAY, CEILING, ARCH & WALL RECONSTRUCTION AND OTHER CONTROL SYSTEMS IN SUMNER TUNNEL	$32,428,639	$4,000,000	$5,261,993	$0	$0	$0	$0	$9,261,993	$136,722,750
608142	Martha's Vineyard	OAK BLUFFS- CONSTRUCTION OF A SHARED USE PATH ALONG BEACH ROAD, FROM THE LAGOON POND BRIDGE NORTHERLY TO THE EASTVILLE AVENUE/COUNTY ROAD INTERSECTION	$0	$2,562,203	$0	$0	$0	$0	$0	$2,562,203	$4,086,223
		Scheduled AC Conversions		$6,562,203	$5,261,993	$0	$0	$0	$0	$11,824,196	$140,808,973
AC'd Year: 2022											
602659	Central Mass	CHARLTON- OXFORD- RECONSTRUCTION ON ROUTE 20, FROM RICHARDSON'S CORNER EASTERLY TO ROUTE 12, INCLUDES REHAB OF C-06-023 & REPLACEMENT OF O-06-002	$0	$12,000,000	$25,000,000	$15,000,000	$4,000,000	$6,800,000	$0	$50,800,000	$71,344,050
607977	Boston Region	HOPKINTON- WESTBOROUGH- RECONSTRUCTION OF I-90/I-495 INTERCHANGE	$0	$40,701,272	$39,112,212	$60,290,230	$65,101,524	$61,971,855	$25,227,294	$226,475,821	$285,366,126
608049	Southeastern Mass	FALL RIVER- CORRIDOR IMPROVEMENTS ON ROUTE 79/DAVOL STREET	$0	$4,430,131	$15,000,000	$15,000,000	$15,000,000	$15,156,063	$0	$60,156,063	$97,787,500
		Scheduled AC Conversions			$79,112,212	$90,290,230	$84,101,524	$83,927,918	$25,227,294	$337,431,884	$454,497,676
AC'd Year: 2023											
606527	Southeastern Mass	NEW BEDFORD- SUPERSTRUCTURE REPLACEMENT, N-06-020, I-195 (EB & WB) RAMP C & F OVER ST 18, COUNTY STREET, STATE STREET, MASS COASTAL RAILROAD, PURCHASE STREET, WELD STREET, INCLUDES REPLACING N-06-046, I-195 (EB) RAMP F OVER WELD STREET	$0	$0	$87,758,938	$17,325,530	$5,249,352	$7,310,325	$8,142,103	$29,885,207	$125,786,248
608930	Merrimack Valley	LAWRENCE- LAWRENCE MANCHESTER RAIL CORRIDOR (LMRC) RAIL TRAIL	$0	$0	$11,489,738	$9,926,566	$0	$0	$0	$9,926,566	$21,416,304
		Scheduled AC Conversions				$27,252,096	$5,249,352	$7,310,325	$8,142,103	$39,811,773	$147,202,552
AC'd Year: 2024											

Advance Construction (AC) Schedule

Statewide Projects — STIP: 2022 - 2026 (D)

Project	MPO	MassDOT Project Description	Prior Years	2022	2023	2024	2025	2026	Future STIP	Total AC Conversion	Adjusted TFPC
605304	Merrimack Valley	HAVERHILL- BRIDGE REPLACEMENT, H-12-007 & H-12-025, BRIDGE STREET (SR 125) OVER THE MERRIMACK RIVER AND THE ABANDONED B&M RR (PROPOSED BIKEWAY)	$0	$0	$0	$17,677,292	$11,368,673	$28,335,801	$0	$39,704,474	$112,166,208
609466	Merrimack Valley	HAVERHILL- BRIDGE REPLACEMENT, H-12-040, I-495 (NB & SB) OVER MERRIMACK RIVER	$0	$0	$0	$13,120,616	$26,022,337	$39,018,675	$21,621,462	$65,041,012	$99,783,090
606522	Merrimack Valley	ANDOVER- BRIDGE REHABILITATION, A-09-036, I-495 OVER ST 28 (SB), A-09-037, I-495 OVER B&M AND MBTA, A-09-041, I-495 OVER ST 28 (NB)	$0	$0	$0	$18,968,002	$11,148,991	$34,108,145	$122,695,862	$45,257,136	$186,921,000
		Scheduled AC Conversions					$48,540,001	$101,462,621	$144,317,324	$150,002,622	$398,870,298
		Non-Federal Aid*		$126,943,640	$84,374,205	$117,542,326	$137,890,877	$192,700,864	$177,686,721	$659,451,912	$1,712,434,856

Status of FFY 2021 investments

Projects that are currently programmed in the FFY 2021 element of the active FFY 2021-2025 STIP are scheduled to be advertised for contractual bid throughout the Federal Fiscal Year, (October 2020 – September 2021). The following tables depict the status of each project currently programmed in FFY 2021 with actual dates of advertisement or anticipated quarter of advertisement. The quarters of FFY 2021 listed in the following tables refer to the following calendar months:

Quarter 1 (Q1): October 2020 through December 2020

Quarter 2 (Q2): January 2021 through March 2021

Quarter 3 (Q3): April 2021 through June 2021

Quarter 4 (Q4): July 2021 through September 2021

FFY 2021 status table *(to be provided in final document)*

FFY 2021 status table *(to be provided in final document)*

FFY 2021 status table *(to be provided in final document)*

FFY 2021 status table *(to be provided in final document)*

Air quality

Nearly all of Massachusetts was designated on May 21, 2012 by EPA (with limited exceptions) as “unclassifiable/attainment” for the latest ozone standard. However, due to the recent U.S. Court of Appeals decision in *South Coast Air Quality Management District v. EPA*, Case No. 15-1115 that struck down portions of the 2008 Ozone NAAQS SIP Requirements Rule, along with the anti-backsliding requirements associated with the revocation of the 1997 ozone NAAQS conformity determination, a Transportation Improvement Program (TIP) air quality conformity determination was required for each MPO in the Commonwealth. This conformity determination was finalized in July 2019 after each MPO endorsed an amended long range transportation plan and will include the Commonwealth providing a conformity analysis (see Appendix A for the full conformity determination). Massachusetts’ air quality conformity determination was documented, reviewed and approved by FHWA, FTA, the US Environmental Protection Agency (EPA) and Department of Environmental Protection (DEP).

Greenhouse gas impacts

This section summarizes the greenhouse gas (GHG) impacts anticipated to result from the projects that are included in this FFY 2022–2026 STIP. It includes a summary of the state laws and policies that call for reducing greenhouse gas in the Commonwealth in order to mitigate global climate change; actions that respond to these state laws and policies; the role of regional planning and STIP development in reducing GHG emissions and tracking these reductions; and the projected GHG emission impacts from the projects programmed in the STIP. The tables summarizing the calculated quantitative and assumed qualitative impacts of the projects included in each regional FFY 2022–2026 TIPs are found following the investment tables at the end of the STIP.

State policy context

The Global Warming Solutions Act (GWSA), which was signed into law in August 2008, makes Massachusetts a leader in setting aggressive and enforceable GHG reduction targets, and implementing policies and initiatives to achieve these targets. In keeping with the law, on December 29, 2010, the Massachusetts Executive Office of Energy and Environmental Affairs (EOEEA), in consultation with other state agencies and the public, released the Massachusetts Clean Energy and Climate Plan for 2020.

In August 2017, the Massachusetts Department of Environmental Protection amended an existing regulation, 310 CMR 60.05: Global Warming Solutions Act

Requirements for Transportation, to require that MPOs use GHG impacts as an evaluation criterion for project prioritization and annually evaluate the aggregate GHG impacts of TIPs. It also requires that MassDOT annually evaluate the aggregate GHG impact of the STIP. The targets for overall statewide GHG emissions are:

By 2020

25
percent reduction
below statewide
1990 GHG
emission levels

By 2050

80
percent reduction
below statewide
1990 GHG
emission levels

The role of MPOs

The Commonwealth's MPOs are integrally involved in supporting the GHG reductions mandated under the GWSA. The MPOs are most directly involved through the promotion of healthy transportation modes through prioritizing and programming an appropriate balance of roadway, transit, bicycle and pedestrian investments – and assisting smart growth development patterns through the creation of a balanced, multi-modal transportation system. This is realized through the transportation goals and policies espoused in their respective 2020 Regional Transportation Plans (RTPs); the major projects planned in those RTPs; and the mix of new transportation projects that are programmed and

implemented through the TIPs. The GHG evaluation process enables the MPOs to estimate GHG impacts of planned and programmed projects, and also to use GHG impacts as a criterion in prioritizing transportation projects.

Project-level GHG impact evaluation

The MPOs' TIPs include both the larger, regionally-significant projects from the RTPs, which are reported in the statewide GHG report, as well as smaller projects that are not included in the RTP but that may nevertheless have impacts on GHG emissions. The primary objective of this effort is to enable the MPOs to evaluate expected GHG impacts of all projects and to use this information as a criterion for prioritizing and programming projects.

MassDOT developed spreadsheets used by the MPOs to estimate the CO_2 impacts of quantifiable projects. The data and analysis required for these calculations is available from functional design reports that are submitted for projects that would produce a measurable GHG impact.

Projects with quantified impacts

RTP Projects

Major capacity expansion projects are expected to have a significant impact on GHG emissions. These projects are included in each MPO's RTPs and analyzed using either the statewide model or the Boston MPO's regional model, which reflect GHG impacts. As a result, no independent TIP calculations are required.

Quantified Decrease in Emissions

The following categories of projects are expected to produce a measurable decrease in GHG emissions, and TIP projects that fall under these categories should undergo a quantitative analysis if they have not already been included in the RTP.

- **Quantified Decrease in Emissions from Traffic Operational Improvement** - An intersection reconstruction or signalization project that is projected to reduce delay and congestion.
- **Quantified Decrease in Emissions from Pedestrian and Bicycle Infrastructure** - A shared-use path that enables increased walking and biking and decreases vehicle-miles traveled (VMT).
- **Quantified Decrease in Emissions from New/Additional Transit Service** - A bus or shuttle service that enables increased transit ridership and decreased VMT.
- **Quantified Decrease in Emissions from a Park and Ride Lot** - A park-and-ride lot that enables increased transit ridership/ increased ridesharing and decreased VMT.
- **Quantified Decrease in Emissions from Bus Replacement** - a bus replacement that directly reduces GHG emissions generated by service.
- **Quantified Decrease in Emissions from Complete Streets Improvements** - Improvements to roadway networks that include the

addition of bicycle and pedestrian accommodations where none were present before.

- **Quantified Decrease in Emissions from Alternative Fuel Vehicle Procurements** – A vehicle procurement where alternative fuel/advanced technology vehicles replace traditional gas or diesel vehicles.
- **Quantified Decrease in Emissions from Anti-idling Strategies** – Implementation of policies such as limiting idling allowed, incorporating anti-idling technology into fleets and using LED lights on trucks for the purpose of illuminating worksites.
- **Quantified Decrease in Emissions from Bike Share Projects** – A new bike share project or capacity added to an existing project.
- **Quantified Decrease in Emissions from Induced Travel Projects** – A project that changes roadway capacity
- **Quantified Decrease in Emissions from Speed Reduction Programs** – Programs that reduce speed to no less than 55 miles per hour.
- **Quantified Decrease in Emissions from Transit Signal Priority Projects** – A project that applies this technology to a signal intersection or along a corridor that impacts bus service.
- **Quantified Decrease in Emissions from Truck Stop Electrification Projects** – A new truck stop electrification project or capacity added to an existing project.
- **Quantified Decrease in Emissions from Other Improvement** – Any project that does not fall into the previously specified categories with an associated decrease in emissions.

Quantified Increase in Emissions

Projects expected to produce a measurable increase in emissions should be estimated and labeled as such in the TIP GHG report.

Projects with no assumed quantitative impacts

No Assumed Impact/Negligible Impact on Emissions

Projects that do not change the capacity or use of a facility (e.g. roadway median barrier or retaining wall replacement, or a bridge rehabilitation/replacement that restores the bridge to its previous condition) are assumed to have no/negligible GHG impact and are labeled as such in the TIP GHG report.

Qualitative Decrease in Emissions

Projects expected to produce a minor decrease in emissions that cannot be calculated with any precision. Examples of such projects include e-bikes and e-scooters, roadway repaving, signage improvement, ITS improvement, or transit marketing/customer experience improvement. These projects are labeled as such in the TIP GHG report.

Qualitative Increase in Emissions

Projects expected to produce a minor increase in emissions that cannot be calculated with any precision. These are labeled as such in the TIP GHG report.

Public comment

The FFY 2022-2026 STIP was released for public comment on MassDOT's STIP website on May 26, 2021 through June 14, 2021 in alignment with MassDOT's SFY 2022 Capital Investment Plan (CIP). Comments were invited to be mailed to the STIP Coordinator, MassDOT, Office of Transportation Planning, 10 Park Plaza Room 4150, Boston MA 02116, by fax to 857-368-0639, or by e-mail to planning@dot.state.ma.us. MassDOT's Legal notices were published on May 25th in the following news outlets:

- Berkshire Eagle
- Cape Cod Times
- Boston Globe
- Springfield Republican
- Worcester Telegram

While public comments are received directly on the STIP, the Commonwealth's MPOs collectively receive comments on their individual Transportation Improvement Programs (TIPs) during their respective public outreach efforts, conducted over the months of March 2021 to May 2021.

2022-2026 investment tables

Year	MassDOT Project ID	MPO	Municipality	MassDOT Project Description	District	Funding Source	Adjusted TFPC	Total Programmed Funds	Federal Funds	Non-Federal Funds	MPO Project Score	Entity Receiving Transfer	PSAC Score	Earmark Details	Proponent	Other Information
Federal Fiscal Year 2022								$861,689,141	$714,752,070	$146,937,071						
Section 1A / Regionally Prioritized Projects								$266,620,761	$213,672,372	$52,948,389						
Roadway Reconstruction								$122,552,313	$98,087,702	$24,464,611						
2022	600380	Old Colony	Pembroke	PEMBROKE- REHABILITATION OF ROUTE 36 (CENTER STREET) FROM ROUTE 27 TO ROUTE 14	5	CMAQ	$10,160,995	$1,139,886	$911,909	$227,977	34.11					a) Construction; b) Total Project Cost = $10,160,995 w/ $8,676,301 of STBG funding, $1,139,886 of CMAQ funding, $344,808 of TAP funding; d) MPO score 34.11
2022	600380	Old Colony	Pembroke	PEMBROKE- REHABILITATION OF ROUTE 36 (CENTER STREET) FROM ROUTE 27 TO ROUTE 14	5	STBG	$10,160,995	$8,676,301	$6,941,041	$1,735,260	34.11					a) Construction; b) Total Project Cost = $10,160,995 w/ $8,676,301 of STBG funding, $1,139,886 of CMAQ funding, $344,808 of TAP funding; d) MPO score 34.11
2022	600380	Old Colony	Pembroke	PEMBROKE- REHABILITATION OF ROUTE 36 (CENTER STREET) FROM ROUTE 27 TO ROUTE 14	5	TAP	$10,160,995	$344,808	$275,846	$68,962	34.11					a) Construction; b) Total Project Cost = $10,160,995 w/ $8,676,301 of STBG funding, $1,139,886 of CMAQ funding, $344,808 of TAP funding; d) MPO score 34.11
2022	602077	Boston Region	Lynn	LYNN- RECONSTRUCTION ON ROUTE 129 (LYNNFIELD STREET), FROM GREAT WOODS ROAD TO WYOMA SQUARE	4	CMAQ	$6,643,384	$1,000,000	$800,000	$200,000	38				Lynn	Construction; CMAQ+STBG Total Cost = $6,349,357; MPO Evaluation Score = 38
2022	602077	Boston Region	Lynn	LYNN- RECONSTRUCTION ON ROUTE 129 (LYNNFIELD STREET), FROM GREAT WOODS ROAD TO WYOMA SQUARE	4	STBG	$6,643,384	$5,349,357	$4,279,486	$1,069,871	38				Lynn	Construction; CMAQ+STBG Total Cost = $6,349,357; MPO Evaluation Score = 38
2022	602659	Central Mass	Multiple	CHARLTON- OXFORD- RECONSTRUCTION ON ROUTE 20, FROM RICHARDSON'S CORNER EASTERLY TO ROUTE 12, INCLUDES REHAB OF C-06-023 & REPLACEMENT OF O-06-002	3	STBG	$71,344,050	$4,000,000	$3,200,000	$800,000	22		50.3		MassDOT	Construction, Total Project Cost = $71,344,050, Project is AC'd between 2022 and 2026, Design Status = 25%
2022	605178	Northern Middlesex	Billerica	BILLERICA- REHABILITATION ON BOSTON ROAD (ROUTE 3A) FROM BILLERICA TOWN CENTER TO FLOYD STREET	4	STBG	$12,065,409	$2,541,379	$2,033,103	$508,276	8.60				Town of Billerica	

STIP: 2022 - 2026 (D)

Year	MassDOT Project ID	MPO	Municipality	MassDOT Project Description	District	Funding Source	Adjusted TFPC	Total Programmed Funds	Federal Funds	Non-Federal Funds	MPO Project Score	Entity Receiving Transfer	PSAC Score	Earmark Details	Proponent	Other Information
Federal Fiscal Year 2022								$861,689,141	$714,752,070	$146,937,071						
2022	605377	Central Mass	Millbury	MILLBURY- RECONSTRUCTION ON MCCRACKEN ROAD & GREENWOOD STREET, INCLUDES REHAB OF M-22-058, MCCRACKEN ROAD OVER ACCESS ROAD	3	STBG	$11,310,573	$11,310,573	$9,048,458	$2,262,115	15		51		Millbury	Construction, Total Project Cost = $11,310,573, Design Status = 100%
2022	606024	Southeastern Mass	Taunton	TAUNTON- RECONSTRUCTION OF ROUTE 44 (DEAN STREET), FROM ARLINGTON STREET TO ROUTE 104 (SOUTH MAIN STREET)	5	CMAQ	$12,569,993	$4,613,187	$3,690,550	$922,637	90				MassDOT	a) Construction; b) Total Cost = $12,569,992 - CMAQ ($4,613,187) / STBG ($7,956,805); d) EC Score 90 of 100; i) Status 25%; Anticipating CMAQ Eligibility
2022	606024	Southeastern Mass	Taunton	TAUNTON- RECONSTRUCTION OF ROUTE 44 (DEAN STREET), FROM ARLINGTON STREET TO ROUTE 104 (SOUTH MAIN STREET)	5	STBG	$12,569,993	$7,956,806	$6,365,445	$1,591,361	90				MassDOT	a) Construction; b) Total Cost = $12,569,992 - CMAQ ($4,613,187) / STBG ($7,956,805); d) EC Score 90 of 100; i) Status 25%; Anticipating CMAQ Eligibility
2022	606463	Franklin Region	Buckland	BUCKLAND- RECONSTRUCTION & MINOR WIDENING ON CONWAY STREET, SUMMER STREET, SOUTH STREET & CONWAY ROAD	1	STBG	$7,868,506	$4,980,693	$3,984,554	$996,139	9.1		34.5		Town of Buckland	Construction. Total project cost $7,868,506. Project is AC'd over FFY 2021 (2,887,813) and FFY 2022 ($4,980,693)
2022	606476	Boston Region	Boston	BOSTON- ROADWAY, CEILING, ARCH & WALL RECONSTRUCTION AND OTHER CONTROL SYSTEMS IN SUMNER TUNNEL	6	STBG	$136,722,750	$11,046,213	$8,836,970	$2,209,243	N/A				MassDOT	Construction; NHPP+HSIP+Other Federal Aid Total Cost = $126,544,931; Total MPO Contribution = $22,115,687; AC schedule over 3 years (2021-2023). MPO funding has 2-year AC schedule (2021-22).
2022	607319	Cape Cod	Mashpee	MASHPEE- CORRIDOR IMPROVEMENTS & RELATED WORK ON NATHAN ELLIS HIGHWAY (ROUTE 151), FROM MASHPEE ROTARY TO FALMOUTH T.L.	5	CMAQ	$15,934,387	$1,146,285	$917,028	$229,257	81		54		Mashpee	AC over 2021-2022; Municipality is TAP proponent; RSA conducted; CMAQ analysis approved October 2019
2022	607319	Cape Cod	Mashpee	MASHPEE- CORRIDOR IMPROVEMENTS & RELATED WORK ON NATHAN ELLIS HIGHWAY (ROUTE 151), FROM MASHPEE ROTARY TO FALMOUTH T.L.	5	HSIP	$15,934,387	$458,514	$412,663	$45,851	81		54		Mashpee	AC over 2021-2022; Municipality is TAP proponent; RSA conducted; CMAQ analysis approved October 2019
2022	607319	Cape Cod	Mashpee	MASHPEE- CORRIDOR IMPROVEMENTS & RELATED WORK ON NATHAN ELLIS HIGHWAY (ROUTE 151), FROM MASHPEE ROTARY TO FALMOUTH T.L.	5	STBG	$15,934,387	$2,966,745	$2,373,396	$593,349	81		54		Mashpee	AC over 2021-2022; Municipality is TAP proponent; RSA conducted; CMAQ analysis approved October 2019

STIP: 2022 - 2026 (D)

Year	MassDOT Project ID	MPO	Municipality	MassDOT Project Description	District	Funding Source	Adjusted TFPC	Total Programmed Funds	Federal Funds	Non-Federal Funds	MPO Project Score	Entity Receiving Transfer	PSAC Score	Earmark Details	Proponent	Other Information
Federal Fiscal Year 2022								$861,689,141	$714,752,070	$146,937,071						
2022	607319	Cape Cod	Mashpee	MASHPEE- CORRIDOR IMPROVEMENTS & RELATED WORK ON NATHAN ELLIS HIGHWAY (ROUTE 151), FROM MASHPEE ROTARY TO FALMOUTH T.L.	5	TAP	$15,934,387	$205,809	$164,647	$41,162	81		54		Mashpee	AC over 2021-2022; Municipality is TAP proponent; RSA conducted; CMAQ analysis approved October 2019
2022	608078	Boston Region	Chelsea	CHELSEA- RECONSTRUCTION ON BROADWAY (ROUTE 107), FROM CITY HALL AVENUE TO THE REVERE C.L.	6	CMAQ	$11,301,176	$1,000,000	$800,000	$200,000	61		56.5		Chelsea	Construction; CMAQ+STBG Total Cost = $11,301,176; MPO Evaluation Score = 61
2022	608078	Boston Region	Chelsea	CHELSEA- RECONSTRUCTION ON BROADWAY (ROUTE 107), FROM CITY HALL AVENUE TO THE REVERE C.L.	6	STBG	$11,301,176	$10,301,176	$8,240,941	$2,060,235	61		56.5		Chelsea	Construction; CMAQ+STBG Total Cost = $11,301,176; MPO Evaluation Score = 61
2022	608350	Northern Middlesex	Dracut	DRACUT- IMPROVEMENTS ON NASHUA ROAD	4	STBG	$7,165,659	$6,883,750	$5,507,000	$1,376,750	7.42				Town of Dracut	
2022	608350	Northern Middlesex	Dracut	DRACUT- IMPROVEMENTS ON NASHUA ROAD	4	TAP	$7,165,659	$281,909	$225,527	$56,382	7.42				Town of Dracut	
2022	608374	Pioneer Valley	West Springfield	WEST SPRINGFIELD- RECONSTRUCTION OF MEMORIAL AVENUE (ROUTE 147), FROM COLONY ROAD TO THE MEMORIAL AVENUE ROTARY (1.4 MILES)	2	STBG	$21,692,328	$1,125,167	$900,134	$225,033	72.5		69		West Springfield	Construction / (YOE $21,692,328) 3 years of AC funding FFY 2022 $1, 125,167 FFY2023 $18,169,736 FFY2024 $2,397,425 / 72.5 TEC / 75% / STBG 100% due June 21
2022	608432	Central Mass	Rutland	RUTLAND- RECONSTRUCTION OF ROUTE 56 (POMMOGUSSETT ROAD)	3	STBG	$6,234,490	$6,234,490	$4,987,592	$1,246,898	12		38.5		Rutland	Construction, Total Project Cost = $6,234,490, Design Status = 25%
2022	608577	Pioneer Valley	Easthampton	EASTHAMPTON- IMPROVEMENTS AND RELATED WORK ON UNION STREET (ROUTE 141) FROM PAYSON AVENUE TO HIGH STREET (0.36 MILES)	2	STBG	$3,624,561	$3,624,561	$2,899,649	$724,912	62.5		61.5		Easthampton	Construction / (TFPC $3,624,561) / 62.5 TEC / 75% STBG
2022	608666	Cape Cod	Orleans	ORLEANS- INTERSECTION IMPROVEMENTS AT ROUTE 28 (SOUTH ORLEANS ROAD), ROUTE 39 (HARWICH ROAD) AND QUANSET ROAD	5	STBG	$5,043,808	$5,043,808	$4,035,046	$1,008,762	67				Orleans	CMAQ analysis completed October 2019
2022	608767	Berkshire Region	Egremont	EGREMONT- RECONSTRUCTION AND RELATED WORK ON ROUTE 23/41, FROM CREAMERY ROAD TO NORTH UNDERMOUNTAIN ROAD	1	CMAQ	$7,023,444	$1,230,000	$984,000	$246,000	7 of 8		31.5		MassDOT	STBG + CMAQ; Total Project Cost = $7,023,444

STIP: 2022 - 2026 (D)

Year	MassDOT Project ID	MPO	Municipality	MassDOT Project Description	District	Funding Source	Adjusted TFPC	Total Programmed Funds	Federal Funds	Non-Federal Funds	MPO Project Score	Entity Receiving Transfer	PSAC Score	Earmark Details	Proponent	Other Information
Federal Fiscal Year 2022								$861,689,141	$714,752,070	$146,937,071						
2022	608767	Berkshire Region	Egremont	EGREMONT- RECONSTRUCTION AND RELATED WORK ON ROUTE 23/41, FROM CREAMERY ROAD TO NORTH UNDERMOUNTAIN ROAD	1	STBG	$7,023,444	$5,793,444	$4,634,755	$1,158,689	7 of 8		31.5		MassDOT	STBG + CMAQ; Total Project Cost = $7,023,444
2022	608793	Montachusett	Hubbardston	HUBBARDSTON- HIGHWAY RECONSTRUCTION OF ROUTE 68 (MAIN STREET), FROM 1,000 FT NORTH OF WILLIAMSVILLE ROAD TO ELM STREET	3	STBG	$5,241,283	$5,241,283	$4,193,026	$1,048,257	25		39		Town of Hubbardston	
2022	608887	Boston Region	Bellingham	BELLINGHAM- REHABILITATION AND RELATED WORK ON ROUTE 126, FROM DOUGLAS DRIVE TO ROUTE 140	3	CMAQ	$6,398,158	$2,000,000	$1,600,000	$400,000	45		50.5		Bellingham	Construction; CMAQ+STBG+TAP Total Cost = $6,398,158; MPO Evaluation Score = 45; TAP Proponent = Bellingham
2022	608887	Boston Region	Bellingham	BELLINGHAM- REHABILITATION AND RELATED WORK ON ROUTE 126, FROM DOUGLAS DRIVE TO ROUTE 140	3	STBG	$6,398,158	$3,517,330	$2,813,864	$703,466	45		50.5		Bellingham	Construction; CMAQ+STBG+TAP Total Cost = $6,398,158; MPO Evaluation Score = 45; TAP Proponent = Bellingham
2022	608887	Boston Region	Bellingham	BELLINGHAM- REHABILITATION AND RELATED WORK ON ROUTE 126, FROM DOUGLAS DRIVE TO ROUTE 140	3	TAP	$6,398,158	$880,828	$704,662	$176,166	45		50.5		Bellingham	Construction; CMAQ+STBG+TAP Total Cost = $6,398,158; MPO Evaluation Score = 45; TAP Proponent = Bellingham
2022	610923	Merrimack Valley	Lawrence	LAWRENCE- INTERSECTION RECONSTRUCTION AT MARSTON STREET & EAST HAVERHILL STREET	4	STBG	$1,658,011	$1,658,011	$1,326,409	$331,602	10.13					a) Construction; b) $1,658,011 STBG; d) TEC = 10.13 out of 18.
Bicycle and Pedestrian								$24,856,534	$19,885,227	$4,971,307						
2022	607738	Boston Region	Bedford	BEDFORD- MINUTEMAN BIKEWAY EXTENSION, FROM LOOMIS STREET TO CONCORD ROAD (ROUTE 62)	4	CMAQ	$11,000,168	$9,500,168	$7,600,134	$1,900,034	47		29		Bedford	Construction; CMAQ+TAP Total Cost = $11,000,168; MPO Evaluation Score = 47; TAP Proponent = Bedford
2022	607738	Boston Region	Bedford	BEDFORD- MINUTEMAN BIKEWAY EXTENSION, FROM LOOMIS STREET TO CONCORD ROAD (ROUTE 62)	4	TAP	$11,000,168	$1,500,000	$1,200,000	$300,000	47		29		Bedford	Construction; CMAQ+TAP Total Cost = $11,000,168; MPO Evaluation Score = 47; TAP Proponent = Bedford
2022	608142	Martha's Vineyard	Oak Bluffs	OAK BLUFFS- CONSTRUCTION OF A SHARED USE PATH ALONG BEACH ROAD, FROM THE LAGOON POND BRIDGE NORTHERLY TO THE EASTVILLE AVENUE/COUNTY ROAD INTERSECTION	5	CMAQ	$4,086,223	$769,690	$615,752	$153,938			29.5		Oak Bluffs	

STIP: 2022 - 2026 (D)

Year	MassDOT Project ID	MPO	Municipality	MassDOT Project Description	District	Funding Source	Adjusted TFPC	Total Programmed Funds	Federal Funds	Non-Federal Funds	MPO Project Score	Entity Receiving Transfer	PSAC Score	Earmark Details	Proponent	Other Information
Federal Fiscal Year 2022								$861,689,141	$714,752,070	$146,937,071						
2022	608164	Boston Region	Multiple	SUDBURY- CONCORD- BIKE PATH CONSTRUCTION (BRUCE FREEMAN RAIL TRAIL)	3	CMAQ	$12,886,676	$8,834,137	$7,067,310	$1,766,827	40		24.5		Sudbury	Construction; CMAQ+TAP Total Cost = $12,886,676; MPO Evaluation Score = 40; TAP Proponent = Sudbury
2022	608164	Boston Region	Multiple	SUDBURY- CONCORD- BIKE PATH CONSTRUCTION (BRUCE FREEMAN RAIL TRAIL)	3	STBG	$12,886,676	$3,552,539	$2,842,031	$710,508	40		24.5		Sudbury	Construction; CMAQ+TAP Total Cost = $12,886,676; MPO Evaluation Score = 40; TAP Proponent = Sudbury
2022	608164	Boston Region	Multiple	SUDBURY- CONCORD- BIKE PATH CONSTRUCTION (BRUCE FREEMAN RAIL TRAIL)	3	TAP	$12,886,676	$500,000	$400,000	$100,000	40		24.5		Sudbury	Construction; CMAQ+TAP Total Cost = $12,886,676; MPO Evaluation Score = 40; TAP Proponent = Sudbury
2022	S12136	Franklin Region	Multiple	Franklin County Bikeway Sign Installation	Multiple	STBG	$200,000	$200,000	$160,000	$40,000					FCTPO	
Earmark Discretionary								$26,250,000	$21,000,000	$5,250,000						
2022	607977	Boston Region	Multiple	HOPKINTON- WESTBOROUGH- RECONSTRUCTION OF I-90/I-495 INTERCHANGE	3	Other FA	$285,366,126	$26,250,000	$21,000,000	$5,250,000						Other FA - SW HIP: $6,784,226 (FY 2022); HIP Boston: $5,176,619 (FY 2022); BUILD Grant: $26,250,000 (FY 2022); HIP BR: $40,000,000 (FY 2023); $111,166,667 WT Funding
Intersection Improvements								$38,945,667	$31,486,446	$7,459,221						
2022	606450	Pioneer Valley	Holyoke	HOLYOKE- TRAFFIC SIGNAL UPGRADES AT 15 INTERSECTIONS ALONG HIGH & MAPLE STREETS	2	STBG	$10,755,401	$4,603,777	$3,683,022	$920,755	66		68		Holyoke	Construction / (YOE $10,755,401 ($4,603,777 in regional target funding = $6,151,624 in statewide funding) / 66 TEC / 25 / STBG
2022	607339	Southeastern Mass	Attleboro	ATTLEBORO– INTERSECTION IMPROVEMENTS AT ROUTE 1 (WASHINGTON STREET)/ROUTE 1A (NEWPORT AVENUE) AND ROUTE 123 (HIGHLAND AVENUE)	5	CMAQ	$7,213,265	$4,941,086	$3,952,869	$988,217	64				MassDOT	a) Construction; b) Total Cost = $7,213,265 - CMAQ ($4,941,086) / STBG ($2,272,179); d) EC Score 64 of 100; i) Status 75%; HSIP Eligible
2022	607339	Southeastern Mass	Attleboro	ATTLEBORO– INTERSECTION IMPROVEMENTS AT ROUTE 1 (WASHINGTON STREET)/ROUTE 1A (NEWPORT AVENUE) AND ROUTE 123 (HIGHLAND AVENUE)	5	STBG	$7,213,265	$2,272,179	$1,817,743	$454,436	64				MassDOT	a) Construction; b) Total Cost = $7,213,265 - CMAQ ($4,941,086) / STBG ($2,272,179); d) EC Score 64 of 100; i) Status 75%; HSIP Eligible

STIP: 2022 - 2026 (D)

Federal Fiscal Year 2022								$861,689,141	$714,752,070	$146,937,071						
2022	608229	Boston Region	Acton	ACTON- INTERSECTION & SIGNAL IMPROVEMENTS AT KELLEY'S CORNER, ROUTE 111 (MASSACHUSETTS AVENUE) AND ROUTE 27 (MAIN STREET)	3	CMAQ	$15,311,125	$3,000,000	$2,400,000	$600,000	45		53		Acton	Construction; CMAQ+TAP+STBG Total Cost = $15,311,125; MPO Evaluation Score = 45; TAP Proponent = Acton
2022	608229	Boston Region	Acton	ACTON- INTERSECTION & SIGNAL IMPROVEMENTS AT KELLEY'S CORNER, ROUTE 111 (MASSACHUSETTS AVENUE) AND ROUTE 27 (MAIN STREET)	3	STBG	$15,311,125	$12,111,125	$9,688,900	$2,422,225	45		53		Acton	Construction; CMAQ+TAP+STBG Total Cost = $15,311,125; MPO Evaluation Score = 45; TAP Proponent = Acton
2022	608229	Boston Region	Acton	ACTON- INTERSECTION & SIGNAL IMPROVEMENTS AT KELLEY'S CORNER, ROUTE 111 (MASSACHUSETTS AVENUE) AND ROUTE 27 (MAIN STREET)	3	TAP	$15,311,125	$200,000	$160,000	$40,000	45		53		Acton	Construction; CMAQ+TAP+STBG Total Cost = $15,311,125; MPO Evaluation Score = 45; TAP Proponent = Acton
2022	608443	Boston Region	Multiple	LITTLETON- AYER- INTERSECTION IMPROVEMENTS ON ROUTE 2A AT WILLOW ROAD AND BRUCE STREET	3	HSIP	$3,226,285	$1,000,000	$900,000	$100,000	36		46.5		MassDOT	Construction; HSIP+STBG Total Cost = $3,226,285; MPO Evaluation Score = 36
2022	608443	Boston Region	Multiple	LITTLETON- AYER- INTERSECTION IMPROVEMENTS ON ROUTE 2A AT WILLOW ROAD AND BRUCE STREET	3	STBG	$3,226,285	$2,226,285	$1,781,028	$445,257	36		46.5		MassDOT	Construction; HSIP+STBG Total Cost = $3,226,285; MPO Evaluation Score = 36
2022	608779	Montachusett	Lancaster	LANCASTER- INTERSECTION IMPROVEMENTS ON ROUTE 117/ROUTE 70 AT LUNENBURG ROAD AND ROUTE 117/ROUTE 70 AT MAIN STREET	3	CMAQ	$5,747,806	$2,299,122	$1,839,298	$459,824	31		54		Town of Lancaster	
2022	608779	Montachusett	Lancaster	LANCASTER- INTERSECTION IMPROVEMENTS ON ROUTE 117/ROUTE 70 AT LUNENBURG ROAD AND ROUTE 117/ROUTE 70 AT MAIN STREET	3	HSIP	$5,747,806	$2,299,122	$2,069,210	$229,912	31		54		Town of Lancaster	
2022	608779	Montachusett	Lancaster	LANCASTER- INTERSECTION IMPROVEMENTS ON ROUTE 117/ROUTE 70 AT LUNENBURG ROAD AND ROUTE 117/ROUTE 70 AT MAIN STREET	3	STBG	$5,747,806	$1,149,562	$919,650	$229,912	31		54		Town of Lancaster	
2022	609201	Southeastern Mass	New Bedford	NEW BEDFORD- INTERSECTION IMPROVEMENTS ON ACUSHNET AVENUE AT PECKHAM ROAD/SASSAQUIN AVENUE	5	STBG	$1,341,055	$1,341,055	$1,072,844	$268,211	39				New Bedford	a) Construction; b) Total Cost = $1,341,055 STBG; d) EC Score 39 of 100; i) Status Pre 25%
2022	609509	Merrimack Valley	Lawrence	LAWRENCE- INTERSECTION IMPROVEMENTS AT MERRIMACK STREET AND SOUTH BROADWAY (ROUTE 28)	4	STBG	$1,502,354	$1,502,354	$1,201,883	$300,471	13.00					a) Construction; b) $1,502,354 STBG d) TEC = 13.00 out of 18.

STIP: 2022 - 2026 (D)

Year	MassDOT Project ID	MPO	Municipality	MassDOT Project Description	District	Funding Source	Adjusted TFPC	Total Programmed Funds	Federal Funds	Non-Federal Funds	MPO Project Score	Entity Receiving Transfer	PSAC Score	Earmark Details	Proponent	Other Information
Federal Fiscal Year 2022								$861,689,141	$714,752,070	$146,937,071						
Flex to FTA								$33,883,258	$27,106,606	$6,776,652						
2022	S10780	Boston Region	Multiple	GREEN LINE EXTENSION PROJECT-EXTENSION TO COLLEGE AVENUE WITH THE UNION SQUARE SPUR		CMAQ	$27,096,238	$27,116,883	$21,693,506	$5,423,377	N/A				Somerville, Medford	Construction; STBG+CMAQ+Section 5309 (Transit) Total MPO Contribution = $190,079,465; Total funding in this TIP = $27,116,883; AC Yr 6 of 6; Funding flexed to FTA; Match provided by local contributions
2022	S12107	Merrimack Valley		MVRTA FLEX TO FTA TO REPLACE MODEL YR 2011 BUSES WITH NEW CLEAN DIESEL BUSES ORDER 1/2022 DELIVERY 6/2023 (6 OF 8)		STBG	$2,983,200	$2,983,200	$2,386,560	$596,640		FTA			MVRTA	
2022	S12108	Merrimack Valley		MVRTA FLEX TO FTA TO REPLACE MODEL YR 2011 BUSES WITH NEW HYBRID BUSES ORDER 1/2022 DELIVERY 6/2023 (2 OF 8)		STBG	$1,401,200	$1,401,200	$1,120,960	$280,240		FTA			MVRTA	
2022	S12109	Merrimack Valley		MVRTA FLEX TO FTA TO REPOWER FIVE (5) MODEL YR 2015 TRANSIT BUSES		STBG	$314,185	$314,185	$251,348	$62,837		FTA			MVRTA	
2022	S12110	Merrimack Valley		MVRTA FLEX TO FTA TO REPOWER FIVE (5) MODEL YR 2016 TRANSIT BUSES		STBG	$328,560	$328,560	$262,848	$65,712		FTA			MVRTA	
2022	S12111	Merrimack Valley		MVRTA FLEX TO FTA TO UPGRADE CAD/AVL AND AUTOMATED VEHICLE ANNOUNCEMENT (AVA)		STBG	$946,210	$946,210	$756,968	$189,242		FTA			MVRTA	
2022	S12116	Boston Region	Cambridge	ALEWIFE WAYFINDING IMPROVEMENTS		CMAQ	$292,280	$292,280	$233,824	$58,456	24				128 Business Council	Construction; CMAQ Total Cost = $292,280; MPO Evaluation Score = 24; Project funded through MPO's Community Connections Program.
2022	S12117	Boston Region	Multiple	MBTA SYSTEMWIDE BIKE RACKS		CMAQ	$275,740	$275,740	$220,592	$55,148	64				MBTA	Construction; CMAQ Total Cost = $275,740; MPO Evaluation Score = 64; Project funded through MPO's Community Connections Program.
2022	S12119	Boston Region	Multiple	MAIN STREET TRANSIT SIGNAL PRIORITY		CMAQ	$225,000	$225,000	$180,000	$45,000	72				Everett, Malden	Construction; CMAQ Total Cost = $225,000; MPO Evaluation Score = 72; Project funded through MPO's Community Connections Program.

STIP: 2022 - 2026 (D)

Transit Grant Program								$1,209,605	$967,684	$241,921						
2022	S12114	Boston Region	Canton	ROYALL STREET SHUTTLE		CMAQ	$534,820	$209,101	$167,281	$41,820	51				Canton	Operations; CMAQ Total Cost = $534,820; MPO Evaluation Score = 51; Project funded through MPO's Community Connections Program.
2022	S12115	Boston Region	Multiple	BLUEBIKES EXPANSION IN ARLINGTON, NEWTON, AND WATERTOWN		CMAQ	$340,000	$340,000	$272,000	$68,000	52				Arlington, Newton, Watertown	Construction; CMAQ Total Cost = $340,000; MPO Evaluation Score = 52; Project funded through MPO's Community Connections Program.
2022	S12118	Boston Region	Multiple	BLUEBIKES EXPANSION IN MALDEN AND MEDFORD		CMAQ	$236,830	$236,830	$189,464	$47,366	73				Malden, Medford	Construction; CMAQ Total Cost = $236,830; MPO Evaluation Score = 73; Project funded through MPO's Community Connections Program.
2022	S12120	Boston Region	Wellesley	WELLESLEY BICYCLE INFRASTRUCTURE		CMAQ	$85,054	$85,054	$68,043	$17,011	42.75				Wellesley	Construction; CMAQ Total Cost = $85,054; MPO Evaluation Score = 42.75; Project funded through MPO's Community Connections Program.
2022	S12121	Boston Region	Brookline	TRANSIT APP EDUCATION PROGRAM		CMAQ	$43,620	$43,620	$34,896	$8,724	49				Brookline	Operations; CMAQ Total Cost = $43,620; MPO Evaluation Score = 49; Project funded through MPO's Community Connections Program.
2022	S12122	Boston Region	Acton	PARKING MANAGEMENT SYSTEM		CMAQ	$20,000	$20,000	$16,000	$4,000	29				Acton	Construction; CMAQ Total Cost = $20,000; MPO Evaluation Score = 29; Project funded through MPO's Community Connections Program.
2022	S12125	Boston Region	Newton	NEWTON MICROTRANSIT SERVICE		CMAQ	$427,000	$275,000	$220,000	$55,000	53				Newton	Operations; CMAQ Total Cost = $727,000; MPO Evaluation Score = 53; Project funded over three fiscal years (2021-2023)through MPO's Community Connections Program.
Roadway Improvements								$1,437,038	$1,149,630	$287,408						
2022	609212	Cape Cod	Dennis	DENNIS- CULVERT REPLACEMENTS ON ROUTE 6A OVER SESUIT CREEK	5	STBG	$1,437,038	$1,437,038	$1,149,630	$287,408	41				MassDOT	
Capacity								$17,486,346	$13,989,077	$3,497,269						
2022	605032	Pioneer Valley	Hadley	HADLEY- RECONSTRUCTION ON ROUTE 9, FROM MIDDLE STREET TO MAPLE/SOUTH MAPLE STREET	2	STBG	$26,279,372	$17,486,346	$13,989,077	$3,497,269	61		68		MassDOT	Construction / (YOE $26,279,372) Project A/C over 2 years FFY 2021 $8,793,026, FFY 2022 $17,486,346 / 61 TEC / 100% / STBG

STIP: 2022 - 2026 (D)

Year	MassDOT Project ID	MPO	Municipality	MassDOT Project Description	District	Funding Source	Adjusted TFPC	Total Programmed Funds	Federal Funds	Non-Federal Funds	MPO Project Score	Entity Receiving Transfer	PSAC Score	Earmark Details	Proponent	Other Information
Federal Fiscal Year 2022								$861,689,141	$714,752,070	$146,937,071						
Section 1B / Earmark or Discretionary Grant Funded Projects								$56,052,359	$44,841,887	$11,210,472						
Earmark Discretionary								$56,052,359	$44,841,887	$11,210,472						
2022	606476	Boston Region	Boston	BOSTON- ROADWAY, CEILING, ARCH & WALL RECONSTRUCTION AND OTHER CONTROL SYSTEMS IN SUMNER TUNNEL	6	NHPP-E	$136,722,750	$30,823,424	$24,658,739	$6,164,685	N/A				MassDOT	Construction; NHPP+HSIP+Other Federal Aid Total Cost = $126,544,931; Total MPO Contribution = $22,115,687; AC schedule over 3 years (2021-2023). MPO funding has 2-year AC schedule (2021-22).
2022	606552	Pioneer Valley	Northampton	NORTHAMPTON– BRIDGE REPLACEMENT, N-19-059, I-91 OVER US ROUTE 5 AND B&MRR, BRIDGE REPLACEMENT, N-19-060, I-91 OVER HOCKANUM ROAD AND IMPROVEMENTS TO I-91/INTERCHANGE 18	2	HIP-BR	$60,423,296	$5,984,345	$4,787,476	$1,196,869					MassDOT	AC'd over 2020-2024; TFPC: $60,423,296; NHPP + HIP Bridge (2019)
2022	607977	Boston Region	Multiple	HOPKINTON- WESTBOROUGH- RECONSTRUCTION OF I-90/I-495 INTERCHANGE	3	HIP	$285,366,126	$11,960,845	$9,568,676	$2,392,169						Other FA - SW HIP: $6,784,226 (FY 2022); HIP Boston: $5,176,619 (FY 2022); BUILD Grant: $26,250,000 (FY 2022); HIP BR: $40,000,000 (FY 2023); $111,166,667 WT Funding
2022	608049	Southeastern Mass	Fall River	FALL RIVER- CORRIDOR IMPROVEMENTS ON ROUTE 79/DAVOL STREET	5	HIP-BR	$97,787,500	$7,283,745	$5,826,996	$1,456,749						AC'd FFY 2022-2026; HIP BR funds FFY 2022 & FFY 2024
Section 2A / State Prioritized Reliability Projects								$259,626,171	$210,250,889	$49,375,282						
Non-Interstate Pavement								$57,033,423	$45,626,738	$11,406,685						
2022	608473	Pioneer Valley	South Hadley	SOUTH HADLEY- RESURFACING AND RELATED WORK ON ROUTE 116	2	NHPP	$7,855,761	$7,855,761	$6,284,609	$1,571,152					MassDOT	
2022	608494	Merrimack Valley	Multiple	NEWBURY- NEWBURYPORT- SALISBURY- RESURFACING AND RELATED WORK ON ROUTE 1	4	NHPP	$9,722,950	$9,722,950	$7,778,360	$1,944,590						
2022	608495	Boston Region	Multiple	CONCORD- LEXINGTON- LINCOLN- RESURFACING AND RELATED WORK ON ROUTE 2A	4	NHPP	$3,248,450	$3,248,450	$2,598,760	$649,690						
2022	608496	Old Colony	Multiple	AVON- STOUGHTON- RESURFACING AND RELATED WORK ON ROUTE 24	5	NHPP	$7,339,593	$7,339,593	$5,871,674	$1,467,919	44.72					

STIP: 2022 - 2026 (D)

Year	MassDOT Project ID	MPO	Municipality	MassDOT Project Description	District	Funding Source	Adjusted TFPC	Total Programmed Funds	Federal Funds	Non-Federal Funds	MPO Project Score	Entity Receiving Transfer	PSAC Score	Earmark Details	Proponent	Other Information
Federal Fiscal Year 2022								$861,689,141	$714,752,070	$146,937,071						
2022	608813	Berkshire Region	Lanesborough	LANESBOROUGH- RESURFACING AND RELATED WORK ON ROUTE 7	1	NHPP	$4,344,611	$4,344,611	$3,475,689	$868,922					MassDOT	
2022	608815	Central Mass	Holden	HOLDEN- RESURFACING AND RELATED WORK ON ROUTE 122A	3	NHPP	$2,978,029	$2,978,029	$2,382,423	$595,606					MassDOT	Construction, Total Project Cost = $2,978,029, Design Status = 75%
2022	609103	Berkshire Region	Multiple	FLORIDA- NORTH ADAMS- RESURFACING AND RELATED WORK ON ROUTE 2	1	NHPP	$6,801,018	$6,801,018	$5,440,814	$1,360,204					MassDOT	
2022	610729	Montachusett	Multiple	GARDNER- WESTMINSTER- PAVEMENT PRESERVATION AND RELATED WORK ON ROUTE 2	3	NHPP	$8,728,511	$8,728,511	$6,982,809	$1,745,702					MassDOT	
2022	612088	Franklin Region	Erving	GILL- ERVING- RESURFACING AND RELATED WORK ON ROUTE 2	2	NHPP	$6,014,500	$6,014,500	$4,811,600	$1,202,900					MassDOT	
Bridge Off-system								$30,344,067	$24,275,254	$6,068,813						
2022	605126	Pioneer Valley	Ware	WARE- BRIDGE REPLACEMENT, W-05-015, ROUTE 32 (PALMER ROAD) OVER THE WARE RIVER	2	STBG-BR-Off	$9,266,026	$9,266,026	$7,412,821	$1,853,205					MassDOT	
2022	605296	Montachusett	Fitchburg	FITCHBURG- BRIDGE PRESERVATION, F-04-011, CIRCLE STREET OVER NORTH NASHUA RIVER	3	STBG-BR-Off	$3,305,891	$3,305,891	$2,644,713	$661,178					MassDOT	
2022	608617	Cape Cod	Harwich	HARWICH- BRIDGE REPLACEMENT, H-10-019, AZALEA DRIVE OVER HERRING RIVER	5	STBG-BR-Off	$1,901,718	$1,901,718	$1,521,374	$380,344	36				MassDOT	
2022	608830	Northern Middlesex	Westford	WESTFORD- BRIDGE REHABILITATION BEAVER BROOK ROAD OVER BEAVER BROOK (W-26-014)	3	STBG-BR-Off	$1,976,482	$1,976,482	$1,581,186	$395,296	6.07				Westford	
2022	608850	Montachusett	Petersham	PETERSHAM- BRIDGE REPLACEMENT, P-08-002, GLEN VALLEY ROAD OVER EAST BRANCH OF SWIFT RIVER	2	STBG-BR-Off	$2,050,591	$2,050,591	$1,640,473	$410,118					MassDOT	
2022	608856	Berkshire Region	Otis	OTIS- BRIDGE REPLACEMENT, O-05-007, TANNERY ROAD OVER W. BRANCH OF FARMINGTON RIVER	1	STBG-BR-Off	$1,736,751	$1,736,751	$1,389,401	$347,350					MassDOT	
2022	608858	Franklin Region	Charlemont	CHARLEMONT- BRIDGE REPLACEMENT, C-05-042, EAST OXBOW ROAD OVER OXBOW BROOK	1	STBG-BR-Off	$2,896,458	$2,896,458	$2,317,166	$579,292					MassDOT	

STIP: 2022 - 2026 (D)

Year	MassDOT Project ID	MPO	Municipality	MassDOT Project Description	District	Funding Source	Adjusted TFPC	Total Programmed Funds	Federal Funds	Non-Federal Funds	MPO Project Score	Entity Receiving Transfer	PSAC Score	Earmark Details	Proponent	Other Information
Federal Fiscal Year 2022								$861,689,141	$714,752,070	$146,937,071						
2022	608860	Berkshire Region	Pittsfield	PITTSFIELD- BRIDGE REPLACEMENT, P-10-055, EAST NEW LENOX ROAD OVER SACKETT BROOK	1	STBG-BR-Off	$3,447,946	$3,447,946	$2,758,357	$689,589					MassDOT	
2022	608861	Northern Middlesex	Westford	WESTFORD- BRIDGE REPLACEMENT, W-26-002, STONY BROOK ROAD OVER THE STONY BROOK	3	STBG-BR-Off	$2,520,131	$2,520,131	$2,016,105	$504,026	5.23				Westford	
2022	608907	Central Mass	Uxbridge	UXBRIDGE- SUPERSTRUCTURE REPLACEMENT, U-02-052, ROUTE 146 RAMP OVER EMERSON BROOK	3	STBG-BR-Off	$1,242,073	$1,242,073	$993,658	$248,415					MassDOT	Construction, Total Project Cost = $1,242,073, Design Status = 25%
Bridge Systematic Maintenance								$9,988,175	$7,990,540	$1,997,635						
2022	608837	Statewide		DISTRICT 2- SYSTEMATIC BRIDGE MAINTENANCE AT VARIOUS LOCATIONS (2022)	2	NHPP	$1,540,000	$1,540,000	$1,232,000	$308,000						
2022	608863	Statewide		DISTRICT 5- SYSTEMATIC BRIDGE PRESERVATION ALONG THE ROUTE 24 CORRIDOR	5	NHPP	$1,605,100	$1,605,100	$1,284,080	$321,020						
2022	608866	Boston Region	Multiple	NEWTON- WESTON- STEEL SUPERSTRUCTURE CLEANING (FULL REMOVAL) AND PAINTING OF 3 BRIDGES: N-12-051, W-29-011 & W-29-028	6	NHPP	$2,349,900	$2,349,900	$1,879,920	$469,980						
2022	609162	Berkshire Region	Williamstown	WILLIAMSTOWN- SYSTEMATIC BRIDGE MAINTENANCE, W-37-013, ROUTE 7 (MOODY BRIDGE) OVER HOOSIC RIVER & PAN-AM RR	1	NHPP	$1,493,175	$1,493,175	$1,194,540	$298,635					MassDOT	
2022	612028	Boston Region	Stoneham	STONEHAM- DECK REPLACEMENT & SUPERSTRUCTURE REPAIRS, S-27-006 (2L2), (ST 28) FELLSWAY WEST OVER I-93	4	NHPP	$3,000,000	$3,000,000	$2,400,000	$600,000						
Bridge On-system Non-NHS								$2,745,500	$2,196,400	$549,100						
2022	611955	Berkshire Region	Pittsfield	PITTSFIELD- SUPERSTRUCTURE REPLACEMENT, P-10-002, HOLMES ROAD OVER HOUSATONIC RAILROAD	1	STBG	$2,733,450	$2,745,500	$2,196,400	$549,100					MassDOT	
Bridge On-system NHS								$92,138,159	$73,710,527	$18,427,632						

STIP: 2022 - 2026 (D)

Year	MassDOT Project ID	MPO	Municipality	MassDOT Project Description	District	Funding Source	Adjusted TFPC	Total Programmed Funds	Federal Funds	Non-Federal Funds	MPO Project Score	Entity Receiving Transfer	PSAC Score	Earmark Details	Proponent	Other Information
Federal Fiscal Year 2022								$861,689,141	$714,752,070	$146,937,071						
2022	604173	Boston Region	Boston	BOSTON- BRIDGE REPLACEMENT, B-16-016, NORTH WASHINGTON STREET OVER THE BOSTON INNER HARBOR	6	NHPP	$176,318,433	$28,825,727	$23,060,582	$5,765,145					Boston	Project ACd over 2017-2022.
2022	604952	Boston Region	Multiple	LYNN- SAUGUS- BRIDGE REPLACEMENT, L-18-016=S-05-008, ROUTE 107 OVER THE SAUGUS RIVER (AKA - BELDEN G. BLY BRIDGE)	4	NHPP	$98,962,749	$20,617,535	$16,494,028	$4,123,507					MassDOT	Project ACd over 2019-2023.
2022	605306	Merrimack Valley	Haverhill	HAVERHILL- BRIDGE REPLACEMENT, H-12-039, I-495 (NB & SB) OVER MERRIMACK RIVER	4	NHPP	$108,833,832	$12,994,233	$10,395,386	$2,598,847						Project ACd over 2018-2023.
2022	605888	Southeastern Mass	Taunton	TAUNTON- INTERCHANGE IMPROVEMENTS AT ROUTES 24 & 140, INCLUDING REPLACING T-01-045 AND T-01-046	5	NHPP	$126,517,047	$26,330,279	$21,064,223	$5,266,056			61.5	MA113 & MA 205 (Total $21,281,345)	MassDOT	Project AC'd over 2020-2022; TFPC: $126,517,047; HIP (SW): $24,328,985; HIP (BOS-Flex): $17,975,820; HIP BR (2020): $14,994,841; REP funding: $28,243,278; Total cost: $154,760,325
2022	606552	Pioneer Valley	Northampton	NORTHAMPTON– BRIDGE REPLACEMENT, N-19-059, I-91 OVER US ROUTE 5 AND B&MRR, BRIDGE REPLACEMENT, N-19-060, I-91 OVER HOCKANUM ROAD AND IMPROVEMENTS TO I-91/INTERCHANGE 18	2	NHPP	$60,423,296	$3,370,385	$2,696,308	$674,077					MassDOT	AC'd over 2020-2024; TFPC: $60,423,296; NHPP + HIP Bridge (2019)
Roadway Improvements								$1,120,532	$896,426	$224,106						
2022	608599	Boston Region	Multiple	CANTON- NORWOOD- STORMWATER IMPROVEMENTS ALONG ROUTE 1 & I-95	5	STBG	$411,782	$411,782	$329,426	$82,356						
2022	612023	Statewide		DISTRICT 5- STORMWATER BASIN REHABILITATION AT VARIOUS LOCATIONS	5	STBG	$708,750	$708,750	$567,000	$141,750						
Safety Improvements								$15,448,170	$12,637,499	$2,810,672						
2022	609056	Statewide		HOLLAND TO STURBRIDGE- GUIDE AND TRAFFIC SIGN REPLACEMENT ON INTERSTATE 84	3	HSIP	$453,800	$453,800	$408,420	$45,380						
2022	609060	Boston Region	Multiple	LYNNFIELD- PEABODY- DANVERS- GUIDE AND TRAFFIC SIGN REPLACEMENT ON I-95/128 (TASK 'A' INTERCHANGE)	4	HSIP	$437,700	$437,700	$393,930	$43,770						

STIP: 2022 - 2026 (D)

Year	MassDOT Project ID	MPO	Municipality	MassDOT Project Description	District	Funding Source	Adjusted TFPC	Total Programmed Funds	Federal Funds	Non-Federal Funds	MPO Project Score	Entity Receiving Transfer	PSAC Score	Earmark Details	Proponent	Other Information
Federal Fiscal Year 2022								$861,689,141	$714,752,070	$146,937,071						
2022	609090	Boston Region	Multiple	BOSTON- MILTON- QUINCY- HIGHWAY LIGHTING SYSTEM REPLACEMENT ON I-93, FROM NEPONSET AVENUE TO THE BRAINTREE SPLIT	6	NHPP	$12,658,545	$12,658,545	$10,126,836	$2,531,709						
2022	609417	Statewide		DISTRICT 4- DISTRICT 5- DISTRICT 6- INSTALLATION OF HORIZONTAL CURVE WARNING SIGNS, PAVEMENT MARKINGS, DELINEATORS & SURFACE TREATMENTS		HSIP	$998,125	$998,125	$898,313	$99,813						
2022	S12016	Statewide		STATEWIDE - TRAFFIC MANAGEMENT ATTENUATOR TRUCKS (PROCUREMENT)		HSIP	$900,000	$900,000	$810,000	$90,000						
Interstate Pavement								$22,709,900	$20,438,910	$2,270,990						
2022	608203	Statewide	Multiple	MILFORD - HOPKINTON - WESTBOROUGH - SOUTHBOROUGH - MARLBORO - HUDSON - BERLIN - PAVEMENT PRESERVATION AND RELATED WORK ON I-495	3	NHPP-I	$22,709,900	$22,709,900	$20,438,910	$2,270,990						
Bridge Inspections								$28,098,245	$22,478,596	$5,619,649						
2022	S12013	Statewide		2022 Bridge Inspection & Data Control		STBG-BR-Off	$26,296,620	$7,888,986	$6,311,189	$1,577,797						
2022	S12013	Statewide		2022 Bridge Inspection & Data Control		NHPP	$26,296,620	$20,209,259	$16,167,407	$4,041,852						
Section 2B / State Prioritized Modernization Projects								$82,970,667	$71,297,497	$11,673,170						
Roadway Reconstruction								$61,893,979	$53,220,644	$8,673,335						
2022	602659	Central Mass	Multiple	CHARLTON- OXFORD- RECONSTRUCTION ON ROUTE 20, FROM RICHARDSON'S CORNER EASTERLY TO ROUTE 12, INCLUDES REHAB OF C-06-023 & REPLACEMENT OF O-06-002	3	NHPP	$71,344,050	$12,000,000	$9,600,000	$2,400,000	22		50.3		MassDOT	Construction, Total Project Cost = $71,344,050, Project is AC'd between 2022 and 2026, Design Status = 25%
2022	606476	Boston Region	Boston	BOSTON- ROADWAY, CEILING, ARCH & WALL RECONSTRUCTION AND OTHER CONTROL SYSTEMS IN SUMNER TUNNEL	6	NHPP	$136,722,750	$4,000,000	$3,200,000	$800,000	N/A				MassDOT	Construction; NHPP+HSIP+Other Federal Aid Total Cost = $126,544,931; Total MPO Contribution = $22,115,687; AC schedule over 3 years (2021-2023). MPO funding has 2-year AC schedule (2021-22).

STIP: 2022 - 2026 (D)

Year	MassDOT Project ID	MPO	Municipality	MassDOT Project Description	District	Funding Source	Adjusted TFPC	Total Programmed Funds	Federal Funds	Non-Federal Funds	MPO Project Score	Entity Receiving Transfer	PSAC Score	Earmark Details	Proponent	Other Information
Federal Fiscal Year 2022								$861,689,141	$714,752,070	$146,937,071						
2022	607977	Boston Region	Multiple	HOPKINTON- WESTBOROUGH- RECONSTRUCTION OF I-90/I-495 INTERCHANGE	3	NHPP-I	$285,366,126	$12,233,939	$11,010,545	$1,223,394						Other FA - SW HIP: $6,784,226 (FY 2022); HIP Boston: $5,176,619 (FY 2022); BUILD Grant: $26,250,000 (FY 2022); HIP BR: $40,000,000 (FY 2023); $111,166,667 WT Funding
2022	607977	Boston Region	Multiple	HOPKINTON- WESTBOROUGH- RECONSTRUCTION OF I-90/I-495 INTERCHANGE	3	NFP-I	$285,366,126	$24,020,666	$21,618,599	$2,402,067						Other FA - SW HIP: $6,784,226 (FY 2022); HIP Boston: $5,176,619 (FY 2022); BUILD Grant: $26,250,000 (FY 2022); HIP BR: $40,000,000 (FY 2023); $111,166,667 WT Funding
2022	608049	Southeastern Mass	Fall River	FALL RIVER- CORRIDOR IMPROVEMENTS ON ROUTE 79/DAVOL STREET	5	STBG	$97,787,500	$1,294,796	$1,035,837	$258,959						AC'd FFY 2022-2026; HIP BR funds FFY 2022 & FFY 2024
2022	608049	Southeastern Mass	Fall River	FALL RIVER- CORRIDOR IMPROVEMENTS ON ROUTE 79/DAVOL STREET	5	TAP	$97,787,500	$2,335,335	$1,868,268	$467,067						AC'd FFY 2022-2026; HIP BR funds FFY 2022 & FFY 2024
2022	608049	Southeastern Mass	Fall River	FALL RIVER- CORRIDOR IMPROVEMENTS ON ROUTE 79/DAVOL STREET	5	NHPP-I	$97,787,500	$800,000	$720,000	$80,000						AC'd FFY 2022-2026; HIP BR funds FFY 2022 & FFY 2024
2022	609515	Pioneer Valley	Northampton	NORTHAMPTON- BRIDGE STREET ELEMENTARY SCHOOL IMPROVEMENTS (SRTS)	2	TAP	$863,004	$863,004	$690,403	$172,601			27		City of Northampton	
2022	609529	Montachusett	Leominster	LEOMINSTER- VISCOLOID AVENUE IMPROVEMENTS (SRTS)	3	TAP	$2,232,523	$2,232,523	$1,786,018	$446,505					City of Leominster	
2022	610546	Berkshire Region	North Adams	NORTH ADAMS- BRAYTON ELEMENTARY SCHOOL IMPROVEMENTS (SRTS)	1	TAP	$738,716	$738,716	$590,973	$147,743					City of North Adams	
2022	610672	Montachusett	Gardner	GARDNER- ELM STREET RESURFACING AND SIDEWALK IMPROVEMENTS - SRTS	3	TAP	$1,375,000	$1,375,000	$1,100,000	$275,000			40.5		City of Gardner	
Intersection Improvements								$12,155,033	$10,939,530	$1,215,503						
2022	606450	Pioneer Valley	Holyoke	HOLYOKE- TRAFFIC SIGNAL UPGRADES AT 15 INTERSECTIONS ALONG HIGH & MAPLE STREETS	2	HSIP	$10,755,401	$6,151,624	$5,536,462	$615,162	66		68		Holyoke	Construction / (YOE $10,755,401 ($4,603,777 in regional target funding = $6,151,624 in statewide funding) / 66 TEC / 25 / STBG

STIP: 2022 - 2026 (D)

Year	MassDOT Project ID	MPO	Municipality	MassDOT Project Description	District	Funding Source	Adjusted TFPC	Total Programmed Funds	Federal Funds	Non-Federal Funds	MPO Project Score	Entity Receiving Transfer	PSAC Score	Earmark Details	Proponent	Other Information
Federal Fiscal Year 2022								$861,689,141	$714,752,070	$146,937,071						
2022	609314	Montachusett	Ashby	ASHBY- INTERSECTION IMPROVEMENTS AT GREENVILLE ROAD (ROUTE 31) AND TURNPIKE ROAD	3	HSIP	$2,503,398	$2,503,398	$2,253,058	$250,340			26		MassDOT	
2022	610793	Statewide		STATEWIDE- SYSTEMIC COUNTERMEASURES FOR SHSP IMPLEMENTATION (INTERSECTION IMPROVEMENTS)		HSIP	$3,000,011	$3,000,011	$2,700,010	$300,001						
2022	S12017	Statewide		DISTRICT 1 - CONNECTED TRAFFIC SIGNALS PILOT		HSIP	$500,000	$500,000	$450,000	$50,000						
Intelligent Transportation Systems								$8,921,655	$7,137,324	$1,784,331						
2022	S12008	Statewide		STATEWIDE- ITS ROADWAY EQUIPMENT FOR HIGHWAY OPERATIONS		NHPP	$8,921,655	$8,921,655	$7,137,324	$1,784,331						
Section 2C / State Prioritized Expansion Projects								$30,173,260	$24,138,608	$6,034,652						
Bicycle and Pedestrian								$30,173,260	$24,138,608	$6,034,652						
2022	607822	Southeastern Mass	Multiple	NORTON- MANSFIELD- RAIL TRAIL EXTENSION (WORLD WAR II VETERANS TRAIL)	5	CMAQ	$5,011,678	$5,011,678	$4,009,342	$1,002,336						
2022	608142	Martha's Vineyard	Oak Bluffs	OAK BLUFFS- CONSTRUCTION OF A SHARED USE PATH ALONG BEACH ROAD, FROM THE LAGOON POND BRIDGE NORTHERLY TO THE EASTVILLE AVENUE/COUNTY ROAD INTERSECTION	5	CMAQ	$4,086,223	$2,562,203	$2,049,762	$512,441			29.5		Oak Bluffs	
2022	608422	Cape Cod	Sandwich	SANDWICH- CONSTRUCTION OF SHARED USE PATH ALONG SERVICE ROAD FROM ROUTE 130 TO CHASE ROAD	5	CMAQ	$8,399,241	$8,399,241	$6,719,393	$1,679,848	78				Sandwich	CMAQ approved;
2022	608719	Pioneer Valley	Multiple	AMHERST- BELCHERTOWN- NORWOTTUCK RAIL TRAIL RESURFACING, FROM STATION ROAD IN AMHERST TO WARREN WRIGHT ROAD IN BELCHERTOWN (1.5 MILES)	2	STBG	$1,479,773	$1,479,773	$1,183,818	$295,955			21		MassDOT	

STIP: 2022 - 2026 (D)

Year	MassDOT Project ID	MPO	Municipality	MassDOT Project Description	District	Funding Source	Adjusted TFPC	Total Programmed Funds	Federal Funds	Non-Federal Funds	MPO Project Score	Entity Receiving Transfer	PSAC Score	Earmark Details	Proponent	Other Information
Federal Fiscal Year 2022								$861,689,141	$714,752,070	$146,937,071						
2022	608943	Boston Region	Boston	BOSTON- NEPONSET RIVER GREENWAY CONSTRUCTION, INCLUDING NEW BRIDGE B-16-309 (C6Y) OVER DORCHESTER BAY	6	CMAQ	$8,809,272	$8,809,272	$7,047,418	$1,761,854						
2022	609066	Boston Region	Multiple	NEWTON- WESTON- MULTI-USE TRAIL CONNECTION, FROM RECREATION ROAD TO UPPER CHARLES RIVER GREENWAY INCLUDING RECONSTRUCTION OF PED BRIDGE N-12-078=W-29-062	6	CMAQ	$3,911,093	$3,911,093	$3,128,874	$782,219						
Section 3 / Planning/Adjustments/Pass-throughs								$166,245,923	$150,550,816	$15,695,107						
Award Adjustments, Change Orders, etc.								$31,589,263	$25,531,488	$6,057,775						
2022	S12112	Statewide		Awards, Adjustments, Change Orders, etc. (FFY 2022)		STBG-BR-Off	$31,589,263	$1,671,927	$1,337,542	$334,385						
2022	S12112	Statewide		Awards, Adjustments, Change Orders, etc. (FFY 2022)		CMAQ	$31,589,263	$1,253,945	$1,003,156	$250,789						
2022	S12112	Statewide		Awards, Adjustments, Change Orders, etc. (FFY 2022)		HSIP	$31,589,263	$2,600,775	$2,340,698	$260,078						
2022	S12112	Statewide		Awards, Adjustments, Change Orders, etc. (FFY 2022)		NHPP	$31,589,263	$21,046,835	$16,837,468	$4,209,367						
2022	S12112	Statewide		Awards, Adjustments, Change Orders, etc. (FFY 2022)		STBG	$31,589,263	$4,597,799	$3,678,239	$919,560						
2022	S12112	Statewide		Awards, Adjustments, Change Orders, etc. (FFY 2022)		TAP	$31,589,263	$417,982	$334,386	$83,596						
ABP GANS Repayment								$86,470,000	$86,470,000	$0						
2022	S12143	Statewide		ABP GANS (FFY 2022)		NHPP-G	$86,470,000	$86,470,000	$86,470,000	$0						
Metropolitan Planning								$12,511,095	$10,008,876	$2,502,219						
2022	S12148	Statewide		Metropolitan Planning (FFY 2023 UPWPs) - PL & SPR		PL	$12,511,095	$12,511,095	$10,008,876	$2,502,219						
State Planning & Research								$25,538,819	$20,431,055	$5,107,764						
2022	S12153	Statewide		SPR Work Program (FFY 2023)		PL	$25,538,819	$25,538,819	$20,431,055	$5,107,764						

STIP: 2022 - 2026 (D)

Year	MassDOT Project ID	MPO	Municipality	MassDOT Project Description	District	Funding Source	Adjusted TFPC	Total Programmed Funds	Federal Funds	Non-Federal Funds	MPO Project Score	Entity Receiving Transfer	PSAC Score	Earmark Details	Proponent	Other Information
Federal Fiscal Year 2022								$861,689,141	$714,752,070	$146,937,071						
Freight Plan Flex to Rail & Transit								$2,807,340	$2,245,872	$561,468						
2022	S12158	Statewide		Freight Plan Flex to Rail & Transit		NFP	$2,807,340	$2,807,340	$2,245,872	$561,468						East Deerfield Freight Intermodal Project
Recreational Trails								$1,483,411	$1,186,729	$296,682						
2022	S12159	Statewide		RECREATIONAL TRAILS PROGRAM (FFY 2022)		REC	$1,483,411	$1,483,411	$1,186,729	$296,682						
Railroad Grade Crossings								$2,222,222	$1,777,778	$444,444						
2022	S12164	Statewide		RAIL ROAD CROSSINGS (FFY 2022)		RRHE	$2,222,222	$1,111,111	$888,889	$222,222						
2022	S12164	Statewide		RAIL ROAD CROSSINGS (FFY 2022)		RRPD	$2,222,222	$1,111,111	$888,889	$222,222						
SRTS Education								$1,774,928	$1,419,942	$354,986						
2022	S12169	Statewide		SRTS EDUCATION (FFY 2022)		TAP	$1,774,928	$1,774,928	$1,419,942	$354,986						
Transit Grant Program								$1,848,845	$1,479,076	$369,769						
2022	S12174	Statewide		TRANSIT GRANT PROGRAM (FFY 2022)		CMAQ	$1,848,845	$1,848,845	$1,479,076	$369,769						

STIP: 2022 - 2026 (D)

Year	MassDOT Project ID	MPO	Municipality	MassDOT Project Description	District	Funding Source	Adjusted TFPC	Total Programmed Funds	Federal Funds	Non-Federal Funds	MPO Project Score	Entity Receiving Transfer	PSAC Score	Earmark Details	Proponent	Other Information
Federal Fiscal Year 2023								$862,818,157	$717,436,712	$145,381,445						
Section 1A / Regionally Prioritized Projects								$245,657,642	$197,454,489	$48,203,154						
Intersection Improvements								$48,988,854	$39,769,458	$9,219,396						
2023	606130	Boston Region	Norwood	NORWOOD- INTERSECTION IMPROVEMENTS @ ROUTE 1A & UPLAND ROAD/WASHINGTON STREET & PROSPECT STREET/FULTON STREET	5	CMAQ	$8,270,371	$1,000,000	$800,000	$200,000	53		47		Norwood	Construction; CMAQ+STBG Total Cost = $8,270,371; MPO Evaluation Score = 53
2023	606130	Boston Region	Norwood	NORWOOD- INTERSECTION IMPROVEMENTS @ ROUTE 1A & UPLAND ROAD/WASHINGTON STREET & PROSPECT STREET/FULTON STREET	5	STBG	$8,270,371	$7,270,371	$5,816,297	$1,454,074	53		47		Norwood	Construction; CMAQ+STBG Total Cost = $8,270,371; MPO Evaluation Score = 53
2023	606233	Berkshire Region	Pittsfield	PITTSFIELD- INTERSECTION & SIGNAL IMPROVEMENTS AT FIRST STREET & NORTH STREET (NEAR BERKSHIRE MEDICAL CENTER)	1	HSIP	$5,178,458	$482,528	$434,275	$48,253	6 of 8		64.5		City of Pittsfield	STBG + HSIP; Total Project Cost = $5,178,458; YOE = 4%
2023	606233	Berkshire Region	Pittsfield	PITTSFIELD- INTERSECTION & SIGNAL IMPROVEMENTS AT FIRST STREET & NORTH STREET (NEAR BERKSHIRE MEDICAL CENTER)	1	STBG	$5,178,458	$4,695,930	$3,756,744	$939,186	6 of 8		64.5		City of Pittsfield	STBG + HSIP; Total Project Cost = $5,178,458; YOE = 4%
2023	606895	Pioneer Valley	Granby	GRANBY- IMPROVEMENTS @ 2 LOCATIONS ON ROUTE 202: SCHOOL STREET & FIVE CORNERS	2	HSIP	$3,382,672	$1,000,000	$900,000	$100,000	43		62.5		MassDOT D2	Construction / (YOE $3,382,672) / 43 TEC / 75% STBG, HSIP
2023	606895	Pioneer Valley	Granby	GRANBY- IMPROVEMENTS @ 2 LOCATIONS ON ROUTE 202: SCHOOL STREET & FIVE CORNERS	2	STBG	$3,382,672	$2,382,672	$1,906,138	$476,534	43		62.5		MassDOT D2	Construction / (YOE $3,382,672) / 43 TEC / 75% STBG, HSIP
2023	607397	Cape Cod	Wellfleet	WELLFLEET- INTERSECTION IMPROVEMENTS & RELATED WORK AT ROUTE 6 & MAIN STREET	5	HSIP	$10,014,897	$458,514	$412,663	$45,851	84				Wellfleet	Municipality is TAP proponent; RSA completed; CMAQ completed October 2020
2023	607397	Cape Cod	Wellfleet	WELLFLEET- INTERSECTION IMPROVEMENTS & RELATED WORK AT ROUTE 6 & MAIN STREET	5	STBG	$10,014,897	$9,350,574	$7,480,459	$1,870,115	84				Wellfleet	Municipality is TAP proponent; RSA completed; CMAQ completed October 2020

STIP: 2022 - 2026 (D)

Year	MassDOT Project ID	MPO	Municipality	MassDOT Project Description	District	Funding Source	Adjusted TFPC	Total Programmed Funds	Federal Funds	Non-Federal Funds	MPO Project Score	Entity Receiving Transfer	PSAC Score	Earmark Details	Proponent	Other Information
Federal Fiscal Year 2023								$862,818,157	$717,436,712	$145,381,445						
2023	607397	Cape Cod	Wellfleet	WELLFLEET- INTERSECTION IMPROVEMENTS & RELATED WORK AT ROUTE 6 & MAIN STREET	5	TAP	$10,014,897	$205,809	$164,647	$41,162	84				Wellfleet	Municipality is TAP proponent; RSA completed; CMAQ completed October 2020
2023	608230	Southeastern Mass	Rehoboth	REHOBOTH- INTERSECTION IMPROVEMENTS & RELATED WORK AT WINTHROP STREET (ROUTE 44) AND ANAWAN STREET (ROUTE 118)	5	CMAQ	$3,371,115	$3,371,115	$2,696,892	$674,223	48				MassDOT	a) Construction; b) Total Cost = $3,241,457 STBG; d) EC Score 48 of 100; i) Status 75%
2023	608279	Old Colony	Stoughton	STOUGHTON- INTERSECTION IMPROVEMENTS AND RELATED WORK AT CENTRAL STREET, CANTON STREET AND TOSCA DRIVE	5	CMAQ	$4,596,463	$1,139,886	$911,909	$227,977	43.22					a) Construction; b) Total Project Cost = $4,596,463 w/ $3,456,577 of STBG funding, and $1,139,886 of CMAQ funding,; d) MPO score 43.22
2023	608279	Old Colony	Stoughton	STOUGHTON- INTERSECTION IMPROVEMENTS AND RELATED WORK AT CENTRAL STREET, CANTON STREET AND TOSCA DRIVE	5	STBG	$4,596,463	$3,456,577	$2,765,262	$691,315	43.22					a) Construction; b) Total Project Cost = $4,596,463 w/ $3,456,577 of STBG funding, and $1,139,886 of CMAQ funding,; d) MPO score 43.22
2023	608414	Franklin Region	Greenfield	GREENFIELD- INTERSECTION IMPROVEMENTS AT TWO LOCATIONS, ROUTE 2 AND COLRAIN ROAD & ROUTE 2 AND BIG Y ENTRANCE	2	HSIP	$2,540,986	$2,540,986	$2,286,887	$254,099	9.2		56.5		MassDOT	
2023	608784	Montachusett	Templeton	TEMPLETON- ROUNDABOUT CONSTRUCTION AT THE INTERSECTION OF PATRIOTS ROAD, SOUTH MAIN STREET, NORTH MAIN STREET AND GARDNER ROAD	2	STBG	$1,719,449	$1,719,449	$1,375,559	$343,890	25		38.5		MassDOT	
2023	608889	Boston Region	Framingham	FRAMINGHAM- TRAFFIC SIGNAL INSTALLATION AT EDGELL ROAD AT CENTRAL STREET	3	CMAQ	$2,655,882	$1,680,000	$1,344,000	$336,000	41		42		Framingham	Construction; CMAQ+STBG Total Cost = $2,655,882; MPO Evaluation Score = 41
2023	608889	Boston Region	Framingham	FRAMINGHAM- TRAFFIC SIGNAL INSTALLATION AT EDGELL ROAD AT CENTRAL STREET	3	STBG	$2,655,882	$975,882	$780,706	$195,176	41		42		Framingham	Construction; CMAQ+STBG Total Cost = $2,655,882; MPO Evaluation Score = 41
2023	609253	Boston Region	Wilmington	WILMINGTON- INTERSECTION IMPROVEMENTS AT LOWELL STREET (ROUTE 129) AND WOBURN STREET	4	CMAQ	$4,701,721	$3,400,000	$2,720,000	$680,000	53		59.5		Wilmington	Construction; CMAQ+HSIP Total Cost = $4,701,721; MPO Evaluation Score = 53

STIP: 2022 - 2026 (D)

Year	MassDOT Project ID	MPO	Municipality	MassDOT Project Description	District	Funding Source	Adjusted TFPC	Total Programmed Funds	Federal Funds	Non-Federal Funds	MPO Project Score	Entity Receiving Transfer	PSAC Score	Earmark Details	Proponent	Other Information
Federal Fiscal Year 2023								$862,818,157	$717,436,712	$145,381,445						
2023	609253	Boston Region	Wilmington	WILMINGTON- INTERSECTION IMPROVEMENTS AT LOWELL STREET (ROUTE 129) AND WOBURN STREET	4	HSIP	$4,701,721	$1,301,721	$1,171,549	$130,172	53		59.5		Wilmington	Construction; CMAQ+HSIP Total Cost = $4,701,721; MPO Evaluation Score = 53
2023	610658	Merrimack Valley	Methuen	METHUEN- INTERSECTION IMPROVEMENTS AT RIVERSIDE DRIVE AND BURNHAM ROAD	4	STBG	$967,200	$967,200	$773,760	$193,440	7.37					a) Construction; b) $967,200 STBG (inflated 4% from 2022 cost); d) TEC = 7.37 out of 18.
2023	610716	Berkshire Region	Williamstown	WILLIAMSTOWN- INTERSECTION IMPROVEMENTS AT ROUTE 7 AND ROUTE 43	1	STBG	$1,589,640	$1,589,640	$1,271,712	$317,928	3 of 8				MassDOT	Total Project Cost = $1,589,640; YOE = 4%
Roadway Reconstruction								$192,974,572	$154,729,658	$38,244,914						
2023	602202	Merrimack Valley	Salisbury	SALISBURY- RECONSTRUCTION OF ROUTE 1 (LAFAYETTE ROAD)	4	STBG	$18,214,824	$10,271,140	$8,216,912	$2,054,228	11.47					a) Construction; b) $18,214,824 STBG (Inflated 4% from 2022 cost); c) AC Year 1-2 FFY 2023-2024 d) TEC = 11.47 out of 18.
2023	602659	Central Mass	Multiple	CHARLTON- OXFORD- RECONSTRUCTION ON ROUTE 20, FROM RICHARDSON'S CORNER EASTERLY TO ROUTE 12, INCLUDES REHAB OF C-06-023 & REPLACEMENT OF O-06-002	3	STBG	$71,344,050	$1,768,000	$1,414,400	$353,600	22		50.3		MassDOT	Construction, Total Project Cost = $71,344,050, Project is AC'd between 2022 and 2026, Design Status = 25%
2023	603371	Franklin Region	Orange	ORANGE- RECONSTRUCTION OF NORTH MAIN STREET, FROM SCHOOL STREET TO LINCOLN AVENUE (0.4 MILES) INCL RELOCATION OF FALL HILL BROOK CULVERT	2	STBG	$7,993,737	$3,402,488	$2,721,990	$680,498	10.3		31		Town of Orange	Project is AC'd between FFY 2023 ($3,402,488) and FFY 2024 ($4,591,249).
2023	605035	Central Mass	New Braintree	NEW BRAINTREE- RECONSTRUCTION & IMPROVEMENTS ON RAVINE ROAD AND HARDWICK ROAD FROM HARDWICK T.L. TO ROUTE 67 (BARRE RD) (2.6 MILES)	2	STBG	$4,106,120	$4,106,120	$3,284,896	$821,224	8		28.5		New Braintree	Construction, Total Project Cost = $4,106,120, Design Status = 100%, YOE = 4%
2023	605178	Northern Middlesex	Billerica	BILLERICA- REHABILITATION ON BOSTON ROAD (ROUTE 3A) FROM BILLERICA TOWN CENTER TO FLOYD STREET	4	CMAQ	$12,065,409	$2,555,300	$2,044,240	$511,060	8.60				Town of Billerica	
2023	605178	Northern Middlesex	Billerica	BILLERICA- REHABILITATION ON BOSTON ROAD (ROUTE 3A) FROM BILLERICA TOWN CENTER TO FLOYD STREET	4	STBG	$12,065,409	$6,686,821	$5,349,457	$1,337,364	8.60				Town of Billerica	

STIP: 2022 - 2026 (D)

Year	MassDOT Project ID	MPO	Municipality	MassDOT Project Description	District	Funding Source	Adjusted TFPC	Total Programmed Funds	Federal Funds	Non-Federal Funds	MPO Project Score	Entity Receiving Transfer	PSAC Score	Earmark Details	Proponent	Other Information
Federal Fiscal Year 2023								$862,818,157	$717,436,712	$145,381,445						
2023	605178	Northern Middlesex	Billerica	BILLERICA- REHABILITATION ON BOSTON ROAD (ROUTE 3A) FROM BILLERICA TOWN CENTER TO FLOYD STREET	4	TAP	$12,065,409	$281,909	$225,527	$56,382	8.60				Town of Billerica	
2023	606226	Boston Region	Boston	BOSTON- RECONSTRUCTION OF RUTHERFORD AVENUE, FROM CITY SQUARE TO SULLIVAN SQUARE	6	NHPP	$183,633,774	$13,000,000	$10,400,000	$2,600,000	59		51		Boston	Construction; NHPP+STBG+TAP Total Cost = $183,633,774; AC schedule over 5 years (2023-2027); Total funding in this TIP = $125,744,000; $25,000,000 in anticipated funding provided by City of Boston; MPO Evaluation Score = 59; TAP Proponent = Boston
2023	606226	Boston Region	Boston	BOSTON- RECONSTRUCTION OF RUTHERFORD AVENUE, FROM CITY SQUARE TO SULLIVAN SQUARE	6	STBG	$183,633,774	$15,741,203	$12,592,962	$3,148,241	59		51		Boston	Construction; NHPP+STBG+TAP Total Cost = $183,633,774; AC schedule over 5 years (2023-2027); Total funding in this TIP = $125,744,000; $25,000,000 in anticipated funding provided by City of Boston; MPO Evaluation Score = 59; TAP Proponent = Boston
2023	606226	Boston Region	Boston	BOSTON- RECONSTRUCTION OF RUTHERFORD AVENUE, FROM CITY SQUARE TO SULLIVAN SQUARE	6	TAP	$183,633,774	$1,000,000	$800,000	$200,000	59		51		Boston	Construction; NHPP+STBG+TAP Total Cost = $183,633,774; AC schedule over 5 years (2023-2027); Total funding in this TIP = $125,744,000; $25,000,000 in anticipated funding provided by City of Boston; MPO Evaluation Score = 59; TAP Proponent = Boston
2023	606453	Boston Region	Boston	BOSTON- IMPROVEMENTS ON BOYLSTON STREET, FROM INTERSECTION OF BROOKLINE AVENUE & PARK DRIVE TO IPSWICH STREET	6	CMAQ	$8,665,052	$1,000,000	$800,000	$200,000	58		65		Boston	Construction; CMAQ+TAP+STBG Total Cost = $8,665,052; MPO Evaluation Score = 58; TAP Proponent = Boston
2023	606453	Boston Region	Boston	BOSTON- IMPROVEMENTS ON BOYLSTON STREET, FROM INTERSECTION OF BROOKLINE AVENUE & PARK DRIVE TO IPSWICH STREET	6	STBG	$8,665,052	$6,852,620	$5,482,096	$1,370,524	58		65		Boston	Construction; CMAQ+TAP+STBG Total Cost = $8,665,052; MPO Evaluation Score = 58; TAP Proponent = Boston

STIP: 2022 - 2026 (D)

Year	MassDOT Project ID	MPO	Municipality	MassDOT Project Description	District	Funding Source	Adjusted TFPC	Total Programmed Funds	Federal Funds	Non-Federal Funds	MPO Project Score	Entity Receiving Transfer	PSAC Score	Earmark Details	Proponent	Other Information
Federal Fiscal Year 2023								$862,818,157	$717,436,712	$145,381,445						
2023	606453	Boston Region	Boston	BOSTON- IMPROVEMENTS ON BOYLSTON STREET, FROM INTERSECTION OF BROOKLINE AVENUE & PARK DRIVE TO IPSWICH STREET	6	TAP	$8,665,052	$812,432	$649,946	$162,486	58		65		Boston	Construction; CMAQ+TAP+STBG Total Cost = $8,665,052; MPO Evaluation Score = 58; TAP Proponent = Boston
2023	606463	Franklin Region	Buckland	BUCKLAND- RECONSTRUCTION & MINOR WIDENING ON CONWAY STREET, SUMMER STREET, SOUTH STREET & CONWAY ROAD	1	STBG	$7,868,506	$0	$0	$0	9.1		34.5		Town of Buckland	Construction. Total project cost $7,868,506. Project is AC'd over FFY 2021 (2,887,813) and FFY 2022 ($4,980,693)
2023	607244	Boston Region	Winthrop	WINTHROP- RECONSTRUCTION & RELATED WORK ALONG WINTHROP STREET & REVERE STREET CORRIDOR	6	CMAQ	$5,931,953	$2,000,000	$1,600,000	$400,000	54		40.5		Winthrop	Construction; CMAQ+STBG+TAP Total Cost = $5,931,953; MPO Evaluation Score = 54; TAP Proponent = Winthrop
2023	607244	Boston Region	Winthrop	WINTHROP- RECONSTRUCTION & RELATED WORK ALONG WINTHROP STREET & REVERE STREET CORRIDOR	6	STBG	$5,931,953	$3,371,953	$2,697,562	$674,391	54		40.5		Winthrop	Construction; CMAQ+STBG+TAP Total Cost = $5,931,953; MPO Evaluation Score = 54; TAP Proponent = Winthrop
2023	607244	Boston Region	Winthrop	WINTHROP- RECONSTRUCTION & RELATED WORK ALONG WINTHROP STREET & REVERE STREET CORRIDOR	6	TAP	$5,931,953	$560,000	$448,000	$112,000	54		40.5		Winthrop	Construction; CMAQ+STBG+TAP Total Cost = $5,931,953; MPO Evaluation Score = 54; TAP Proponent = Winthrop
2023	607319	Cape Cod	Mashpee	MASHPEE- CORRIDOR IMPROVEMENTS & RELATED WORK ON NATHAN ELLIS HIGHWAY (ROUTE 151), FROM MASHPEE ROTARY TO FALMOUTH T.L.	5	STBG	$15,934,387	$0	$0	$0	81		54		Mashpee	AC over 2021-2022; Municipality is TAP proponent; RSA conducted; CMAQ analysis approved October 2019
2023	607319	Cape Cod	Mashpee	MASHPEE- CORRIDOR IMPROVEMENTS & RELATED WORK ON NATHAN ELLIS HIGHWAY (ROUTE 151), FROM MASHPEE ROTARY TO FALMOUTH T.L.	5	TAP	$15,934,387	$0	$0	$0	81		54		Mashpee	AC over 2021-2022; Municipality is TAP proponent; RSA conducted; CMAQ analysis approved October 2019
2023	607403	Old Colony	Stoughton	STOUGHTON- CORRIDOR IMPROVEMENTS ON ROUTE 138	5	STBG	$11,485,518	$6,971,447	$5,577,158	$1,394,289	51.78					a) Construction; b) Total Project Cost = $11,485,518 w/ $11,485,518 of STBG funding; c) Advance Construction; d) MPO score 51.78 (Total Cost is $11,485,518 with FFY 2023 Cost of $6,971,447 and FFY 2024 Cost of $4,514,071)
2023	607432	Montachusett	Westminster	WESTMINSTER- REHABILITATION & BOX WIDENING ON ROUTE 140, FROM PATRICIA ROAD TO THE PRINCETON T.L.	3	STBG	$6,630,213	$6,630,213	$5,304,170	$1,326,043	33		33		Town of Westminster	

STIP: 2022 - 2026 (D)

Year	MassDOT Project ID	MPO	Municipality	MassDOT Project Description	District	Funding Source	Adjusted TFPC	Total Programmed Funds	Federal Funds	Non-Federal Funds	MPO Project Score	Entity Receiving Transfer	PSAC Score	Earmark Details	Proponent	Other Information
Federal Fiscal Year 2023								$862,818,157	$717,436,712	$145,381,445						
2023	607777	Boston Region	Watertown	WATERTOWN- REHABILITATION OF MOUNT AUBURN STREET (ROUTE 16)	6	CMAQ	$28,340,090	$1,000,000	$800,000	$200,000	75		52		Watertown	Construction; HSIP+CMAQ+STBG Total Cost = $28,340,090; 2-year AC schedule (2023-2024); MPO Evaluation Score = 75
2023	607777	Boston Region	Watertown	WATERTOWN- REHABILITATION OF MOUNT AUBURN STREET (ROUTE 16)	6	HSIP	$28,340,090	$2,000,000	$1,800,000	$200,000	75		52		Watertown	Construction; HSIP+CMAQ+STBG Total Cost = $28,340,090; 2-year AC schedule (2023-2024); MPO Evaluation Score = 75
2023	607777	Boston Region	Watertown	WATERTOWN- REHABILITATION OF MOUNT AUBURN STREET (ROUTE 16)	6	STBG	$28,340,090	$9,169,621	$7,335,697	$1,833,924	75		52		Watertown	Construction; HSIP+CMAQ+STBG Total Cost = $28,340,090; 2-year AC schedule (2023-2024); MPO Evaluation Score = 75
2023	607871	Southeastern Mass	Dartmouth	DARTMOUTH- CORRIDOR IMPROVEMENTS ON ROUTE 6, FROM FAUNCE CORNER ROAD TO HATHAWAY ROAD	5	STBG	$5,909,275	$5,909,275	$4,727,420	$1,181,855	62				MassDOT/Dartmouth	a) Construction; b) Total Cost = $5,909,274 STBG d) EC Score 62 of 100; i) Status Pre 25% Anticipating CMAQ Eligibility
2023	607899	Boston Region	Dedham	DEDHAM- PEDESTRIAN IMPROVEMENTS ALONG BUSSEY STREET, INCLUDING SUPERSTRUCTURE REPLACEMENT, D-05-010, BUSSEY STREET OVER MOTHER BROOK	6	STBG	$5,157,564	$4,630,368	$3,704,294	$926,074	35		39		Dedham	Construction; STBG+TAP Total Cost = $5,157,564; MPO Evaluation Score = 35; TAP Proponent = Dedham
2023	607899	Boston Region	Dedham	DEDHAM- PEDESTRIAN IMPROVEMENTS ALONG BUSSEY STREET, INCLUDING SUPERSTRUCTURE REPLACEMENT, D-05-010, BUSSEY STREET OVER MOTHER BROOK	6	TAP	$5,157,564	$527,196	$421,757	$105,439	35		39		Dedham	Construction; STBG+TAP Total Cost = $5,157,564; MPO Evaluation Score = 35; TAP Proponent = Dedham
2023	608163	Pioneer Valley	Wales	WALES- RECONSTRUCTION & IMPROVEMENTS ON MONSON ROAD, FROM THE MONSON T.L. TO REED HILL ROAD (1.5 MILES)	2	STBG	$5,656,106	$5,656,106	$4,524,885	$1,131,221	39.5		20.5		Wales	Construction / YOE $5,656,106 / 39.5 TEC / 75% STBG
2023	608171	Central Mass	Uxbridge	UXBRIDGE- RECONSTRUCTION OF ROUTE 122 (SOUTH MAIN STREET), FROM SUSAN PARKWAY TO ROUTE 16	3	STBG	$6,976,937	$6,488,551	$5,190,841	$1,297,710	11		37.5		Uxbridge	Construction, STBG + TAP Total Project Cost = $6,976,937, Design Status = 75%, YOE = 4%
2023	608171	Central Mass	Uxbridge	UXBRIDGE- RECONSTRUCTION OF ROUTE 122 (SOUTH MAIN STREET), FROM SUSAN PARKWAY TO ROUTE 16	3	TAP	$6,976,937	$488,386	$390,709	$97,677	11		37.5		Uxbridge	Construction, STBG + TAP Total Project Cost = $6,976,937, Design Status = 75%, YOE = 4%
2023	608348	Boston Region	Beverly	BEVERLY- RECONSTRUCTION OF BRIDGE STREET	4	CMAQ	$7,942,866	$3,000,000	$2,400,000	$600,000	66		59		Beverly	Construction; CMAQ+STBG Total Cost = $7,942,866; MPO Evaluation Score = 66

STIP: 2022 - 2026 (D)

Year	MassDOT Project ID	MPO	Municipality	MassDOT Project Description	District	Funding Source	Adjusted TFPC	Total Programmed Funds	Federal Funds	Non-Federal Funds	MPO Project Score	Entity Receiving Transfer	PSAC Score	Earmark Details	Proponent	Other Information
Federal Fiscal Year 2023								$862,818,157	$717,436,712	$145,381,445						
2023	608348	Boston Region	Beverly	BEVERLY- RECONSTRUCTION OF BRIDGE STREET	4	STBG	$7,942,866	$4,942,866	$3,954,293	$988,573	66		59		Beverly	Construction; CMAQ+STBG Total Cost = $7,942,866; MPO Evaluation Score = 66
2023	608374	Pioneer Valley	West Springfield	WEST SPRINGFIELD- RECONSTRUCTION OF MEMORIAL AVENUE (ROUTE 147), FROM COLONY ROAD TO THE MEMORIAL AVENUE ROTARY (1.4 MILES)	2	STBG	$21,692,328	$17,669,498	$14,135,598	$3,533,900	72.5		69		West Springfield	Construction / (YOE $21,692,328) 3 years of AC funding FFY 2022 $1, 125,167 FFY2023 $18,169,736 FFY2024 $2,397,425 / 72.5 TEC / 75% / STBG 100% due June 21
2023	608374	Pioneer Valley	West Springfield	WEST SPRINGFIELD- RECONSTRUCTION OF MEMORIAL AVENUE (ROUTE 147), FROM COLONY ROAD TO THE MEMORIAL AVENUE ROTARY (1.4 MILES)	2	TAP	$21,692,328	$500,238	$400,190	$100,048	72.5		69		West Springfield	Construction / (YOE $21,692,328) 3 years of AC funding FFY 2022 $1, 125,167 FFY2023 $18,169,736 FFY2024 $2,397,425 / 72.5 TEC / 75% / STBG 100% due June 21
2023	608535	Southeastern Mass	New Bedford	NEW BEDFORD- CORRIDOR IMPROVEMENTS AND RELATED WORK ON COUNTY STREET FROM NELSON STREET TO UNION STREET	5	STBG	$10,532,802	$10,532,802	$8,426,242	$2,106,560	55				New Bedford	a) Construction; b) Total Cost = $10,532,802 STBG; d) EC Score 55 of 100; i) Status Pre 25%
2023	608707	Boston Region	Quincy	QUINCY- RECONSTRUCTION OF SEA STREET	6	STBG	$5,843,442	$5,617,188	$4,493,750	$1,123,438	40		58		Quincy	Construction; STBG+TAP Total Cost = $5,843,442; MPO Evaluation Score = 40; TAP Project Proponent = Quincy
2023	608707	Boston Region	Quincy	QUINCY- RECONSTRUCTION OF SEA STREET	6	TAP	$5,843,442	$226,254	$181,003	$45,251	40		58		Quincy	Construction; STBG+TAP Total Cost = $5,843,442; MPO Evaluation Score = 40; TAP Project Proponent = Quincy
2023	608873	Central Mass	Spencer	SPENCER- ROADWAY REHABILITATION OF MEADOW ROAD	3	CMAQ	$9,164,351	$2,500,000	$2,000,000	$500,000	16		45.5		Spencer	Construction, CMAQ + STBG Total Project Cost = 9,164,351, Design Status = 25%, YOE = 4%
2023	608873	Central Mass	Spencer	SPENCER- ROADWAY REHABILITATION OF MEADOW ROAD	3	STBG	$9,164,351	$6,664,351	$5,331,481	$1,332,870	16		45.5		Spencer	Construction, CMAQ + STBG Total Project Cost = 9,164,351, Design Status = 25%, YOE = 4%
2023	608933	Boston Region	Peabody	PEABODY- REHABILITATION OF CENTRAL STREET	4	CMAQ	$15,828,654	$3,000,000	$2,400,000	$600,000	61		61.5		Peabody	Construction; CMAQ+HSIP+STBG Total Cost = $15,828,654; MPO Evaluation Score = 61
2023	608933	Boston Region	Peabody	PEABODY- REHABILITATION OF CENTRAL STREET	4	HSIP	$15,828,654	$1,500,000	$1,350,000	$150,000	61		61.5		Peabody	Construction; CMAQ+HSIP+STBG Total Cost = $15,828,654; MPO Evaluation Score = 61

STIP: 2022 - 2026 (D)

Year	MassDOT Project ID	MPO	Municipality	MassDOT Project Description	District	Funding Source	Adjusted TFPC	Total Programmed Funds	Federal Funds	Non-Federal Funds	MPO Project Score	Entity Receiving Transfer	PSAC Score	Earmark Details	Proponent	Other Information
Federal Fiscal Year 2023								$862,818,157	$717,436,712	$145,381,445						
2023	608933	Boston Region	Peabody	PEABODY- REHABILITATION OF CENTRAL STREET	4	STBG	$15,828,654	$11,328,654	$9,062,923	$2,265,731	61		61.5		Peabody	Construction; CMAQ+HSIP+STBG Total Cost = $15,828,654; MPO Evaluation Score = 61
2023	609279	Montachusett	Gardner	GARDNER- ROUNDABOUT CONSTRUCTION AT ELM STREET, PEARL STREET, CENTRAL STREET AND GREEN STREET	3	STBG	$2,611,572	$2,611,572	$2,089,258	$522,314	25		43		City of Gardner	
Transit Grant Program								$2,000,000	$1,600,000	$400,000						
2023	S12114	Boston Region	Canton	ROYALL STREET SHUTTLE		CMAQ	$534,820	$177,177	$141,742	$35,435	51				Canton	Operations; CMAQ Total Cost = $534,820; MPO Evaluation Score = 51; Project funded through MPO's Community Connections Program.
2023	S12124	Boston Region	Multiple	COMMUNITY CONNECTIONS PROGRAM		CMAQ	$7,522,281	$1,670,823	$1,336,658	$334,165	N/A				Regionwide	Planning, Design, or Construction; Set Aside for LRTP Community Connections Program
2023	S12125	Boston Region	Newton	NEWTON MICROTRANSIT SERVICE		CMAQ	$427,000	$152,000	$121,600	$30,400	53				Newton	Operations; CMAQ Total Cost = $727,000; MPO Evaluation Score = 53; Project funded over three fiscal years (2021-2023)through MPO's Community Connections Program.
Bicycle and Pedestrian								$1,194,216	$955,373	$238,843						
2023	609067	Cape Cod	Barnstable	BARNSTABLE- CONSTRUCTION OF A SHARED USE PATH ALONG BEARSES WAY, FROM ROUTE 28 TO PITCHERS WAY	5	CMAQ	$2,075,201	$1,146,285	$917,028	$229,257	77				Barnstable	CMAQ Approved October 2019
2023	609067	Cape Cod	Barnstable	BARNSTABLE- CONSTRUCTION OF A SHARED USE PATH ALONG BEARSES WAY, FROM ROUTE 28 TO PITCHERS WAY	5	STBG	$2,075,201	$47,931	$38,345	$9,586	77				Barnstable	CMAQ Approved October 2019
2023	S12136	Franklin Region	Multiple	Franklin County Bikeway Sign Installation	Multiple	STBG	$200,000	$0	$0	$0					FCTPO	
Roadway Improvements								$500,000	$400,000	$100,000						
2023	S12137	Franklin Region	Multiple	Franklin County EV Charging Stations	Multiple	STBG	$500,000	$500,000	$400,000	$100,000					FCTPO	
Section 1B / Earmark or Discretionary Grant Funded Projects								$51,607,808	$41,286,246	$10,321,562						

STIP: 2022 - 2026 (D)

Year	MassDOT Project ID	MPO	Municipality	MassDOT Project Description	District	Funding Source	Adjusted TFPC	Total Programmed Funds	Federal Funds	Non-Federal Funds	MPO Project Score	Entity Receiving Transfer	PSAC Score	Earmark Details	Proponent	Other Information
Federal Fiscal Year 2023								$862,818,157	$717,436,712	$145,381,445						
Earmark Discretionary								$51,607,808	$41,286,246	$10,321,562						
2023	606476	Boston Region	Boston	BOSTON- ROADWAY, CEILING, ARCH & WALL RECONSTRUCTION AND OTHER CONTROL SYSTEMS IN SUMNER TUNNEL	6	NHPP-E	$136,722,750	$11,607,808	$9,286,246	$2,321,562	N/A				MassDOT	Construction; NHPP+HSIP+Other Federal Aid Total Cost = $126,544,931; Total MPO Contribution = $22,115,687; AC schedule over 3 years (2021-2023). MPO funding has 2-year AC schedule (2021-22).
2023	607977	Boston Region	Multiple	HOPKINTON- WESTBOROUGH- RECONSTRUCTION OF I-90/I-495 INTERCHANGE	3	HIP	$285,366,126	$0	$0	$0						Other FA - SW HIP: $6,784,226 (FY 2022); HIP Boston: $5,176,619 (FY 2022); BUILD Grant: $26,250,000 (FY 2022); HIP BR: $40,000,000 (FY 2023); $111,166,667 WT Funding
2023	607977	Boston Region	Multiple	HOPKINTON- WESTBOROUGH- RECONSTRUCTION OF I-90/I-495 INTERCHANGE	3	HIP-BR	$285,366,126	$40,000,000	$32,000,000	$8,000,000						Other FA - SW HIP: $6,784,226 (FY 2022); HIP Boston: $5,176,619 (FY 2022); BUILD Grant: $26,250,000 (FY 2022); HIP BR: $40,000,000 (FY 2023); $111,166,667 WT Funding
Section 2A / State Prioritized Reliability Projects								$291,188,381	$236,762,946	$54,425,436						
Bridge On-system NHS								$127,775,053	$102,220,042	$25,555,011						
2023	604952	Boston Region	Multiple	LYNN- SAUGUS- BRIDGE REPLACEMENT, L-18-016=S-05-008, ROUTE 107 OVER THE SAUGUS RIVER (AKA - BELDEN G. BLY BRIDGE)	4	NHPP	$98,962,749	$0	$0	$0					MassDOT	Project ACd over 2019-2023.
2023	605306	Merrimack Valley	Haverhill	HAVERHILL- BRIDGE REPLACEMENT, H-12-039, I-495 (NB & SB) OVER MERRIMACK RIVER	4	NHPP	$108,833,832	$0	$0	$0						Project ACd over 2018-2023.
2023	605843	Berkshire Region	North Adams	NORTH ADAMS- BRIDGE REPLACEMENT, N-14-016, ROUTE 2 OVER THE HOOSIC RIVER	1	NHPP	$17,648,439	$17,648,439	$14,118,751	$3,529,688					MassDOT	

STIP: 2022 - 2026 (D)

Year	MassDOT Project ID	MPO	Municipality	MassDOT Project Description	District	Funding Source	Adjusted TFPC	Total Programmed Funds	Federal Funds	Non-Federal Funds	MPO Project Score	Entity Receiving Transfer	PSAC Score	Earmark Details	Proponent	Other Information
Federal Fiscal Year 2023								$862,818,157	$717,436,712	$145,381,445						
2023	606527	Southeastern Mass	New Bedford	NEW BEDFORD- SUPERSTRUCTURE REPLACEMENT, N-06-020, I-195 (EB & WB) RAMP C & F OVER ST 18, COUNTY STREET, STATE STREET, MASS COASTAL RAILROAD, PURCHASE STREET, WELD STREET, INCLUDES REPLACING N-06-046, I-195 (EB) RAMP F OVER WELD STREET	5	NHPP	$125,786,248	$87,758,938	$70,207,150	$17,551,788						
2023	606552	Pioneer Valley	Northampton	NORTHAMPTON– BRIDGE REPLACEMENT, N-19-059, I-91 OVER US ROUTE 5 AND B&MRR, BRIDGE REPLACEMENT, N-19-060, I-91 OVER HOCKANUM ROAD AND IMPROVEMENTS TO I-91/INTERCHANGE 18	2	NHPP	$60,423,296	$0	$0	$0					MassDOT	AC'd over 2020-2024; TFPC: $60,423,296; NHPP + HIP Bridge (2019)
2023	606902	Boston Region	Boston	BOSTON- BRIDGE RECONSTRUCTION/REHAB, B-16-181, WEST ROXBURY PARKWAY OVER MBTA	6	NHPP	$6,644,290	$6,644,290	$5,315,432	$1,328,858						
2023	607327	Boston Region	Wilmington	WILMINGTON- BRIDGE REPLACEMENT, W-38-002, ROUTE 38 (MAIN STREET) OVER THE B&M RAILROAD	4	NHPP	$13,127,334	$12,632,756	$10,106,205	$2,526,551						
2023	609165	Southeastern Mass	Attleboro	ATTLEBORO- BRIDGE REPLACEMENT, A-16-062(3UL), INTERSTATE 295 RAMP OVER TEN MILE RIVER	5	NHPP	$3,090,630	$3,090,630	$2,472,504	$618,126						
Bridge Off-system								$34,924,308	$27,939,446	$6,984,862						
2023	603796	Southeastern Mass	Mansfield	MANSFIELD- BRIDGE REPLACEMENT, M-03-003 & M-03-045, BALCOM STREET OVER THE WADING RIVER	5	STBG-BR-Off	$3,224,282	$3,224,282	$2,579,426	$644,856						
2023	608255	Boston Region	Stow	STOW- BRIDGE REPLACEMENT, S-29-011, BOX MILL ROAD OVER ELIZABETH BROOK	3	STBG-BR-Off	$3,592,584	$3,592,584	$2,874,067	$718,517						
2023	608847	Pioneer Valley	Wales	WALES- BRIDGE REPLACEMENT, W-02-002, HOLLAND ROAD OVER WALES BROOK	2	STBG-BR-Off	$3,049,418	$3,049,418	$2,439,534	$609,884					MassDOT	
2023	608857	Berkshire Region	Cheshire	CHESHIRE- BRIDGE REPLACEMENT, C-10-002, SAND MILL ROAD OVER DRY BROOK	1	STBG-BR-Off	$2,373,757	$2,373,757	$1,899,006	$474,751					MassDOT	

STIP: 2022 - 2026 (D)

Year	MassDOT Project ID	MPO	Municipality	MassDOT Project Description	District	Funding Source	Adjusted TFPC	Total Programmed Funds	Federal Funds	Non-Federal Funds	MPO Project Score	Entity Receiving Transfer	PSAC Score	Earmark Details	Proponent	Other Information
Federal Fiscal Year 2023								$862,818,157	$717,436,712	$145,381,445						
2023	609072	Berkshire Region	Williamstown	WILLIAMSTOWN- BRIDGE REPLACEMENT, W-37-010, MAIN STREET OVER HEMLOCK BROOK	1	STBG-BR-Off	$2,506,556	$2,506,556	$2,005,245	$501,311					MassDOT	
2023	609074	Berkshire Region	Monterey	MONTEREY- BRIDGE REPLACEMENT, M-29-001, CURTIS ROAD OVER KONKAPOT RIVER	1	STBG-BR-Off	$1,156,318	$1,156,318	$925,054	$231,264					MassDOT	
2023	609078	Berkshire Region	New Marlborough	NEW MARLBOROUGH- BRIDGE REPLACEMENT, N-08-020, KEYES HILL ROAD OVER UMPACHENE RIVER	1	STBG-BR-Off	$2,698,707	$2,698,707	$2,158,966	$539,741					MassDOT	
2023	609120	Pioneer Valley	Ludlow	LUDLOW- BRIDGE REPLACEMENT, L-16-026, PINEY LANE OVER BROAD BROOK	2	STBG-BR-Off	$556,192	$556,192	$444,954	$111,238					MassDOT	
2023	609185	Central Mass	Worcester	WORCESTER- BRIDGE RECONSTRUCTION OF W-44-083, HARRISION STREET OVER I-290 & W-44-093, LAUREL STREET OVER I-290	3	STBG-BR-Off	$14,073,603	$14,073,603	$11,258,882	$2,814,721					MassDOT	Construction, Total Project Cost = $14,073,603, Design Status = Approved, YOE - 4%
2023	609187	Montachusett	Hubbardston	HUBBARDSTON- BRIDGE REPLACEMENT, H-24-003, WILLIAMSVILLE ROAD OVER THE BURNSHIRT RIVER	3	STBG-BR-Off	$1,692,891	$1,692,891	$1,354,313	$338,578					MassDOT	
Interstate Pavement								$24,419,044	$21,977,140	$2,441,904						
2023	608208	Boston Region	Multiple	QUINCY- MILTON- BOSTON- INTERSTATE MAINTENANCE & RELATED WORK ON I-93	6	NHPP-I	$24,419,044	$24,419,044	$21,977,140	$2,441,904						
Non-Interstate Pavement								$62,721,805	$50,177,444	$12,544,361						
2023	604209	Pioneer Valley	Multiple	HOLYOKE- WEST SPRINGFIELD- REHABILITATION OF ROUTE 5 (RIVERDALE ROAD), FROM I-91 (INTERCHANGE 13) TO MAIN STREET IN HOLYOKE & FROM ELM STREET TO NORTH ELM STREET IN WEST SPRINGFIELD (3.2 MILES)	2	NHPP	$22,744,178	$22,744,177	$18,195,342	$4,548,835	59		65.5		MassDOT	Construction (YOE $22,744,177) / 59 TEC / 75% Design / NHPP
2023	608480	Boston Region	Foxborough	FOXBOROUGH- RESURFACING AND RELATED WORK ON ROUTE 1	5	NHPP	$7,169,843	$7,169,843	$5,735,874	$1,433,969						
2023	608490	Central Mass	Upton	UPTON- RESURFACING AND RELATED WORK ON ROUTE 140	3	NHPP	$6,447,168	$6,447,168	$5,157,734	$1,289,434					MassDOT	Construction, Total Project Cost = $6,447,168, Design Status = Approved, YOE = 4%

STIP: 2022 - 2026 (D)

Year	MassDOT Project ID	MPO	Municipality	MassDOT Project Description	District	Funding Source	Adjusted TFPC	Total Programmed Funds	Federal Funds	Non-Federal Funds	MPO Project Score	Entity Receiving Transfer	PSAC Score	Earmark Details	Proponent	Other Information
Federal Fiscal Year 2023								$862,818,157	$717,436,712	$145,381,445						
2023	608498	Boston Region	Multiple	QUINCY- WEYMOUTH- BRAINTREE- RESURFACING AND RELATED WORK ON ROUTE 53	6	NHPP	$8,178,768	$8,178,768	$6,543,014	$1,635,754						
2023	608818	Boston Region	Danvers	DANVERS- RESURFACING AND RELATED WORK ON ROUTE 114	4	NHPP	$1,133,382	$1,133,382	$906,706	$226,676						
2023	609098	Cape Cod	Wellfleet	WELLFLEET- PAVEMENT PRESERVATION AND RELATED WORK ON ROUTE 6	5	NHPP	$17,048,467	$17,048,467	$13,638,774	$3,409,693	66				MassDOT	
Safety Improvements								$18,747,415	$16,368,268	$2,379,147						
2023	608562	Boston Region	Somerville	SOMERVILLE- SIGNAL AND INTERSECTION IMPROVEMENT ON I-93 AT MYSTIC AVENUE AND MCGRATH HIGHWAY (TOP 200 CRASH LOCATION)	4	HSIP	$6,122,559	$6,072,559	$5,465,303	$607,256						
2023	608565	Pioneer Valley	Springfield	SPRINGFIELD- IMPROVEMENTS ON ST. JAMES AVENUE AT ST. JAMES BOULEVARD AND CAREW STREET	2	HSIP	$4,629,032	$4,629,032	$4,166,129	$462,903					MassDOT	
2023	609053	Boston Region	Multiple	CANTON- DEDHAM- NORWOOD- HIGHWAY LIGHTING IMPROVEMENTS AT I-93 & I-95/128	6	NHPP	$5,044,052	$5,044,052	$4,035,242	$1,008,810						
2023	609063	Southeastern Mass	Multiple	ATTLEBORO- NORTH ATTLEBORUGH- GUIDE AND TRAFFIC SIGN REPLACEMENT ON INTERSTATE 295	5	HSIP	$377,874	$377,874	$340,087	$37,787						
2023	609064	Statewide	Multiple	WAREHAM TO BOURNE- GUIDE AND TRAFFIC SIGN REPLACEMENT ON ROUTE 25	5	HSIP	$415,899	$415,899	$374,309	$41,590						
2023	610794	Statewide		STATEWIDE- SYSTEMIC COUNTERMEASURES FOR SHSP IMPLEMENTATION (PEDESTRIAN AND BICYCLE SAFETY)		HSIP	$1,559,999	$1,559,999	$1,403,999	$156,000						
2023	S12018	Statewide		STATEWIDE- STRATEGIC SAFETY PLAN UPDATE (FHWA REQUIREMENTS)		HSIP	$648,000	$648,000	$583,200	$64,800						
Bridge Systematic Maintenance								$9,204,644	$7,363,715	$1,840,929						

STIP: 2022 - 2026 (D)

Year	MassDOT Project ID	MPO	Municipality	MassDOT Project Description	District	Funding Source	Adjusted TFPC	Total Programmed Funds	Federal Funds	Non-Federal Funds	MPO Project Score	Entity Receiving Transfer	PSAC Score	Earmark Details	Proponent	Other Information
Federal Fiscal Year 2023								$862,818,157	$717,436,712	$145,381,445						
2023	608609	Boston Region	Multiple	NEWTON- WESTWOOD- STEEL SUPERSTRUCTURE CLEANING (FULL REMOVAL) AND PAINTING OF 2 BRIDGES: N-12-056 & W-31-006	6	NHPP	$2,228,571	$2,228,571	$1,782,857	$445,714						
2023	608649	Franklin Region	Colrain	COLRAIN- BRIDGE DECK PRESERVATION, C-18-010 & C-18-012, ROUTE 112 OVER THE NORTH RIVER	1	NHPP	$502,860	$502,860	$402,288	$100,572					MassDOT	
2023	609023	Statewide		DISTRICT 2- SYSTEMATIC BRIDGE MAINTENANCE AT VARIOUS LOCATIONS (2023)	2	NHPP	$1,601,808	$1,601,808	$1,281,446	$320,362						
2023	609037	Statewide		DISTRICT 5- SYSTEMATIC BRIDGE PRESERVATION ALONG THE I-195 CORRIDOR	5	NHPP	$1,550,328	$1,550,328	$1,240,262	$310,066						
2023	609040	Statewide		DISTRICT 3- SYSTEMATIC BRIDGE MAINTENANCE AT VARIOUS LOCATIONS	3	NHPP	$1,336,483	$1,336,483	$1,069,186	$267,297						
2023	612047	Statewide		DISTRICT 4- SYSTEMATIC BRIDGE PRESERVATION	4	NHPP	$1,984,594	$1,984,594	$1,587,675	$396,919						
Bridge On-system Non-NHS								$12,013,410	$9,610,728	$2,402,682						
2023	608929	Boston Region	Wilmington	WILMINGTON- BRIDGE REPLACEMENT, W-38-003, BUTTERS ROW OVER MBTA	4	STBG	$5,181,488	$5,181,488	$4,145,190	$1,036,298						
2023	609082	Franklin Region	Conway	CONWAY- BRIDGE REPLACEMENT, C-20-004, NORTH POLAND ROAD OVER POLAND BROOK	1	STBG	$3,848,932	$3,848,932	$3,079,146	$769,786					MassDOT	
2023	609179	Central Mass	Spencer	SPENCER- BRIDGE REPLACEMENT, S-23-012, NORTH SPENCER ROAD (ROUTE 31) OVER THE SEVEN MILE RIVER	3	STBG	$2,982,990	$2,982,990	$2,386,392	$596,598					MassDOT	Construction, Total Project Cost = $2,982,990, Design Status = Approved, YOE = 4%
Roadway Improvements								$1,382,702	$1,106,162	$276,540						
2023	610801	Southeastern Mass	Somerset	SOMERSET- STORMWATER IMPROVEMENTS ALONG ROUTE I-195 FOR MOUNT HOPE BAY	5	STBG	$890,512	$890,512	$712,410	$178,102						
2023	610806	Statewide		DISTRICT 6- BOSTON INNER HARBOR STORMWATER IMPROVEMENTS	6	STBG	$492,190	$492,190	$393,752	$98,438						
Section 2B / State Prioritized Modernization Projects								$91,984,452	$78,000,986	$13,983,466						

STIP: 2022 - 2026 (D)

Year	MassDOT Project ID	MPO	Municipality	MassDOT Project Description	District	Funding Source	Adjusted TFPC	Total Programmed Funds	Federal Funds	Non-Federal Funds	MPO Project Score	Entity Receiving Transfer	PSAC Score	Earmark Details	Proponent	Other Information
Federal Fiscal Year 2023								$862,818,157	$717,436,712	$145,381,445						
Roadway Reconstruction								$64,878,020	$54,645,637	$10,232,383						
2023	602659	Central Mass	Multiple	CHARLTON- OXFORD- RECONSTRUCTION ON ROUTE 20, FROM RICHARDSON'S CORNER EASTERLY TO ROUTE 12, INCLUDES REHAB OF C-06-023 & REPLACEMENT OF O-06-002	3	NHPP	$71,344,050	$25,000,000	$20,000,000	$5,000,000	22		50.3		MassDOT	Construction, Total Project Cost = $71,344,050, Project is AC'd between 2022 and 2026, Design Status = 25%
2023	606476	Boston Region	Boston	BOSTON- ROADWAY, CEILING, ARCH & WALL RECONSTRUCTION AND OTHER CONTROL SYSTEMS IN SUMNER TUNNEL	6	NHPP	$136,722,750	$5,261,993	$4,209,594	$1,052,399	N/A				MassDOT	Construction; NHPP+HSIP+Other Federal Aid Total Cost = $126,544,931; Total MPO Contribution = $22,115,687; AC schedule over 3 years (2021-2023). MPO funding has 2-year AC schedule (2021-22).
2023	607977	Boston Region	Multiple	HOPKINTON- WESTBOROUGH- RECONSTRUCTION OF I-90/I-495 INTERCHANGE	3	NFP-I	$285,366,126	$12,432,212	$11,188,991	$1,243,221						Other FA - SW HIP: $6,784,226 (FY 2022); HIP Boston: $5,176,619 (FY 2022); BUILD Grant: $26,250,000 (FY 2022); HIP BR: $40,000,000 (FY 2023); $111,166,667 WT Funding
2023	608049	Southeastern Mass	Fall River	FALL RIVER- CORRIDOR IMPROVEMENTS ON ROUTE 79/DAVOL STREET	5	NHPP-I	$97,787,500	$15,000,000	$13,500,000	$1,500,000						AC'd FFY 2022-2026; HIP BR funds FFY 2022 & FFY 2024
2023	609510	Northern Middlesex	Dracut	DRACUT- IMPROVEMENTS AT GEORGE ENGLESBY ELEMENTARY SCHOOL (SRTS)	4	TAP	$1,034,904	$1,034,904	$827,923	$206,981	8.00		26		Town of Dracut	
2023	609517	Pioneer Valley	Longmeadow	LONGMEADOW- BLUEBERRY HILL ELEMENTARY SCHOOL IMPROVEMENTS (SRTS)	2	TAP	$364,139	$364,139	$291,311	$72,828			29.5		Town of Longmeadow	
2023	609518	Southeastern Mass	Fairhaven	FAIRHAVEN- LEROY WOOD ELEMENTARY SCHOOL IMPROVEMENTS (SRTS)	5	TAP	$1,941,711	$1,941,711	$1,553,369	$388,342					Town of Fairhaven	
2023	609530	Boston Region	Medway	MEDWAY- HOLLISTON STREET AND CASSIDY LANE IMPROVEMENTS (SRTS)	3	TAP	$1,487,008	$1,487,008	$1,189,606	$297,402					Town of Medway	
2023	610533	Nantucket	Nantucket	NANTUCKET- NANTUCKET MIDDLE SCHOOL/HIGH SCHOOL COMPLEX IMPROVEMENTS (SRTS)	5	TAP	$864,004	$864,003	$691,202	$172,801					Town of Nantucket	
2023	610652	Pioneer Valley	Agawam	AGAWAM- ROBINSON PARK ELEMENTARY SCHOOL IMPROVEMENTS (SRTS)	2	TAP	$1,492,050	$1,492,050	$1,193,640	$298,410			36.5		Town of Agawam	
Intersection Improvements								$16,702,029	$15,031,826	$1,670,203						

STIP: 2022 - 2026 (D)

Year	MassDOT Project ID	MPO	Municipality	MassDOT Project Description	District	Funding Source	Adjusted TFPC	Total Programmed Funds	Federal Funds	Non-Federal Funds	MPO Project Score	Entity Receiving Transfer	PSAC Score	Earmark Details	Proponent	Other Information
Federal Fiscal Year 2023								$862,818,157	$717,436,712	$145,381,445						
2023	607342	Boston Region	Milton	MILTON- INTERSECTION & SIGNAL IMPROVEMENTS @ ROUTE 28 (RANDOLPH AVENUE) & CHICKATAWBUT ROAD	6	HSIP	$7,066,971	$7,066,971	$6,360,274	$706,697						
2023	608560	Pioneer Valley	Springfield	SPRINGFIELD- IMPROVEMENTS ON ST. JAMES AVENUE AT TAPLEY STREET	2	HSIP	$2,490,805	$2,490,805	$2,241,725	$249,081			75.5		MassDOT	
2023	608562	Boston Region	Somerville	SOMERVILLE- SIGNAL AND INTERSECTION IMPROVEMENT ON I-93 AT MYSTIC AVENUE AND MCGRATH HIGHWAY (TOP 200 CRASH LOCATION)	4	HSIP	$6,122,559	$50,000	$45,000	$5,000						
2023	608774	Northern Middlesex	Multiple	LOWELL-TEWKSBURY– ROUTE 38 INTERSECTION IMPROVEMENTS	4	HSIP	$3,472,804	$3,472,804	$3,125,524	$347,280	6.27				MassDOT	
2023	609392	Merrimack Valley	Rowley	ROWLEY- SAFETY IMPROVEMENTS AT ROUTE 1, CENTRAL AND GLEN STREETS	4	HSIP	$1,486,378	$1,486,378	$1,337,740	$148,638	6.00					a) Construction; b) $1,486,378 HSIP (inflated 4% from 2022 cost); d) TEC = 6.00 out of 18.
2023	609410	Old Colony	Brockton	BROCKTON- INTERSECTION IMPROVEMENTS AND RELATED WORK AT CENTRE STREET (ROUTE 123), CARY STREET AND LYMAN STREET	5	HSIP	$2,135,071	$2,135,071	$1,921,564	$213,507	48.89					
Intelligent Transportation Systems								$8,896,689	$7,117,351	$1,779,338						
2023	609086	Statewide		STATEWIDE- INTELLIGENT TRANSPORTATION SYSTEMS (PLACEHOLDER 2023)		NHPP	$9,721,821	$8,896,689	$7,117,351	$1,779,338						
ADA Retrofits								$1,507,714	$1,206,171	$301,543						
2023	609177	Statewide		DISTRICT 4- ADA RETROFITS AT VARIOUS LOCATIONS	4	STBG	$549,900	$549,900	$439,920	$109,980						
2023	609178	Statewide		DISTRICT 6- ADA RETROFITS AT VARIOUS LOCATIONS	6	STBG	$957,814	$957,814	$766,251	$191,563						
Section 2C / State Prioritized Expansion Projects								$32,119,170	$25,695,336	$6,423,834						
Bicycle and Pedestrian								$32,119,170	$25,695,336	$6,423,834						

STIP: 2022 - 2026 (D)

Year	MassDOT Project ID	MPO	Municipality	MassDOT Project Description	District	Funding Source	Adjusted TFPC	Total Programmed Funds	Federal Funds	Non-Federal Funds	MPO Project Score	Entity Receiving Transfer	PSAC Score	Earmark Details	Proponent	Other Information
Federal Fiscal Year 2023								$862,818,157	$717,436,712	$145,381,445						
2023	607979	Southeastern Mass	Marion	MARION- SHARED USE PATH CONSTRUCTION (PHASE 1), FROM THE MARION-MATTAPOISETT T.L. TO POINT ROAD	5	CMAQ	$5,203,240	$5,203,240	$4,162,592	$1,040,648						
2023	608157	Pioneer Valley	Springfield	SPRINGFIELD- MCKNIGHT COMMUNITY TRAIL CONSTRUCTION, FROM ARMORY STREET TO HAYDEN AVENUE (1.5 MILES)	2	CMAQ	$8,748,334	$8,748,334	$6,998,667	$1,749,667	42.5		30.5		Springfield	Construction (YOE $8,748,334) / 42.5 TEC / Pre 25% / CMAQ / MassDOT Bicycle and Pedestrian Program
2023	608930	Merrimack Valley	Lawrence	LAWRENCE- LAWRENCE MANCHESTER RAIL CORRIDOR (LMRC) RAIL TRAIL	4	CMAQ	$21,416,304	$11,489,738	$9,191,790	$2,297,948	11.25					a) Construction; b) $21,416,304 CMAQ (inflated 4% from 2022 cost); c) AC Year 1-2 FFY 2023-2024: d) TEC = 11.25 out of 18.
2023	610674	Boston Region	Newton	NEWTON- RECONSTRUCTION OF COMMONWEALTH AVENUE (ROUTE 30), FROM EAST OF AUBURN STREET TO ASH STREET	6	CMAQ	$6,677,858	$6,677,858	$5,342,286	$1,335,572						
Section 3 / Planning/Adjustments/Pass-throughs								$150,260,704	$138,236,710	$12,023,994						
Award Adjustments, Change Orders, etc.								$15,321,920	$12,383,683	$2,938,237						
2023	S12139	Statewide		Awards, Adjustments, Change Orders, etc. (FFY 2023)		STBG-BR-Off	$15,321,920	$810,944	$648,755	$162,189						
2023	S12139	Statewide		Awards, Adjustments, Change Orders, etc. (FFY 2023)		CMAQ	$15,321,920	$608,208	$486,566	$121,642						
2023	S12139	Statewide		Awards, Adjustments, Change Orders, etc. (FFY 2023)		HSIP	$15,321,920	$1,261,469	$1,135,322	$126,147						
2023	S12139	Statewide		Awards, Adjustments, Change Orders, etc. (FFY 2023)		NHPP	$15,321,920	$10,208,466	$8,166,773	$2,041,693						
2023	S12139	Statewide		Awards, Adjustments, Change Orders, etc. (FFY 2023)		STBG	$15,321,920	$2,230,097	$1,784,078	$446,019						
2023	S12139	Statewide		Awards, Adjustments, Change Orders, etc. (FFY 2023)		TAP	$15,321,920	$202,736	$162,189	$40,547						
ABP GANS Repayment								$89,510,000	$89,510,000	$0						
2023	S12144	Statewide		ABP GANS (FFY 2023)		NHPP-G	$89,510,000	$89,510,000	$89,510,000	$0						

STIP: 2022 - 2026 (D)

Year	MassDOT Project ID	MPO	Municipality	MassDOT Project Description	District	Funding Source	Adjusted TFPC	Total Programmed Funds	Federal Funds	Non-Federal Funds	MPO Project Score	Entity Receiving Transfer	PSAC Score	Earmark Details	Proponent	Other Information
Federal Fiscal Year 2023								$862,818,157	$717,436,712	$145,381,445						
Metropolitan Planning								$12,511,095	$10,008,876	$2,502,219						
2023	S12149	Statewide		Metropolitan Planning (FFY 2024 UPWPs) - PL & SPR		PL	$12,511,095	$12,511,095	$10,008,876	$2,502,219						
State Planning & Research								$25,538,819	$20,431,055	$5,107,764						
2023	S12154	Statewide		SPR Work Program (FFY 2024)		PL	$25,538,819	$25,538,819	$20,431,055	$5,107,764						
Recreational Trails								$1,483,411	$1,186,729	$296,682						
2023	S12160	Statewide		RECREATIONAL TRAILS PROGRAM (FFY 2023)		REC	$1,483,411	$1,483,411	$1,186,729	$296,682						
Railroad Grade Crossings								$2,222,222	$1,777,778	$444,444						
2023	S12165	Statewide		RAIL ROAD CROSSINGS (FFY 2023)		RRHE	$2,222,222	$1,111,111	$888,889	$222,222						
2023	S12165	Statewide		RAIL ROAD CROSSINGS (FFY 2023)		RRPD	$2,222,222	$1,111,111	$888,889	$222,222						
SRTS Education								$1,823,293	$1,458,634	$364,659						
2023	S12170	Statewide		SRTS EDUCATION (FFY 2023)		TAP	$1,823,293	$1,823,293	$1,458,634	$364,659						
Transit Grant Program								$1,849,944	$1,479,955	$369,989						
2023	S12175	Statewide		TRANSIT GRANT PROGRAM (FFY 2023)		CMAQ	$1,849,944	$1,849,944	$1,479,955	$369,989						

Year	MassDOT Project ID	MPO	Municipality	MassDOT Project Description	District	Funding Source	Adjusted TFPC	Total Programmed Funds	Federal Funds	Non-Federal Funds	MPO Project Score	Entity Receiving Transfer	PSAC Score	Earmark Details	Proponent	Other Information
Federal Fiscal Year 2024								$874,409,869	$729,159,607	$145,250,262						
Section 1A / Regionally Prioritized Projects								$245,196,969	$197,285,404	$47,911,565						
Roadway Reconstruction								$209,315,481	$168,241,838	$41,073,643						
2024	602202	Merrimack Valley	Salisbury	SALISBURY- RECONSTRUCTION OF ROUTE 1 (LAFAYETTE ROAD)	4	STBG	$18,214,824	$7,943,684	$6,354,947	$1,588,737	11.47					a) Construction; b) $18,214,824 STBG (Inflated 4% from 2022 cost); c) AC Year 1-2 FFY 2023-2024 d) TEC = 11.47 out of 18.
2024	603371	Franklin Region	Orange	ORANGE- RECONSTRUCTION OF NORTH MAIN STREET, FROM SCHOOL STREET TO LINCOLN AVENUE (0.4 MILES) INCL RELOCATION OF FALL HILL BROOK CULVERT	2	STBG	$7,993,737	$4,591,249	$3,672,999	$918,250	10.3		31		Town of Orange	Project is AC'd between FFY 2023 ($3,402,488) and FFY 2024 ($4,591,249).
2024	604499	Montachusett	Leominster	LEOMINSTER- RECONSTRUCTION/ REHABILITATION ON ROUTE 12 (CENTRAL STREET), INCLUDING REHABILITATION OF L-08-022	3	HSIP	$14,345,666	$912,000	$820,800	$91,200	38		55.5		MassDOT	Project is advance constructed over three years (FFY 2024-2026).
2024	604499	Montachusett	Leominster	LEOMINSTER- RECONSTRUCTION/ REHABILITATION ON ROUTE 12 (CENTRAL STREET), INCLUDING REHABILITATION OF L-08-022	3	STBG	$14,345,666	$10,374,000	$8,299,200	$2,074,800	38		55.5		MassDOT	Project is advance constructed over three years (FFY 2024-2026).
2024	604499	Montachusett	Leominster	LEOMINSTER- RECONSTRUCTION/ REHABILITATION ON ROUTE 12 (CENTRAL STREET), INCLUDING REHABILITATION OF L-08-022	3	TAP	$14,345,666	$114,000	$91,200	$22,800	38		55.5		MassDOT	Project is advance constructed over three years (FFY 2024-2026).
2024	605743	Boston Region	Ipswich	IPSWICH- RESURFACING & RELATED WORK ON CENTRAL & SOUTH MAIN STREETS	4	STBG	$5,702,076	$5,182,526	$4,146,021	$1,036,505	47		40.5		Ipswich	Construction; STBG+TAP Total Cost = $5,702,076; MPO Evaluation Score = 47; TAP Proponent = Ipswich
2024	605743	Boston Region	Ipswich	IPSWICH- RESURFACING & RELATED WORK ON CENTRAL & SOUTH MAIN STREETS	4	TAP	$5,702,076	$519,550	$415,640	$103,910	47		40.5		Ipswich	Construction; STBG+TAP Total Cost = $5,702,076; MPO Evaluation Score = 47; TAP Proponent = Ipswich

STIP: 2022 - 2026 (D)

Year	MassDOT Project ID	MPO	Municipality	MassDOT Project Description	District	Funding Source	Adjusted TFPC	Total Programmed Funds	Federal Funds	Non-Federal Funds	MPO Project Score	Entity Receiving Transfer	PSAC Score	Earmark Details	Proponent	Other Information
Federal Fiscal Year 2024								$874,409,869	$729,159,607	$145,250,262						
2024	606226	Boston Region	Boston	BOSTON- RECONSTRUCTION OF RUTHERFORD AVENUE, FROM CITY SQUARE TO SULLIVAN SQUARE	6	NHPP	$183,633,774	$8,500,000	$6,800,000	$1,700,000	59		51		Boston	Construction; NHPP+STBG+TAP Total Cost = $183,633,774; AC schedule over 5 years (2023-2027); Total funding in this TIP = $125,744,000; $25,000,000 in anticipated funding provided by City of Boston; MPO Evaluation Score = 59; TAP Proponent = Boston
2024	606226	Boston Region	Boston	BOSTON- RECONSTRUCTION OF RUTHERFORD AVENUE, FROM CITY SQUARE TO SULLIVAN SQUARE	6	STBG	$183,633,774	$20,946,838	$16,757,470	$4,189,368	59		51		Boston	Construction; NHPP+STBG+TAP Total Cost = $183,633,774; AC schedule over 5 years (2023-2027); Total funding in this TIP = $125,744,000; $25,000,000 in anticipated funding provided by City of Boston; MPO Evaluation Score = 59; TAP Proponent = Boston
2024	606226	Boston Region	Boston	BOSTON- RECONSTRUCTION OF RUTHERFORD AVENUE, FROM CITY SQUARE TO SULLIVAN SQUARE	6	TAP	$183,633,774	$1,000,000	$800,000	$200,000	59		51		Boston	Construction; NHPP+STBG+TAP Total Cost = $183,633,774; AC schedule over 5 years (2023-2027); Total funding in this TIP = $125,744,000; $25,000,000 in anticipated funding provided by City of Boston; MPO Evaluation Score = 59; TAP Proponent = Boston
2024	606517	Central Mass	West Brookfield	WEST BROOKFIELD- RESURFACING & RELATED WORK ON ROUTE 9, FROM WARE T.L. TO 850' WEST OF WELCOME ROAD (1.1 MILES - PHASE I)	2	STBG	$6,288,938	$6,288,938	$5,031,150	$1,257,788	10		32		West Brookfield	Construction, Total Project Cost = $6,288,938, Design Status = 75%, YOE = 8%
2024	606797	Pioneer Valley	Cummington	CUMMINGTON- RETAINING WALL REPLACEMENT ON ROUTE 9 ADJACENT TO SWIFT RIVER	1	STBG	$1,792,800	$1,792,800	$1,434,240	$358,560	9				MassDOT D1	Construction / (YOE $1,792,800 / 9 TEC / Pre 25% / STBG
2024	607403	Old Colony	Stoughton	STOUGHTON- CORRIDOR IMPROVEMENTS ON ROUTE 138	5	STBG	$11,485,518	$4,514,071	$3,611,257	$902,814	51.78					a) Construction; b) Total Project Cost = $11,485,518 w/ $11,485,518 of STBG funding; c) Advance Construction; d) MPO score 51.78 (Total Cost is $11,485,518 with FFY 2023 Cost of $6,971,447 and FFY 2024 Cost of $4,514,071)

STIP: 2022 - 2026 (D)

Year	MassDOT Project ID	MPO	Municipality	MassDOT Project Description	District	Funding Source	Adjusted TFPC	Total Programmed Funds	Federal Funds	Non-Federal Funds	MPO Project Score	Entity Receiving Transfer	PSAC Score	Earmark Details	Proponent	Other Information
Federal Fiscal Year 2024								$874,409,869	$729,159,607	$145,250,262						
2024	607777	Boston Region	Watertown	WATERTOWN- REHABILITATION OF MOUNT AUBURN STREET (ROUTE 16)	6	STBG	$28,340,090	$16,170,469	$12,936,375	$3,234,094	75		52		Watertown	Construction; HSIP+CMAQ+STBG Total Cost = $28,340,090; 2-year AC schedule (2023-2024); MPO Evaluation Score = 75
2024	608007	Boston Region	Multiple	COHASSET- SCITUATE- CORRIDOR IMPROVEMENTS AND RELATED WORK ON JUSTICE CUSHING HIGHWAY (ROUTE 3A), FROM BEECHWOOD STREET TO HENRY TURNER BAILEY ROAD	5	HSIP	$12,990,931	$1,500,000	$1,350,000	$150,000	37		40.5		MassDOT	Construction; HSIP+STBG+TAP Total Cost = $12,990,391; MPO Evaluation Score = 37; TAP Proponent = MassDOT
2024	608007	Boston Region	Multiple	COHASSET- SCITUATE- CORRIDOR IMPROVEMENTS AND RELATED WORK ON JUSTICE CUSHING HIGHWAY (ROUTE 3A), FROM BEECHWOOD STREET TO HENRY TURNER BAILEY ROAD	5	STBG	$12,990,931	$11,350,699	$9,080,559	$2,270,140	37		40.5		MassDOT	Construction; HSIP+STBG+TAP Total Cost = $12,990,391; MPO Evaluation Score = 37; TAP Proponent = MassDOT
2024	608007	Boston Region	Multiple	COHASSET- SCITUATE- CORRIDOR IMPROVEMENTS AND RELATED WORK ON JUSTICE CUSHING HIGHWAY (ROUTE 3A), FROM BEECHWOOD STREET TO HENRY TURNER BAILEY ROAD	5	TAP	$12,990,931	$140,232	$112,186	$28,046	37		40.5		MassDOT	Construction; HSIP+STBG+TAP Total Cost = $12,990,391; MPO Evaluation Score = 37; TAP Proponent = MassDOT
2024	608095	Merrimack Valley	North Andover	NORTH ANDOVER- CORRIDOR IMPROVEMENTS ON ROUTE 114, BETWEEN ROUTE 125 (ANDOVER STREET) & STOP & SHOP DRIVEWAY	4	STBG	$35,394,776	$3,441,954	$2,753,563	$688,391	12.12					a) Construction; b) $35,394,776 STBG (inflated 8% from 2022 cost) = FFY 2024 ($) + FFY 2025 ($) + FFY 2026 ($)+ beyond; c) AC years 1-4 FFY 2024-2027; d) TEC = 12.12 out of 18.
2024	608374	Pioneer Valley	West Springfield	WEST SPRINGFIELD- RECONSTRUCTION OF MEMORIAL AVENUE (ROUTE 147), FROM COLONY ROAD TO THE MEMORIAL AVENUE ROTARY (1.4 MILES)	2	STBG	$21,692,328	$2,397,425	$1,917,940	$479,485	72.5		69		West Springfield	Construction / (YOE $21,692,328) 3 years of AC funding FFY 2022 $1, 125,167 FFY2023 $18,169,736 FFY2024 $2,397,425 / 72.5 TEC / 75% / STBG 100% due June 21
2024	608717	Pioneer Valley	Springfield	SPRINGFIELD- RECONSTRUCTION OF SUMNER AVENUE AT DICKINSON STREET AND BELMONT AVENUE (THE "X")	2	HSIP	$11,801,891	$1,000,000	$900,000	$100,000	71		77.5		Springfield	Construction / YOE $11,801,892) 71 TEC / 25% STBG, HSIP, TAP
2024	608717	Pioneer Valley	Springfield	SPRINGFIELD- RECONSTRUCTION OF SUMNER AVENUE AT DICKINSON STREET AND BELMONT AVENUE (THE "X")	2	STBG	$11,801,891	$10,301,891	$8,241,513	$2,060,378	71		77.5		Springfield	Construction / YOE $11,801,892) 71 TEC / 25% STBG, HSIP, TAP

STIP: 2022 - 2026 (D)

Year	MassDOT Project ID	MPO	Municipality	MassDOT Project Description	District	Funding Source	Adjusted TFPC	Total Programmed Funds	Federal Funds	Non-Federal Funds	MPO Project Score	Entity Receiving Transfer	PSAC Score	Earmark Details	Proponent	Other Information
Federal Fiscal Year 2024								$874,409,869	$729,159,607	$145,250,262						
2024	608717	Pioneer Valley	Springfield	SPRINGFIELD- RECONSTRUCTION OF SUMNER AVENUE AT DICKINSON STREET AND BELMONT AVENUE (THE "X")	2	TAP	$11,801,891	$500,000	$400,000	$100,000	71		77.5		Springfield	Construction / YOE $11,801,892) 71 TEC / 25% STBG, HSIP, TAP
2024	608742	Cape Cod	Multiple	DENNIS- HARWICH- RECONSTRUCTION & RELATED WORK ON MAIN STREET (ROUTE 28), FROM UPPER COUNTY ROAD TO THE HERRING RIVER BRIDGE	5	CMAQ	$8,115,500	$1,146,285	$917,028	$229,257	80				Harwich-Dennis	Municipality is TAP proponent; CMAQ completed October 2020
2024	608742	Cape Cod	Multiple	DENNIS- HARWICH- RECONSTRUCTION & RELATED WORK ON MAIN STREET (ROUTE 28), FROM UPPER COUNTY ROAD TO THE HERRING RIVER BRIDGE	5	STBG	$8,115,500	$6,763,406	$5,410,725	$1,352,681	80				Harwich-Dennis	Municipality is TAP proponent; CMAQ completed October 2020
2024	608742	Cape Cod	Multiple	DENNIS- HARWICH- RECONSTRUCTION & RELATED WORK ON MAIN STREET (ROUTE 28), FROM UPPER COUNTY ROAD TO THE HERRING RIVER BRIDGE	5	TAP	$8,115,500	$205,809	$164,647	$41,162	80				Harwich-Dennis	Municipality is TAP proponent; CMAQ completed October 2020
2024	608744	Cape Cod	Provincetown	PROVINCETOWN- CORRIDOR IMPROVEMENTS AND RELATED WORK ON SHANK PAINTER ROAD, FROM ROUTE 6 TO BRADFORD STREET	5	CMAQ	$12,978,342	$0	$0	$0	79				Provincetown	AC over 2024-2025; CMAQ analysis completed October 2020;
2024	608744	Cape Cod	Provincetown	PROVINCETOWN- CORRIDOR IMPROVEMENTS AND RELATED WORK ON SHANK PAINTER ROAD, FROM ROUTE 6 TO BRADFORD STREET	5	STBG	$12,978,342	$3,669,828	$2,935,862	$733,966	79				Provincetown	AC over 2024-2025; CMAQ analysis completed October 2020;
2024	608753	Southeastern Mass	Taunton	TAUNTON- CORRIDOR IMPROVEMENTS AND RELATED WORK ON BROADWAY (ROUTE 138), FROM PURCHASE STREET TO JACKSON STREET (PHASE 2)	5	STBG	$7,050,035	$7,050,035	$5,640,028	$1,410,007	73				Taunton	a) Construction; b) Total Cost = $7,050,035 STBG; d) EC Score 73 of 100; i) Status Pre 25%
2024	608768	Berkshire Region	Pittsfield	PITTSFIELD- RESURFACING AND RELATED WORK ON MERRILL ROAD, INCLUDING CONSTRUCTION OF SHARED-USE PATH	1	HSIP	$8,804,198	$482,528	$434,275	$48,253	6 of 8		57.5		MassDOT	STBG + HSIP; Total Project Cost = $8,804,198; YOE = 8%
2024	608768	Berkshire Region	Pittsfield	PITTSFIELD- RESURFACING AND RELATED WORK ON MERRILL ROAD, INCLUDING CONSTRUCTION OF SHARED-USE PATH	1	STBG	$8,804,198	$8,321,670	$6,657,336	$1,664,334	6 of 8		57.5		MassDOT	STBG + HSIP; Total Project Cost = $8,804,198; YOE = 8%

STIP: 2022 - 2026 (D)

2024	608944	Southeastern Mass	Mansfield	MANSFIELD- RECONSTRUCTION ON CHAUNCY STREET (ROUTE 106)	5	STBG	$5,400,000	$5,400,000	$4,320,000	$1,080,000	59				Mansfield	a) Construction; b) Total Cost = $5,400,000 STBG; d) EC Score 59 of 100; i) Status Pre 25%
2024	609035	Northern Middlesex	Westford	WESTFORD- REHABILITATION OF BOSTON ROAD	3	CMAQ	$9,249,040	$4,000,000	$3,200,000	$800,000	8.18				Town of Westford	
2024	609035	Northern Middlesex	Westford	WESTFORD- REHABILITATION OF BOSTON ROAD	3	STBG	$9,249,040	$4,967,131	$3,973,705	$993,426	8.18				Town of Westford	
2024	609035	Northern Middlesex	Westford	WESTFORD- REHABILITATION OF BOSTON ROAD	3	TAP	$9,249,040	$281,909	$225,527	$56,382	8.18				Town of Westford	
2024	609052	Old Colony	Brockton	BROCKTON- INTERSECTION IMPROVEMENTS AT CENTRE STREET (ROUTE 123) AND PLYMOUTH STREET	5	STBG	$2,523,420	$2,523,420	$2,018,736	$504,684	44.06					a) Construction; b) Total Project Cost = $2,523,420 w/ $2,523,420 of STBG funding; d) MPO score 44.06
2024	609054	Boston Region	Littleton	LITTLETON- RECONSTRUCTION OF FOSTER STREET	3	CMAQ	$4,146,209	$1,000,000	$800,000	$200,000	38		39.5		Littleton	Construction; CMAQ+TAP+STBG Total Cost = $4,146,209; MPO Evaluation Score = 38; TAP Proponent = Littleton
2024	609054	Boston Region	Littleton	LITTLETON- RECONSTRUCTION OF FOSTER STREET	3	STBG	$4,146,209	$2,646,209	$2,116,967	$529,242	38		39.5		Littleton	Construction; CMAQ+TAP+STBG Total Cost = $4,146,209; MPO Evaluation Score = 38; TAP Proponent = Littleton
2024	609054	Boston Region	Littleton	LITTLETON- RECONSTRUCTION OF FOSTER STREET	3	TAP	$4,146,209	$500,000	$400,000	$100,000	38		39.5		Littleton	Construction; CMAQ+TAP+STBG Total Cost = $4,146,209; MPO Evaluation Score = 38; TAP Proponent = Littleton
2024	609219	Central Mass	Holden	HOLDEN- PAVEMENT REHABILITATION ON MAIN STREET, SHREWSBURY STREET AND DOYLE ROAD, FROM STATE POLICE BARRACKS TO BRATTLE STREET	3	STBG	$11,385,491	$11,385,491	$9,108,393	$2,277,098	17		52		Holden	Construction, Total Project Cost = $11,385,491, Design Status = 25%, YOE = 8%
2024	609252	Boston Region	Lynn	LYNN- REHABILITATION OF ESSEX STREET	4	CMAQ	$18,279,000	$6,000,000	$4,800,000	$1,200,000	66		69		Lynn	Construction; CMAQ+HSIP+STBG Total Cost = $18,279,000; MPO Evaluation Score = 66
2024	609252	Boston Region	Lynn	LYNN- REHABILITATION OF ESSEX STREET	4	HSIP	$18,279,000	$4,000,000	$3,600,000	$400,000	66		69		Lynn	Construction; CMAQ+HSIP+STBG Total Cost = $18,279,000; MPO Evaluation Score = 66
2024	609252	Boston Region	Lynn	LYNN- REHABILITATION OF ESSEX STREET	4	STBG	$18,279,000	$8,279,000	$6,623,200	$1,655,800	66		69		Lynn	Construction; CMAQ+HSIP+STBG Total Cost = $18,279,000; MPO Evaluation Score = 66
2024	609287	Pioneer Valley	Worthington	WORTHINGTON- RECONSTRUCTION & RELATED WORK ON ROUTE 143 (PHASE II), FROM PERU T.L. TO COLD STREET	1	STBG	$11,210,433	$11,210,434	$8,968,347	$2,242,087	41		26.5		Worthington	Construction / (YOE $11,210,434) / 41 TEC / 75% Project Phase I funded in FFY 2019 / STBG

STIP: 2022 - 2026 (D)

Year	MassDOT Project ID	MPO	Municipality	MassDOT Project Description	District	Funding Source	Adjusted TFPC	Total Programmed Funds	Federal Funds	Non-Federal Funds	MPO Project Score	Entity Receiving Transfer	PSAC Score	Earmark Details	Proponent	Other Information
Federal Fiscal Year 2024								$874,409,869	$729,159,607	$145,250,262						
Intersection Improvements								$25,705,070	$20,902,432	$4,802,638						
2024	603739	Boston Region	Wrentham	WRENTHAM- CONSTRUCTION OF ROUTE I-495/ROUTE 1A RAMPS	5	HSIP	$16,187,418	$2,500,000	$2,250,000	$250,000	55		54.5		MassDOT	Construction; HSIP+STBG+TAP Total Cost = $16,187,418; MPO Evaluation Score = 55; TAP Proponent = MassDOT
2024	603739	Boston Region	Wrentham	WRENTHAM- CONSTRUCTION OF ROUTE I-495/ROUTE 1A RAMPS	5	STBG	$16,187,418	$13,187,418	$10,549,934	$2,637,484	55		54.5		MassDOT	Construction; HSIP+STBG+TAP Total Cost = $16,187,418; MPO Evaluation Score = 55; TAP Proponent = MassDOT
2024	603739	Boston Region	Wrentham	WRENTHAM- CONSTRUCTION OF ROUTE I-495/ROUTE 1A RAMPS	5	TAP	$16,187,418	$500,000	$400,000	$100,000	55		54.5		MassDOT	Construction; HSIP+STBG+TAP Total Cost = $16,187,418; MPO Evaluation Score = 55; TAP Proponent = MassDOT
2024	608436	Boston Region		ASHLAND- REHABILITATION AND RAIL CROSSING IMPROVEMENTS ON CHERRY STREET	3	STBG	$1,269,327	$1,269,327	$1,015,462	$253,865	38		23		Ashland	Construction; STBG Total Cost = $1,269,327; MPO Evaluation Score = 38
2024	608563	Southeastern Mass	Swansea	SWANSEA- IMPROVEMENTS ON ROUTE 6 (GRAND ARMY OF THE REPUBLIC HIGHWAY) AT GARDNERS NECK ROAD	5	STBG	$3,829,546	$3,829,546	$3,063,637	$765,909	48				MassDOT	a) Construction; b) Total Cost = $3,829,546 HSIP; d) EC Score 48 of 100; i) Status 25%
2024	608778	Central Mass	Southbridge	SOUTHBRIDGE- INTERSECTION IMPROVEMENTS AT CENTRAL STREET, FOSTER STREET, HOOK STREET AND HAMILTON STREET	3	CMAQ	$4,418,779	$2,000,000	$1,600,000	$400,000	14		62.5		Southbridge	Construction, CMAQ + HSIP + STBG Total Project Cost = $4,418,779, Design Status = 25%, YOE = 8%
2024	608778	Central Mass	Southbridge	SOUTHBRIDGE- INTERSECTION IMPROVEMENTS AT CENTRAL STREET, FOSTER STREET, HOOK STREET AND HAMILTON STREET	3	HSIP	$4,418,779	$883,756	$795,380	$88,376	14		62.5		Southbridge	Construction, CMAQ + HSIP + STBG Total Project Cost = $4,418,779, Design Status = 25%, YOE = 8%
2024	608778	Central Mass	Southbridge	SOUTHBRIDGE- INTERSECTION IMPROVEMENTS AT CENTRAL STREET, FOSTER STREET, HOOK STREET AND HAMILTON STREET	3	STBG	$4,418,779	$1,535,023	$1,228,018	$307,005	14		62.5		Southbridge	Construction, CMAQ + HSIP + STBG Total Project Cost = $4,418,779, Design Status = 25%, YOE = 8%
Bicycle and Pedestrian								$3,248,370	$2,598,696	$649,674						
2024	609211	Boston Region	Peabody	PEABODY- INDEPENDENCE GREENWAY EXTENSION	4	CMAQ	$3,248,370	$1,972,500	$1,578,000	$394,500	34		37		Peabody	Construction; CMAQ+TAP Total Cost = $3,248,370; MPO Evaluation Score = 34; TAP Proponent = Peabody

STIP: 2022 - 2026 (D)

Year	MassDOT Project ID	MPO	Municipality	MassDOT Project Description	District	Funding Source	Adjusted TFPC	Total Programmed Funds	Federal Funds	Non-Federal Funds	MPO Project Score	Entity Receiving Transfer	PSAC Score	Earmark Details	Proponent	Other Information
Federal Fiscal Year 2024								$874,409,869	$729,159,607	$145,250,262						
2024	609211	Boston Region	Peabody	PEABODY- INDEPENDENCE GREENWAY EXTENSION	4	TAP	$3,248,370	$1,275,870	$1,020,696	$255,174	34		37		Peabody	Construction; CMAQ+TAP Total Cost = $3,248,370; MPO Evaluation Score = 34; TAP Proponent = Peabody
Transit Grant Program								$2,000,000	$1,600,000	$400,000						
2024	S12114	Boston Region	Canton	ROYALL STREET SHUTTLE		CMAQ	$534,820	$148,542	$118,834	$29,708	51				Canton	Operations; CMAQ Total Cost = $534,820; MPO Evaluation Score = 51; Project funded through MPO's Community Connections Program.
2024	S12124	Boston Region	Multiple	COMMUNITY CONNECTIONS PROGRAM		CMAQ	$7,522,281	$1,851,458	$1,481,166	$370,292	N/A				Regionwide	Planning, Design, or Construction; Set Aside for LRTP Community Connections Program
Roadway Improvements								$796,810	$637,448	$159,362						
2024	609459	Martha's Vineyard	Tisbury	TISBURY- DRAINAGE IMPROVEMENTS ON STATE HIGHWAY	5	STBG	$1,090,681	$796,810	$637,448	$159,362						AC Years 1-2 (FFY 2024-2025); Total Project Cost: $1,131,077. D5 waiting for Final Report.
ADA Retrofits								$4,131,238	$3,304,990	$826,248						
2024	610647	Southeastern Mass	Wareham	WAREHAM- CORRIDOR IMPROVEMENTS ON ROUTE 6 AT SWIFTS BEACH ROAD	5	STBG	$4,131,238	$4,131,238	$3,304,990	$826,248	47				MassDOT	a) Construction; b) Total Cost = $4,131,238 STBG; d) EC Score 47 of 100; i) Status Pre 25%
Section 1B / Earmark or Discretionary Grant Funded Projects								$51,835,122	$41,468,098	$10,367,024						
Earmark Discretionary								$51,835,122	$41,468,098	$10,367,024						
2024	607977	Boston Region	Multiple	HOPKINTON- WESTBOROUGH- RECONSTRUCTION OF I-90/I-495 INTERCHANGE	3	HIP	$285,366,126	$0	$0	$0						Other FA - SW HIP: $6,784,226 (FY 2022); HIP Boston: $5,176,619 (FY 2022); BUILD Grant: $26,250,000 (FY 2022); HIP BR: $40,000,000 (FY 2023); $111,166,667 WT Funding
2024	607977	Boston Region	Multiple	HOPKINTON- WESTBOROUGH- RECONSTRUCTION OF I-90/I-495 INTERCHANGE	3	HIP-BR	$285,366,126	$25,917,561	$20,734,049	$5,183,512						Other FA - SW HIP: $6,784,226 (FY 2022); HIP Boston: $5,176,619 (FY 2022); BUILD Grant: $26,250,000 (FY 2022); HIP BR: $40,000,000 (FY 2023); $111,166,667 WT Funding

STIP: 2022 - 2026 (D)

Year	MassDOT Project ID	MPO	Municipality	MassDOT Project Description	District	Funding Source	Adjusted TFPC	Total Programmed Funds	Federal Funds	Non-Federal Funds	MPO Project Score	Entity Receiving Transfer	PSAC Score	Earmark Details	Proponent	Other Information
Federal Fiscal Year 2024								$874,409,869	$729,159,607	$145,250,262						
2024	608049	Southeastern Mass	Fall River	FALL RIVER- CORRIDOR IMPROVEMENTS ON ROUTE 79/DAVOL STREET	5	HIP-BR	$97,787,500	$25,917,561	$20,734,049	$5,183,512						AC'd FFY 2022-2026; HIP BR funds FFY 2022 & FFY 2024
Section 2A / State Prioritized Reliability Projects								$297,020,992	$242,009,911	$55,011,081						
Bridge Off-system								$34,851,293	$27,881,034	$6,970,259						
2024	602319	Franklin Region	Northfield	NORTHFIELD- BRIDGE REPLACEMENT, N-22-010, BIRNAM ROAD OVER MILL BROOK	2	STBG-BR-Off	$4,396,776	$4,396,776	$3,517,421	$879,355					MassDOT	
2024	608640	Central Mass	Sutton	SUTTON- BRIDGE RECONSTRUCTION/REHABILITATION, S-33-004, CARRYING DEPOT STREET OVER THE BLACKSTONE RIVER	3	STBG-BR-Off	$3,815,867	$3,815,867	$3,052,694	$763,173					MassDOT	Construction, Total Project Cost = $3,815,867, Design Status = Approved, YOE = 8%
2024	608846	Pioneer Valley	Monson	MONSON- BRIDGE REPLACEMENT, M-27-015, OLD WALES ROAD OVER CONANT BROOK	2	STBG-BR-Off	$2,613,234	$2,613,234	$2,090,587	$522,647					MassDOT	
2024	608849	Franklin Region	Leverett	LEVERETT- BRIDGE REPLACEMENT, L-09-003, MILLERS ROAD OVER ROARING BROOK	2	STBG-BR-Off	$3,191,829	$3,191,829	$2,553,463	$638,366					MassDOT	
2024	608855	Franklin Region	Rowe	ROWE- BRIDGE REPLACEMENT, R-10-008, CYRUS STAGE ROAD OVER POTTER BROOK	1	STBG-BR-Off	$2,013,094	$2,013,094	$1,610,475	$402,619					MassDOT	
2024	608862	Central Mass	Southbridge	SOUTHBRIDGE- BRIDGE REPLACEMENT, S-21-009, MILL STREET OVER MCKINSTRY BROOK & S-21-003, MILL STREET OVER THE QUINEBAUG RIVER	3	STBG-BR-Off	$4,702,938	$4,702,938	$3,762,350	$940,588					MassDOT	Construction, Total Project Cost = $4,702,938, Design Status = Approved, YOE = 8%
2024	609070	Berkshire Region	Alford	ALFORD- BRIDGE REPLACEMENT, A-06-004, WEST ROAD OVER SCRIBNER BROOK	1	STBG-BR-Off	$1,744,416	$1,744,416	$1,395,533	$348,883					MassDOT	
2024	609427	Franklin Region	Montague	MONTAGUE- BRIDGE REPLACEMENT, M-28-026, SOUTH STREET OVER SAWMILL RIVER	2	STBG-BR-Off	$2,821,176	$2,821,176	$2,256,941	$564,235					MassDOT	
2024	609435	Old Colony	Plympton	PLYMPTON- BRIDGE REPLACEMENT, P-14-001 (445), WINNETUXET ROAD OVER WINNETUXET RIVER	5	STBG-BR-Off	$2,141,666	$2,141,666	$1,713,333	$428,333						
2024	609438	Boston Region	Canton	CANTON- BRIDGE REPLACEMENT, C-02-042, REVERE COURT OVER WEST BRANCH OF THE NEPONSET RIVER	6	STBG-BR-Off	$2,617,932	$2,617,932	$2,094,346	$523,586						

STIP: 2022 - 2026 (D)

Year	MassDOT Project ID	MPO	Municipality	MassDOT Project Description	District	Funding Source	Adjusted TFPC	Total Programmed Funds	Federal Funds	Non-Federal Funds	MPO Project Score	Entity Receiving Transfer	PSAC Score	Earmark Details	Proponent	Other Information
Federal Fiscal Year 2024								$874,409,869	$729,159,607	$145,250,262						
2024	609467	Boston Region	Multiple	HAMILTON- BRIDGE REPLACEMENT, H-03-002, WINTHROP STREET OVER IPSWICH RIVER	4	STBG-BR-Off	$3,256,397	$3,256,397	$2,605,118	$651,279						
2024	610779	Pioneer Valley	Hampden	HAMPDEN- BRIDGE MAINTENANCE, H-04-004, ROCKADUNDEE BRIDGE OVER SCANTIC RIVER	2	STBG-BR-Off	$1,535,968	$1,535,968	$1,228,774	$307,194					MassDOT	
Bridge On-system Non-NHS								$8,605,030	$6,884,024	$1,721,006						
2024	608197	Boston Region	Boston	BOSTON- BRIDGE REHABILITATION, B-16-107, CANTERBURY STREET OVER AMTRAK RAILROAD	6	STBG	$4,678,193	$4,678,193	$3,742,554	$935,639						
2024	608522	Boston Region	Middleton	MIDDLETON- BRIDGE REPLACEMENT, M-20-003, ROUTE 62 (MAPLE STREET) OVER IPSWICH RIVER	4	STBG	$3,926,837	$3,926,837	$3,141,470	$785,367						
Non-Interstate Pavement								$63,842,743	$51,074,194	$12,768,549						
2024	606082	Cape Cod	Bourne	BOURNE- MEDIAN INSTALLATION ON ROUTE 6 (SCENIC HIGHWAY)	5	NHPP	$9,004,716	$9,004,716	$7,203,773	$1,800,943	69				MassDOT	
2024	608491	Central Mass	Mendon	MENDON- RESURFACING AND RELATED WORK ON ROUTE 16	3	NHPP	$8,687,174	$8,687,174	$6,949,739	$1,737,435					MassDOT	Construction, Total Project Cost = $8,043,680, Design Status = Approved, YOE = 8%
2024	608814	Central Mass	Multiple	SPENCER- EAST BROOKFIELD- RESURFACING AND RELATED WORK ON ROUTE 9	3	NHPP	$8,488,638	$8,488,638	$6,790,910	$1,697,728					MassDOT	Construction, Total Project Cost = $8,488,638, Design Status = Approved, YOE = 8%
2024	608816	Statewide	Multiple	LOWELL- DRACUT- METHUEN- RESURFACING AND RELATED WORK ON ROUTE 110	4	NHPP	$5,748,624	$5,748,624	$4,598,899	$1,149,725						
2024	609107	Montachusett	Multiple	PHILLIPSTON- TEMPLETON- PAVEMENT PRESERVATION AND RELATED WORK ON ROUTE 2	2	NHPP	$10,477,545	$10,477,544	$8,382,035	$2,095,509					MassDOT	
2024	609398	Franklin Region	Erving	ERVING- RESURFACING AND RELATED WORK ON ROUTE 2	2	NHPP	$7,006,025	$7,006,025	$5,604,820	$1,401,205					MassDOT	
2024	609399	Boston Region	Randolph	RANDOLPH- RESURFACING AND RELATED WORK ON ROUTE 28	6	NHPP	$6,930,814	$6,930,814	$5,544,651	$1,386,163						

STIP: 2022 - 2026 (D)

Year	MassDOT Project ID	MPO	Municipality	MassDOT Project Description	District	Funding Source	Adjusted TFPC	Total Programmed Funds	Federal Funds	Non-Federal Funds	MPO Project Score	Entity Receiving Transfer	PSAC Score	Earmark Details	Proponent	Other Information
Federal Fiscal Year 2024								$874,409,869	$729,159,607	$145,250,262						
2024	610730	Montachusett	Multiple	WESTMINSTER- FITCHBURG- PAVEMENT PRESERVATION AND RELATED WORK ON ROUTE 2	3	NHPP	$7,499,208	$7,499,208	$5,999,366	$1,499,842					MassDOT	
Bridge On-system NHS								$106,276,729	$85,021,383	$21,255,346						
2024	605304	Merrimack Valley	Haverhill	HAVERHILL- BRIDGE REPLACEMENT, H-12-007 & H-12-025, BRIDGE STREET (SR 125) OVER THE MERRIMACK RIVER AND THE ABANDONED B&M RR (PROPOSED BIKEWAY)	4	NHPP	$112,166,208	$17,677,292	$14,141,834	$3,535,458						Project ACd over 2024-2028
2024	606522	Merrimack Valley	Andover	ANDOVER- BRIDGE REHABILITATION, A-09-036, I-495 OVER ST 28 (SB), A-09-037, I-495 OVER B&M AND MBTA, A-09-041, I-495 OVER ST 28 (NB)	4	NHPP	$186,921,000	$18,968,002	$15,174,402	$3,793,600						Project ACd over 2024-2028
2024	606527	Southeastern Mass	New Bedford	NEW BEDFORD- SUPERSTRUCTURE REPLACEMENT, N-06-020, I-195 (EB & WB) RAMP C & F OVER ST 18, COUNTY STREET, STATE STREET, MASS COASTAL RAILROAD, PURCHASE STREET, WELD STREET, INCLUDES REPLACING N-06-046, I-195 (EB) RAMP F OVER WELD STREET	5	NHPP	$125,786,248	$17,325,530	$13,860,424	$3,465,106						
2024	606552	Pioneer Valley	Northampton	NORTHAMPTON– BRIDGE REPLACEMENT, N-19-059, I-91 OVER US ROUTE 5 AND B&MRR, BRIDGE REPLACEMENT, N-19-060, I-91 OVER HOCKANUM ROAD AND IMPROVEMENTS TO I-91/INTERCHANGE 18	2	NHPP	$60,423,296	$0	$0	$0					MassDOT	AC'd over 2020-2024; TFPC: $60,423,296; NHPP + HIP Bridge (2019)
2024	608189	Montachusett	Fitchburg	FITCHBURG- BRIDGE REPLACEMENT AND RELATED WORK, F-04-017, WATER STREET (STATE 2A) OVER BOULDER DRIVE AND PANAM RAILROAD & F-04-018, WATER STREET (ROUTE 12) OVER NORTH NASHUA RIVER	3	NHPP	$21,966,319	$21,966,319	$17,573,055	$4,393,264					MassDOT	
2024	609186	Central Mass	Dudley	DUDLEY- BRIDGE RECONSTRUCTION, D-12-026, STATE ROUTE 131 OVER THE QUINEBAUG RIVER	3	NHPP	$11,736,878	$11,736,878	$9,389,502	$2,347,376					MassDOT	Construction, Total Project Cost = $11,736,878, Design Status = Approved, YOE = 8%

STIP: 2022 - 2026 (D)

Year	MassDOT Project ID	MPO	Municipality	MassDOT Project Description	District	Funding Source	Adjusted TFPC	Total Programmed Funds	Federal Funds	Non-Federal Funds	MPO Project Score	Entity Receiving Transfer	PSAC Score	Earmark Details	Proponent	Other Information
Federal Fiscal Year 2024								$874,409,869	$729,159,607	$145,250,262						
2024	609466	Merrimack Valley	Haverhill	HAVERHILL- BRIDGE REPLACEMENT, H-12-040, I-495 (NB & SB) OVER MERRIMACK RIVER	4	NHPP	$99,783,090	$13,120,616	$10,496,493	$2,624,123						Project ACd over 2024-2027
2024	610782	Boston Region	Multiple	DANVERS-MIDDLETON - BRIDGE REPLACEMENT, D-03-009=M-20-005, ANDOVER STREET (SR 114) OVER IPSWICH RIVER	4	NHPP	$5,482,092	$5,482,092	$4,385,674	$1,096,418						
Interstate Pavement								$24,850,475	$22,365,428	$2,485,048						
2024	612034	Boston Region	Multiple	BURLINGTON- WOBURN- INTERSTATE MAINTENANCE AND RELATED WORK ON I-95	4	NHPP-I	$11,210,075	$11,210,075	$10,089,068	$1,121,008						
2024	612087	Central Mass	Auburn	AUBURN- RESURFACING AND RELATED WORK ON I-290 AND I-395	3	NHPP-I	$6,039,360	$6,039,360	$5,435,424	$603,936					MassDOT	Construction, Total Project Cost = $6,039,360, Design Status = Approved, YOE = 8%
2024	612106	Statewide	Multiple	SPRINGFIELD- CHICOPEE- INTERSTATE MAINTENANCE AND RELATED WORK ON I-91	2	NHPP-I	$7,601,040	$7,601,040	$6,840,936	$760,104						
Safety Improvements								$19,080,699	$17,172,629	$1,908,070						
2024	608053	Southeastern Mass	Mansfield	MANSFIELD- INTERSECTION & SIGNAL IMPROVEMENTS AT SR 140 (COMMERCIAL STREET) & SR 106 (CHAUNCEY STREET)	5	HSIP	$1,619,258	$1,619,258	$1,457,332	$161,926						
2024	608568	Cape Cod	Yarmouth	YARMOUTH- IMPROVEMENTS AT MAIN STREET (ROUTE 28) AT NORTH MAIN STREET AT OLD MAIN STREET	5	HSIP	$2,621,361	$2,596,360	$2,336,724	$259,636	76				MassDOT	RSA conducted;
2024	608572	Southeastern Mass	Multiple	DARTMOUTH TO RAYNHAM- GUIDE AND TRAFFIC SIGN REPLACEMENT ON SECTIONS OF I-195 AND I-495	5	HSIP	$7,895,448	$7,895,448	$7,105,903	$789,545						
2024	609058	Statewide		PEABODY TO GLOUCESTER- GUIDE AND TRAFFIC SIGN REPLACEMENT ON ROUTE 128	4	HSIP	$1,835,676	$1,835,676	$1,652,108	$183,568						
2024	609062	Statewide	Multiple	WORCESTER- LEOMINSTER- GUIDE AND TRAFFIC SIGN REPLACEMENT ON INTERSTATE 190	3	HSIP	$5,133,957	$5,133,957	$4,620,561	$513,396						
Roadway Improvements								$1,181,263	$945,010	$236,253						

STIP: 2022 - 2026 (D)

Year	MassDOT Project ID	MPO	Municipality	MassDOT Project Description	District	Funding Source	Adjusted TFPC	Total Programmed Funds	Federal Funds	Non-Federal Funds	MPO Project Score	Entity Receiving Transfer	PSAC Score	Earmark Details	Proponent	Other Information
Federal Fiscal Year 2024								$874,409,869	$729,159,607	$145,250,262						
2024	610802	Southeastern Mass	Somerset	SOMERSET- STORMWATER IMPROVEMENTS ALONG ROUTE 6, ROUTE 138, AND ROUTE 103 FOR TAUNTON RIVER	5	STBG	$1,181,263	$1,181,263	$945,010	$236,253						
Bridge Systematic Maintenance								$9,813,041	$7,850,433	$1,962,608						
2024	609432	Statewide		DISTRICT 1- SYSTEMATIC BRIDGE PRESERVATION	1	NHPP	$486,186	$486,186	$388,949	$97,237						
2024	609436	Statewide		DISTRICT 5- SYSTEMATIC BRIDGE PRESERVATION ALONG THE ROUTE 6 CORRIDOR	5	NHPP	$1,437,221	$1,437,221	$1,149,777	$287,444						
2024	609439	Statewide	Weymouth	WEYMOUTH- STEEL SUPERSTRUCTURE CLEANING (FULL REMOVAL) & PAINTING OF W-32-023 AND W-32-022	6	NHPP	$2,628,634	$2,628,634	$2,102,907	$525,727						
2024	612055	Statewide		DISTRICT 2- SYSTEMATIC BRIDGE MAINTENANCE AT VARIOUS LOCATIONS	2	NHPP	$1,786,600	$1,786,600	$1,429,280	$357,320						
2024	612057	Statewide		DISTRICT 3- SYSTEMATIC BRIDGE MAINTENANCE AT VARIOUS LOCATIONS	3	NHPP	$1,490,700	$1,490,700	$1,192,560	$298,140						
2024	612059	Statewide		DISTRICT 4- SYSTEMATIC BRIDGE PRESERVATION	4	NHPP	$1,983,700	$1,983,700	$1,586,960	$396,740						
Bridge Inspections								$28,519,719	$22,815,775	$5,703,944						
2024	S12014	Statewide		2024 Bridge Inspection & Data Control		STBG-BR-Off	$26,691,069	$8,007,321	$6,405,857	$1,601,464						
2024	S12014	Statewide		2024 Bridge Inspection & Data Control		NHPP	$26,691,069	$20,512,398	$16,409,918	$4,102,480						
Section 2B / State Prioritized Modernization Projects								$92,924,589	$79,527,290	$13,397,299						
Intersection Improvements								$16,265,960	$14,639,364	$1,626,596						
2024	607764	Central Mass	Shrewsbury	SHREWSBURY- INTERSECTION & SIGNAL IMPROVEMENT AT US 20 (HARTFORD TURNPIKE) AT GRAFTON STREET	3	HSIP	$5,143,434	$5,143,434	$4,629,091	$514,343			53.5		MassDOT	Construction, Total Project Cost = $5,143,434, Design Status = 25%, YOE = 8%
2024	608564	Statewide	Watertown	WATERTOWN- INTERSECTION IMPROVEMENTS AT ROUTE 16 AND GALEN STREET	6	HSIP	$3,198,701	$3,198,701	$2,878,831	$319,870						

STIP: 2022 - 2026 (D)

Federal Fiscal Year 2024								$874,409,869	$729,159,607	$145,250,262						
2024	608568	Cape Cod	Yarmouth	YARMOUTH- IMPROVEMENTS AT MAIN STREET (ROUTE 28) AT NORTH MAIN STREET AT OLD MAIN STREET	5	HSIP	$2,621,361	$25,001	$22,501	$2,500	76				MassDOT	RSA conducted;
2024	608754	Berkshire Region	Dalton	DALTON- INTERSECTION IMPROVEMENTS AT ROUTES 8 & 9 (MAIN ST) AT SOUTH ST & WEST HOUSATONIC ST	1	HSIP	$2,052,351	$2,052,351	$1,847,116	$205,235					MassDOT	
2024	609254	Boston Region	Lynn	LYNN- INTERSECTION IMPROVEMENTS AT TWO INTERSECTIONS ON BROADWAY	4	HSIP	$5,846,473	$5,846,473	$5,261,826	$584,647						
Roadway Reconstruction								$67,737,046	$57,750,660	$9,986,386						
2024	602659	Central Mass	Multiple	CHARLTON- OXFORD- RECONSTRUCTION ON ROUTE 20, FROM RICHARDSON'S CORNER EASTERLY TO ROUTE 12, INCLUDES REHAB OF C-06-023 & REPLACEMENT OF O-06-002	3	NHPP	$71,344,050	$15,000,000	$12,000,000	$3,000,000	22		50.3		MassDOT	Construction, Total Project Cost = $71,344,050, Project is AC'd between 2022 and 2026, Design Status = 25%
2024	607977	Boston Region	Multiple	HOPKINTON- WESTBOROUGH- RECONSTRUCTION OF I-90/I-495 INTERCHANGE	3	NFP-I	$285,366,126	$33,610,230	$30,249,207	$3,361,023						Other FA - SW HIP: $6,784,226 (FY 2022); HIP Boston: $5,176,619 (FY 2022); BUILD Grant: $26,250,000 (FY 2022); HIP BR: $40,000,000 (FY 2023); $111,166,667 WT Funding
2024	608049	Southeastern Mass	Fall River	FALL RIVER- CORRIDOR IMPROVEMENTS ON ROUTE 79/DAVOL STREET	5	STBG	$97,787,500	$13,000,000	$10,400,000	$2,600,000						AC'd FFY 2022-2026; HIP BR funds FFY 2022 & FFY 2024
2024	608049	Southeastern Mass	Fall River	FALL RIVER- CORRIDOR IMPROVEMENTS ON ROUTE 79/DAVOL STREET	5	NHPP-I	$97,787,500	$2,000,000	$1,800,000	$200,000						AC'd FFY 2022-2026; HIP BR funds FFY 2022 & FFY 2024
2024	609528	Central Mass	Grafton	GRAFTON- MILLBURY STREET IMPROVEMENTS (SRTS)	3	TAP	$1,006,429	$1,006,429	$805,143	$201,286					Town of Grafton	Construction, Total Project Cost = $1,006,429, Design Status = Approved, YOE = 8%
2024	609531	Boston Region	Arlington	ARLINGTON- STRATTON SCHOOL IMPROVEMENTS (SRTS)	4	TAP	$1,072,752	$1,072,752	$858,202	$214,550			23.5		Town of Arlington	
2024	610537	Boston Region	Boston	BOSTON- ELLIS ELEMENTARY TRAFFIC CALMING (SRTS)	6	TAP	$1,047,621	$1,047,620	$838,096	$209,524			40		City of Boston	
2024	610670	Cape Cod	Harwich	HARWICH- HARWICH ELEMENTARY SCHOOL (SRTS)	5	TAP	$1,000,015	$1,000,015	$800,012	$200,003	67				Town of Harwich	TAP
Intelligent Transportation Systems								$8,921,583	$7,137,266	$1,784,317						
2024	609380	Statewide		STATEWIDE- INTELLIGENT TRANSPORTATION SYSTEMS (PLACEHOLDER 2024)		NHPP	$9,635,310	$8,921,583	$7,137,266	$1,784,317						

STIP: 2022 - 2026 (D)

Year	MassDOT Project ID	MPO	Municipality	MassDOT Project Description	District	Funding Source	Adjusted TFPC	Total Programmed Funds	Federal Funds	Non-Federal Funds	MPO Project Score	Entity Receiving Transfer	PSAC Score	Earmark Details	Proponent	Other Information
Federal Fiscal Year 2024								$874,409,869	$729,159,607	$145,250,262						
Section 2C / State Prioritized Expansion Projects								$32,645,542	$26,116,434	$6,529,108						
Bicycle and Pedestrian								$32,645,542	$26,116,434	$6,529,108						
2024	608227	Northern Middlesex	Billerica	BILLERICA- YANKEE DOODLE BIKE PATH CONSTRUCTION (PHASE I)	4	CMAQ	$9,942,893	$9,942,893	$7,954,314	$1,988,579	12.00				Town of Billerica	
2024	608930	Merrimack Valley	Lawrence	LAWRENCE- LAWRENCE MANCHESTER RAIL CORRIDOR (LMRC) RAIL TRAIL	4	CMAQ	$21,416,304	$9,926,566	$7,941,253	$1,985,313	11.25					a) Construction; b) $21,416,304 CMAQ (inflated 4% from 2022 cost); c) AC Year 1-2 FFY 2023-2024: d) TEC = 11.25 out of 18.
2024	609289	Berkshire Region	Pittsfield	PITTSFIELD- ASHUWILLTICOOK BIKE TRAIL EXTENSION, CRANE AVENUE TO MERRILL ROAD	1	STBG	$1,433,047	$1,433,047	$1,146,438	$286,609	4 of 8		25		City of Pittsfield	
2024	609411	Montachusett	Multiple	FITCHBURG- LEOMINSTER- TWIN CITIES RAIL TRAIL CONSTRUCTION (PHASE II)	3	CMAQ	$11,343,036	$11,343,036	$9,074,429	$2,268,607					Cities of Fitchburg and Leominster	
Section 3 / Planning/Adjustments/Pass-throughs								$154,786,655	$142,752,471	$12,034,184						
Award Adjustments, Change Orders, etc.								$15,321,920	$12,383,683	$2,938,237						
2024	S12140	Statewide		Awards, Adjustments, Change Orders, etc. (FFY 2024)		STBG-BR-Off	$15,321,920	$810,944	$648,755	$162,189						
2024	S12140	Statewide		Awards, Adjustments, Change Orders, etc. (FFY 2024)		CMAQ	$15,321,920	$608,208	$486,566	$121,642						
2024	S12140	Statewide		Awards, Adjustments, Change Orders, etc. (FFY 2024)		HSIP	$15,321,920	$1,261,469	$1,135,322	$126,147						
2024	S12140	Statewide		Awards, Adjustments, Change Orders, etc. (FFY 2024)		NHPP	$15,321,920	$10,208,466	$8,166,773	$2,041,693						
2024	S12140	Statewide		Awards, Adjustments, Change Orders, etc. (FFY 2024)		STBG	$15,321,920	$2,230,097	$1,784,078	$446,019						
2024	S12140	Statewide		Awards, Adjustments, Change Orders, etc. (FFY 2024)		TAP	$15,321,920	$202,736	$162,189	$40,547						
ABP GANS Repayment								$93,985,000	$93,985,000	$0						

STIP: 2022 - 2026 (D)

Year	MassDOT Project ID	MPO	Municipality	MassDOT Project Description	District	Funding Source	Adjusted TFPC	Total Programmed Funds	Federal Funds	Non-Federal Funds	MPO Project Score	Entity Receiving Transfer	PSAC Score	Earmark Details	Proponent	Other Information
Federal Fiscal Year 2024								$874,409,869	$729,159,607	$145,250,262						
2024	S12145	Statewide		ABP GANS (FFY 2024)		NHPP-G	$93,985,000	$93,985,000	$93,985,000	$0						
Metropolitan Planning								$12,511,095	$10,008,876	$2,502,219						
2024	S12150	Statewide		Metropolitan Planning (FFY 2025 UPWPs) - PL & SPR		PL	$12,511,095	$12,511,095	$10,008,876	$2,502,219						
State Planning & Research								$25,538,819	$20,431,055	$5,107,764						
2024	S12155	Statewide		SPR Work Program (FFY 2025)		PL	$25,538,819	$25,538,819	$20,431,055	$5,107,764						
Recreational Trails								$1,483,411	$1,186,729	$296,682						
2024	S12161	Statewide		RECREATIONAL TRAILS PROGRAM (FFY 2024)		REC	$1,483,411	$1,483,411	$1,186,729	$296,682						
Railroad Grade Crossings								$2,222,222	$1,777,778	$444,444						
2024	S12166	Statewide		RAIL ROAD CROSSINGS (FFY 2024)		RRHE	$2,222,222	$1,111,111	$888,889	$222,222						
2024	S12166	Statewide		RAIL ROAD CROSSINGS (FFY 2024)		RRPD	$2,222,222	$1,111,111	$888,889	$222,222						
SRTS Education								$1,873,245	$1,498,596	$374,649						
2024	S12171	Statewide		SRTS EDUCATION (FFY 2024)		TAP	$1,873,245	$1,873,245	$1,498,596	$374,649						
Transit Grant Program								$1,850,943	$1,480,754	$370,189						
2024	S12176	Statewide		TRANSIT GRANT PROGRAM (FFY 2024)		CMAQ	$1,850,943	$1,850,943	$1,480,754	$370,189						

STIP: 2022 - 2026 (D)

Year	MassDOT Project ID	MPO	Municipality	MassDOT Project Description	District	Funding Source	Adjusted TFPC	Total Programmed Funds	Federal Funds	Non-Federal Funds	MPO Project Score	Entity Receiving Transfer	PSAC Score	Earmark Details	Proponent	Other Information
Federal Fiscal Year 2025								$833,734,298	$703,490,372	$130,243,926						
Section 1A / Regionally Prioritized Projects								$238,296,199	$191,312,932	$46,983,267						
Roadway Reconstruction								$185,010,400	$148,521,120	$36,489,280						
2025	602659	Central Mass	Multiple	CHARLTON- OXFORD- RECONSTRUCTION ON ROUTE 20, FROM RICHARDSON'S CORNER EASTERLY TO ROUTE 12, INCLUDES REHAB OF C-06-023 & REPLACEMENT OF O-06-002	3	CMAQ	$71,344,050	$2,776,050	$2,220,840	$555,210	22		50.3		MassDOT	Construction, Total Project Cost = $71,344,050, Project is AC'd between 2022 and 2026, Design Status = 25%
2025	602659	Central Mass	Multiple	CHARLTON- OXFORD- RECONSTRUCTION ON ROUTE 20, FROM RICHARDSON'S CORNER EASTERLY TO ROUTE 12, INCLUDES REHAB OF C-06-023 & REPLACEMENT OF O-06-002	3	STBG	$71,344,050	$0	$0	$0	22		50.3		MassDOT	Construction, Total Project Cost = $71,344,050, Project is AC'd between 2022 and 2026, Design Status = 25%
2025	604499	Montachusett	Leominster	LEOMINSTER- RECONSTRUCTION/ REHABILITATION ON ROUTE 12 (CENTRAL STREET), INCLUDING REHABILITATION OF L-08-022	3	HSIP	$14,345,666	$128,000	$115,200	$12,800	38		55.5		MassDOT	Project is advance constructed over three years (FFY 2024-2026).
2025	604499	Montachusett	Leominster	LEOMINSTER- RECONSTRUCTION/ REHABILITATION ON ROUTE 12 (CENTRAL STREET), INCLUDING REHABILITATION OF L-08-022	3	STBG	$14,345,666	$1,456,000	$1,164,800	$291,200	38		55.5		MassDOT	Project is advance constructed over three years (FFY 2024-2026).
2025	604499	Montachusett	Leominster	LEOMINSTER- RECONSTRUCTION/ REHABILITATION ON ROUTE 12 (CENTRAL STREET), INCLUDING REHABILITATION OF L-08-022	3	TAP	$14,345,666	$16,000	$12,800	$3,200	38		55.5		MassDOT	Project is advance constructed over three years (FFY 2024-2026).
2025	605168	Boston Region	Hingham	HINGHAM- IMPROVEMENTS ON ROUTE 3A FROM OTIS STREET/COLE ROAD INCLUDING SUMMER STREET AND ROTARY; ROCKLAND STREET TO GEORGE WASHINGTON BOULEVARD.	5	STBG	$15,474,200	$13,974,200	$11,179,360	$2,794,840	55		52.5		Hingham	Construction; TAP+STBG Total Cost = $15,474,200; MPO Evaluation Score = 55; TAP Proponent = Hingham
2025	605168	Boston Region	Hingham	HINGHAM- IMPROVEMENTS ON ROUTE 3A FROM OTIS STREET/COLE ROAD INCLUDING SUMMER STREET AND ROTARY; ROCKLAND STREET TO GEORGE WASHINGTON BOULEVARD.	5	TAP	$15,474,200	$1,500,000	$1,200,000	$300,000	55		52.5		Hingham	Construction; TAP+STBG Total Cost = $15,474,200; MPO Evaluation Score = 55; TAP Proponent = Hingham

STIP: 2022 - 2026 (D)

Year	MassDOT Project ID	MPO	Municipality	MassDOT Project Description	District	Funding Source	Adjusted TFPC	Total Programmed Funds	Federal Funds	Non-Federal Funds	MPO Project Score	Entity Receiving Transfer	PSAC Score	Earmark Details	Proponent	Other Information
Federal Fiscal Year 2025								$833,734,298	$703,490,372	$130,243,926						
2025	605966	Northern Middlesex	Lowell	LOWELL- RECONSTRUCTION & RELATED WORK ON VFW HIGHWAY	4	STBG	$8,676,332	$8,394,423	$6,715,538	$1,678,885	5.75				MassDOT	
2025	605966	Northern Middlesex	Lowell	LOWELL- RECONSTRUCTION & RELATED WORK ON VFW HIGHWAY	4	TAP	$8,676,332	$281,909	$225,527	$56,382	5.75				MassDOT	
2025	605983	Franklin Region	Whately	WHATELY- REHABILITATION OF HAYDENVILLE ROAD, FROM CONWAY ROAD TO THE WILLIAMSBURG T.L. (1.7 MILES)	2	STBG	$9,994,983	$6,375,531	$5,100,425	$1,275,106	7.3		25.5		MassDOT	Project is AC'd between FFY 2025 ($6,375,531) and FFY 2026 ($3,619,452).
2025	606226	Boston Region	Boston	BOSTON- RECONSTRUCTION OF RUTHERFORD AVENUE, FROM CITY SQUARE TO SULLIVAN SQUARE	6	NHPP	$183,633,774	$12,000,000	$9,600,000	$2,400,000	59		51		Boston	Construction; NHPP+STBG+TAP Total Cost = $183,633,774; AC schedule over 5 years (2023-2027); Total funding in this TIP = $125,744,000; $25,000,000 in anticipated funding provided by City of Boston; MPO Evaluation Score = 59; TAP Proponent = Boston
2025	606226	Boston Region	Boston	BOSTON- RECONSTRUCTION OF RUTHERFORD AVENUE, FROM CITY SQUARE TO SULLIVAN SQUARE	6	STBG	$183,633,774	$18,055,959	$14,444,767	$3,611,192	59		51		Boston	Construction; NHPP+STBG+TAP Total Cost = $183,633,774; AC schedule over 5 years (2023-2027); Total funding in this TIP = $125,744,000; $25,000,000 in anticipated funding provided by City of Boston; MPO Evaluation Score = 59; TAP Proponent = Boston
2025	606226	Boston Region	Boston	BOSTON- RECONSTRUCTION OF RUTHERFORD AVENUE, FROM CITY SQUARE TO SULLIVAN SQUARE	6	TAP	$183,633,774	$2,000,000	$1,600,000	$400,000	59		51		Boston	Construction; NHPP+STBG+TAP Total Cost = $183,633,774; AC schedule over 5 years (2023-2027); Total funding in this TIP = $125,744,000; $25,000,000 in anticipated funding provided by City of Boston; MPO Evaluation Score = 59; TAP Proponent = Boston
2025	606715	Southeastern Mass	Lakeville	LAKEVILLE- RECONSTRUCTION AND RELATED WORK ON RHODE ISLAND ROAD (ROUTE 79), FROM THE TAUNTON CITY LINE TO CLEAR POND ROAD	5	CMAQ	$13,905,267	$4,032,527	$3,226,022	$806,505	52				Lakeville	a) Construction; b) Total Cost = $13,905,267 - STBG; d) EC Score 52 of 100; i) Status Pre 25%

STIP: 2022 - 2026 (D)

Year	MassDOT Project ID	MPO	Municipality	MassDOT Project Description	District	Funding Source	Adjusted TFPC	Total Programmed Funds	Federal Funds	Non-Federal Funds	MPO Project Score	Entity Receiving Transfer	PSAC Score	Earmark Details	Proponent	Other Information
Federal Fiscal Year 2025								$833,734,298	$703,490,372	$130,243,926						
2025	606715	Southeastern Mass	Lakeville	LAKEVILLE- RECONSTRUCTION AND RELATED WORK ON RHODE ISLAND ROAD (ROUTE 79), FROM THE TAUNTON CITY LINE TO CLEAR POND ROAD	5	STBG	$13,905,267	$9,872,740	$7,898,192	$1,974,548	52				Lakeville	a) Construction; b) Total Cost = $13,905,267 - STBG; d) EC Score 52 of 100; i) Status Pre 25%
2025	608051	Boston Region	Wilmington	WILMINGTON- RECONSTRUCTION ON ROUTE 38 (MAIN STREET), FROM ROUTE 62 TO THE WOBURN C.L.	4	CMAQ	$25,473,225	$6,000,000	$4,800,000	$1,200,000	59		64		MassDOT	Construction; CMAQ+HSIP+STBG Total Cost = $25,473,225; Project has 2-year AC schedule (2025-26); MPO Evaluation Score = 59
2025	608051	Boston Region	Wilmington	WILMINGTON- RECONSTRUCTION ON ROUTE 38 (MAIN STREET), FROM ROUTE 62 TO THE WOBURN C.L.	4	HSIP	$25,473,225	$1,000,000	$900,000	$100,000	59		64		MassDOT	Construction; CMAQ+HSIP+STBG Total Cost = $25,473,225; Project has 2-year AC schedule (2025-26); MPO Evaluation Score = 59
2025	608051	Boston Region	Wilmington	WILMINGTON- RECONSTRUCTION ON ROUTE 38 (MAIN STREET), FROM ROUTE 62 TO THE WOBURN C.L.	4	STBG	$25,473,225	$2,000,000	$1,600,000	$400,000	59		64		MassDOT	Construction; CMAQ+HSIP+STBG Total Cost = $25,473,225; Project has 2-year AC schedule (2025-26); MPO Evaluation Score = 59
2025	608095	Merrimack Valley	North Andover	NORTH ANDOVER- CORRIDOR IMPROVEMENTS ON ROUTE 114, BETWEEN ROUTE 125 (ANDOVER STREET) & STOP & SHOP DRIVEWAY	4	STBG	$35,394,776	$11,119,839	$8,895,871	$2,223,968	12.12					a) Construction; b) $35,394,776 STBG (inflated 8% from 2022 cost) = FFY 2024 ($) + FFY 2025 ($) + FFY 2026 ($)+ beyond; c) AC years 1-4 FFY 2024-2027; d) TEC = 12.12 out of 18.
2025	608727	Pioneer Valley	Holland	HOLLAND- RESURFACING & RELATED WORK ON BRIMFIELD ROAD, FROM WALES ROAD TO STURBRIDGE STREET (0.9 MILES - PHASE II)	2	STBG	$1,177,653	$1,177,653	$942,122	$235,531	27.5				Holland	Construction (YOE $1,177,653) 27.5 TEC / Pre 25% / STBG
2025	608744	Cape Cod	Provincetown	PROVINCETOWN- CORRIDOR IMPROVEMENTS AND RELATED WORK ON SHANK PAINTER ROAD, FROM ROUTE 6 TO BRADFORD STREET	5	CMAQ	$12,978,342	$1,146,285	$917,028	$229,257	79				Provincetown	AC over 2024-2025; CMAQ analysis completed October 2020;
2025	608744	Cape Cod	Provincetown	PROVINCETOWN- CORRIDOR IMPROVEMENTS AND RELATED WORK ON SHANK PAINTER ROAD, FROM ROUTE 6 TO BRADFORD STREET	5	STBG	$12,978,342	$8,162,229	$6,529,783	$1,632,446	79				Provincetown	AC over 2024-2025; CMAQ analysis completed October 2020;

STIP: 2022 - 2026 (D)

Year	MassDOT Project ID	MPO	Municipality	MassDOT Project Description	District	Funding Source	Adjusted TFPC	Total Programmed Funds	Federal Funds	Non-Federal Funds	MPO Project Score	Entity Receiving Transfer	PSAC Score	Earmark Details	Proponent	Other Information
Federal Fiscal Year 2025								$833,734,298	$703,490,372	$130,243,926						
2025	608881	Pioneer Valley	Longmeadow	LONGMEADOW- SPRINGFIELD- RESURFACING AND INTERSECTION IMPROVEMENTS ON LONGMEADOW STREET (ROUTE 5) AND CONVERSE STREET (0.84 MILES)	2	STBG	$6,754,438	$6,754,438	$5,403,550	$1,350,888	59		57.5		Longmeadow	Construction (YOE $6,754,438 / 59 TEC / 25% / STBG
2025	609049	Central Mass	West Brookfield	WEST BROOKFIELD- RESURFACING & RELATED WORK ON ROUTE 9, FROM 850' WEST OF WELCOME ROAD TO PIERCE ROAD (1 MILE - PHASE II)	2	STBG	$6,339,525	$6,339,525	$5,071,620	$1,267,905	11		47		West Brookfield	Construction, Total Project Cost = $6,339,525, Design Status = 25%, YOE = 12%
2025	609244	Montachusett	Ashburnham	ASHBURNHAM- ROADWAY REHABILITATION ON ROUTE 101 SOUTH	3	STBG	$9,583,187	$9,583,187	$7,666,550	$1,916,637	25		37.5		Town of Ashburnham	
2025	609257	Boston Region	Everett	EVERETT- RECONSTRUCTION OF BEACHAM STREET	4	HSIP	$10,545,024	$1,000,000	$900,000	$100,000	54		53.5		Everett	Construction; HSIP+TAP+STBG Total Cost = $10,545,024; MPO Evaluation Score = 54; TAP Proponent = Everett
2025	609257	Boston Region	Everett	EVERETT- RECONSTRUCTION OF BEACHAM STREET	4	STBG	$10,545,024	$8,045,024	$6,436,019	$1,609,005	54		53.5		Everett	Construction; HSIP+TAP+STBG Total Cost = $10,545,024; MPO Evaluation Score = 54; TAP Proponent = Everett
2025	609257	Boston Region	Everett	EVERETT- RECONSTRUCTION OF BEACHAM STREET	4	TAP	$10,545,024	$1,500,000	$1,200,000	$300,000	54		53.5		Everett	Construction; HSIP+TAP+STBG Total Cost = $10,545,024; MPO Evaluation Score = 54; TAP Proponent = Everett
2025	609277	Berkshire Region	North Adams	NORTH ADAMS- RECONSTRUCTION OF ASHLAND STREET	1	STBG	$8,153,760	$8,153,760	$6,523,008	$1,630,752	4 of 8				City of North Adams	Total Project Cost = $8,153,760; YOE = 12%
2025	609286	Pioneer Valley	Northampton	NORTHAMPTON- DOWNTOWN COMPLETE STREETS CORRIDOR AND INTERSECTION IMPROVEMENTS ON MAIN STREET (ROUTE 9)	2	STBG	$16,059,521	$16,059,521	$12,847,617	$3,211,904	80		71.5		Northampton	Construction (YOE $16,059,520) 80 TEC / Pre 25% / STBG
2025	610662	Boston Region	Woburn	WOBURN- ROADWAY AND INTERSECTION IMPROVEMENTS AT WOBURN COMMON, ROUTE 38 (MAIN STREET), WINN STREET, PLEASANT STREET AND MONTVALE AVENUE	4	HSIP	$16,105,600	$3,000,000	$2,700,000	$300,000	75		53.5		Woburn	Construction; HSIP+STBG Total Cost = $16,105,600; MPO Evaluation Score = 75
2025	610662	Boston Region	Woburn	WOBURN- ROADWAY AND INTERSECTION IMPROVEMENTS AT WOBURN COMMON, ROUTE 38 (MAIN STREET), WINN STREET, PLEASANT STREET AND MONTVALE AVENUE	4	STBG	$16,105,600	$13,105,600	$10,484,480	$2,621,120	75		53.5		Woburn	Construction; HSIP+STBG Total Cost = $16,105,600; MPO Evaluation Score = 75

STIP: 2022 - 2026 (D)

Year	MassDOT Project ID	MPO	Municipality	MassDOT Project Description	District	Funding Source	Adjusted TFPC	Total Programmed Funds	Federal Funds	Non-Federal Funds	MPO Project Score	Entity Receiving Transfer	PSAC Score	Earmark Details	Proponent	Other Information
Federal Fiscal Year 2025								$833,734,298	$703,490,372	$130,243,926						
Intersection Improvements								$30,634,824	$24,671,032	$5,963,792						
2025	605857	Boston Region	Norwood	NORWOOD- INTERSECTION IMPROVEMENTS @ ROUTE 1 & UNIVERSITY AVENUE/EVERETT STREET	5	CMAQ	$25,757,791	$3,000,000	$2,400,000	$600,000	55		59		Norwood	Construction; HSIP+CMAQ+STBG+NHPP Total Cost = $25,757,791; 2-year AC schedule (2025-26); MPO Evaluation Score = 55
2025	605857	Boston Region	Norwood	NORWOOD- INTERSECTION IMPROVEMENTS @ ROUTE 1 & UNIVERSITY AVENUE/EVERETT STREET	5	HSIP	$25,757,791	$631,724	$568,552	$63,172	55		59		Norwood	Construction; HSIP+CMAQ+STBG+NHPP Total Cost = $25,757,791; 2-year AC schedule (2025-26); MPO Evaluation Score = 55
2025	605857	Boston Region	Norwood	NORWOOD- INTERSECTION IMPROVEMENTS @ ROUTE 1 & UNIVERSITY AVENUE/EVERETT STREET	5	NHPP	$25,757,791	$2,873,029	$2,298,423	$574,606	55		59		Norwood	Construction; HSIP+CMAQ+STBG+NHPP Total Cost = $25,757,791; 2-year AC schedule (2025-26); MPO Evaluation Score = 55
2025	605857	Boston Region	Norwood	NORWOOD- INTERSECTION IMPROVEMENTS @ ROUTE 1 & UNIVERSITY AVENUE/EVERETT STREET	5	STBG	$25,757,791	$2,495,247	$1,996,198	$499,049	55		59		Norwood	Construction; HSIP+CMAQ+STBG+NHPP Total Cost = $25,757,791; 2-year AC schedule (2025-26); MPO Evaluation Score = 55
2025	607818	Old Colony	Brockton	BROCKTON- INTERSECTION IMPROVEMENTS AT LYMAN STREET/GROVE STREET/SUMMER STREET & REPLACEMENT OF GROVE STREET BRIDGE, B-25-005, OVER SALISBURY PLAIN RIVER	5	CMAQ	$4,704,000	$1,139,886	$911,909	$227,977	50.39					a) Construction; b) Total Project Cost = $4,704,000 w/ $3,219,306 of STBG funding, $1,139,886 of CMAQ funding, and $344,808 of TAP funding; d) MPO score 50.39
2025	607818	Old Colony	Brockton	BROCKTON- INTERSECTION IMPROVEMENTS AT LYMAN STREET/GROVE STREET/SUMMER STREET & REPLACEMENT OF GROVE STREET BRIDGE, B-25-005, OVER SALISBURY PLAIN RIVER	5	STBG	$4,704,000	$3,219,306	$2,575,445	$643,861	50.39					a) Construction; b) Total Project Cost = $4,704,000 w/ $3,219,306 of STBG funding, $1,139,886 of CMAQ funding, and $344,808 of TAP funding; d) MPO score 50.39
2025	607818	Old Colony	Brockton	BROCKTON- INTERSECTION IMPROVEMENTS AT LYMAN STREET/GROVE STREET/SUMMER STREET & REPLACEMENT OF GROVE STREET BRIDGE, B-25-005, OVER SALISBURY PLAIN RIVER	5	TAP	$4,704,000	$344,808	$275,846	$68,962	50.39					a) Construction; b) Total Project Cost = $4,704,000 w/ $3,219,306 of STBG funding, $1,139,886 of CMAQ funding, and $344,808 of TAP funding; d) MPO score 50.39

STIP: 2022 - 2026 (D)

Year	MassDOT Project ID	MPO	Municipality	MassDOT Project Description	District	Funding Source	Adjusted TFPC	Total Programmed Funds	Federal Funds	Non-Federal Funds	MPO Project Score	Entity Receiving Transfer	PSAC Score	Earmark Details	Proponent	Other Information
Federal Fiscal Year 2025								$833,734,298	$703,490,372	$130,243,926						
2025	608067	Boston Region	Woburn	WOBURN- INTERSECTION RECONSTRUCTION AT ROUTE 3 (CAMBRIDGE ROAD) & BEDFORD ROAD AND SOUTH BEDFORD STREET	4	CMAQ	$1,612,800	$1,612,800	$1,290,240	$322,560	52		58		Woburn	Construction; CMAQ Total Cost = $1,612,800; MPO Evaluation Score = 52
2025	608195	Old Colony	Easton	EASTON- CORRIDOR IMPROVEMENTS ON ROUTE 138 INCLUDING INTERSECTION IMPROVEMENTS AT ROUTE 138 (WASHINGTON STREET) AND ELM STREET	5	STBG	$5,754,468	$5,754,468	$4,603,574	$1,150,894	42.89					a) Construction; b) Total Project Cost = $5,754,468 w/ $5,754,468 of STBG funding; d) MPO score 42.89
2025	608433	Central Mass	Webster	WEBSTER- INTERSECTION IMPROVEMENTS AT I-395 RAMPS (EXIT 2) AT ROUTE 16 (EAST MAIN STREET) AND SUTTON ROAD	3	STBG	$7,874,909	$2,753,956	$2,203,165	$550,791	17		63		MassDOT	Construction, Total Project Cost = $7,874,909, Design Status = 25%, YOE = 12%
2025	608961	Central Mass	Worcester	WORCESTER- INTERSECTION IMPROVEMENTS ON CHANDLER STREET AND MAY STREET	3	HSIP	$6,809,600	$1,000,000	$900,000	$100,000	13		30		Worcester	Construction, HSIP + STBG Total Project Cost = $6,809,600, Design Status = Approved, YOE = 12%
2025	608961	Central Mass	Worcester	WORCESTER- INTERSECTION IMPROVEMENTS ON CHANDLER STREET AND MAY STREET	3	STBG	$6,809,600	$5,809,600	$4,647,680	$1,161,920	13		30		Worcester	Construction, HSIP + STBG Total Project Cost = $6,809,600, Design Status = Approved, YOE = 12%
Bicycle and Pedestrian								$13,713,508	$10,970,806	$2,742,702						
2025	607825	Southeastern Mass	Wareham	WAREHAM- SHARED USE PATH CONSTRUCTION ADJACENT TO NARROWS ROAD AND MINOT AVENUE	5	CMAQ	$7,144,708	$7,144,708	$5,715,766	$1,428,942	43				Wareham	a) Construction; b) Total Cost = $7,144,708 - CMAQ d) EC Score 43 of 100; h) Project Proponent - Wareham; i) Status Pre 25%; TAP Eligible, Anticipating CMAQ Eligibility
2025	610544	Boston Region	Peabody	PEABODY- MULTI-USE PATH CONSTRUCTION OF INDEPENDENCE GREENWAY AT I-95 AND ROUTE 1	4	CMAQ	$6,568,800	$4,000,000	$3,200,000	$800,000	53				Peabody	Construction; CMAQ+TAP Total Cost = $6,568,800; MPO Evaluation Score = 53; TAP Proponent = Peabody
2025	610544	Boston Region	Peabody	PEABODY- MULTI-USE PATH CONSTRUCTION OF INDEPENDENCE GREENWAY AT I-95 AND ROUTE 1	4	TAP	$6,568,800	$2,568,800	$2,055,040	$513,760	53				Peabody	Construction; CMAQ+TAP Total Cost = $6,568,800; MPO Evaluation Score = 53; TAP Proponent = Peabody
Flex to FTA								$5,500,000	$4,400,000	$1,100,000						
2025	S12113	Boston Region		TRANSIT MODERNIZATION PROGRAM		CMAQ	$11,000,000	$5,500,000	$4,400,000	$1,100,000	N/A				Regionwide	Construction; Flex to FTA; Set aside for LRTP Transit Modernization Program

STIP: 2022 - 2026 (D)

Year	MassDOT Project ID	MPO	Municipality	MassDOT Project Description	District	Funding Source	Adjusted TFPC	Total Programmed Funds	Federal Funds	Non-Federal Funds	MPO Project Score	Entity Receiving Transfer	PSAC Score	Earmark Details	Proponent	Other Information
Federal Fiscal Year 2025								$833,734,298	$703,490,372	$130,243,926						
Transit Grant Program								$2,000,000	$1,600,000	$400,000						
2025	S12124	Boston Region	Multiple	COMMUNITY CONNECTIONS PROGRAM		CMAQ	$7,522,281	$2,000,000	$1,600,000	$400,000	N/A				Regionwide	Planning, Design, or Construction; Set Aside for LRTP Community Connections Program
ADA Retrofits								$1,103,200	$882,560	$220,640						
2025	611985	Cape Cod	Harwich	HARWICH- SIDEWALK INSTALLATION ON ROUTE 28 FROM BANK STREET TO SAQUATUCKET HARBOR	5	STBG	$1,103,200	$897,391	$717,913	$179,478	82				Harwich	Municipality is TAP Proponent; CMAQ analysis approved April 2021
2025	611985	Cape Cod	Harwich	HARWICH- SIDEWALK INSTALLATION ON ROUTE 28 FROM BANK STREET TO SAQUATUCKET HARBOR	5	TAP	$1,103,200	$205,809	$164,647	$41,162	82				Harwich	Municipality is TAP Proponent; CMAQ analysis approved April 2021
Roadway Improvements								$334,267	$267,414	$66,853						
2025	609459	Martha's Vineyard	Tisbury	TISBURY- DRAINAGE IMPROVEMENTS ON STATE HIGHWAY	5	STBG	$1,090,681	$334,267	$267,414	$66,853						AC Years 1-2 (FFY 2024-2025); Total Project Cost: $1,131,077. D5 waiting for Final Report.
Section 1B / Earmark or Discretionary Grant Funded Projects								$0	$0	$0						
Earmark Discretionary								$0	$0	$0						
2025	607977	Boston Region	Multiple	HOPKINTON- WESTBOROUGH- RECONSTRUCTION OF I-90/I-495 INTERCHANGE	3	HIP	$285,366,126	$0	$0	$0						Other FA - SW HIP: $6,784,226 (FY 2022); HIP Boston: $5,176,619 (FY 2022); BUILD Grant: $26,250,000 (FY 2022); HIP BR: $40,000,000 (FY 2023); $111,166,667 WT Funding
Section 2A / State Prioritized Reliability Projects								$289,804,036	$236,110,611	$53,693,425						
Bridge Off-system								$36,281,363	$29,025,090	$7,256,273						
2025	608616	Southeastern Mass	Taunton	TAUNTON- BRIDGE REPLACEMENT, T-01-024, SCADDING STREET OVER SNAKE RIVER	5	STBG-BR-Off	$9,636,693	$9,636,693	$7,709,354	$1,927,339						
2025	608851	Central Mass	Multiple	HARDWICK- NEW BRAINTREE- BRIDGE REPLACEMENT, H-08-003=N-07-002, CREAMERY ROAD OVER WARE RIVER	2	STBG-BR-Off	$2,422,150	$2,422,150	$1,937,720	$484,430					MassDOT	Construction, Total Project Cost = $2,422,150, Design Status = 25%, YOE = 12%

STIP: 2022 - 2026 (D)

Year	MassDOT Project ID	MPO	Municipality	MassDOT Project Description	District	Funding Source	Adjusted TFPC	Total Programmed Funds	Federal Funds	Non-Federal Funds	MPO Project Score	Entity Receiving Transfer	PSAC Score	Earmark Details	Proponent	Other Information
Federal Fiscal Year 2025								$833,734,298	$703,490,372	$130,243,926						
2025	608859	Berkshire Region	Tyringham	TYRINGHAM- SUPERSTRUCTURE REPLACEMENT, T-10-003, JERUSALEM ROAD OVER HOP BROOK	1	STBG-BR-Off	$2,812,264	$2,812,264	$2,249,811	$562,453					MassDOT	
2025	608869	Pioneer Valley	Northampton	NORTHAMPTON- BRIDGE REPLACEMENT, N-19-068, OLD SPRINGFIELD ROAD OVER THE MILL RIVER	2	STBG-BR-Off	$3,826,144	$3,826,144	$3,060,915	$765,229					MassDOT	
2025	609076	Berkshire Region	Great Barrington	GREAT BARRINGTON- BRIDGE REPLACEMENT, G-11-006, COTTAGE STREET OVER HOUSATONIC RIVER	1	STBG-BR-Off	$4,704,012	$4,704,012	$3,763,210	$940,802					MassDOT	
2025	609428	Berkshire Region	Lanesborough	LANESBOROUGH- BRIDGE REPLACEMENT, L-03-010, BRIDGE STREET OVER TOWN BROOK	1	STBG-BR-Off	$1,927,607	$1,927,607	$1,542,086	$385,521					MassDOT	
2025	610768	Pioneer Valley	Westhampton	WESTHAMPTON- BRIDGE MAINTENANCE, W-27-028, PERRY HILL ROAD OVER NORTH BROOK OF MANHAN RIVER	2	STBG-BR-Off	$1,936,973	$1,936,973	$1,549,578	$387,395					MassDOT	
2025	610769	Central Mass	Sutton	SUTTON- BRIDGE REPLACEMENT, S-33-002, MANCHAUG ROAD OVER MUMFORD RIVER	3	STBG-BR-Off	$3,413,638	$3,413,638	$2,730,910	$682,728					MassDOT	Construction, Total Project Cost = $3,413,638, Design Status = Approved, YOE = 12%
2025	610777	Berkshire Region	Adams	ADAMS- BRIDGE PRESERVATION, A-04-038, QUALITY STREET OVER HOOSIC RIVER	1	STBG-BR-Off	$5,601,882	$5,601,882	$4,481,506	$1,120,376					MassDOT	
Bridge On-system NHS								$127,621,933	$102,097,546	$25,524,387						
2025	605304	Merrimack Valley	Haverhill	HAVERHILL- BRIDGE REPLACEMENT, H-12-007 & H-12-025, BRIDGE STREET (SR 125) OVER THE MERRIMACK RIVER AND THE ABANDONED B&M RR (PROPOSED BIKEWAY)	4	NHPP	$112,166,208	$11,368,673	$9,094,938	$2,273,735						Project ACd over 2024-2028
2025	606522	Merrimack Valley	Andover	ANDOVER- BRIDGE REHABILITATION, A-09-036, I-495 OVER ST 28 (SB), A-09-037, I-495 OVER B&M AND MBTA, A-09-041, I-495 OVER ST 28 (NB)	4	NHPP	$186,921,000	$11,148,991	$8,919,193	$2,229,798						Project ACd over 2024-2028

STIP: 2022 - 2026 (D)

Year	MassDOT Project ID	MPO	Municipality	MassDOT Project Description	District	Funding Source	Adjusted TFPC	Total Programmed Funds	Federal Funds	Non-Federal Funds	MPO Project Score	Entity Receiving Transfer	PSAC Score	Earmark Details	Proponent	Other Information
Federal Fiscal Year 2025								$833,734,298	$703,490,372	$130,243,926						
2025	606527	Southeastern Mass	New Bedford	NEW BEDFORD- SUPERSTRUCTURE REPLACEMENT, N-06-020, I-195 (EB & WB) RAMP C & F OVER ST 18, COUNTY STREET, STATE STREET, MASS COASTAL RAILROAD, PURCHASE STREET, WELD STREET, INCLUDES REPLACING N-06-046, I-195 (EB) RAMP F OVER WELD STREET	5	NHPP	$125,786,248	$5,249,352	$4,199,482	$1,049,870						
2025	608460	Pioneer Valley	Hadley	HADLEY- BRIDGE REPLACEMENT, H-01-005, BAY ROAD (ROUTE 47) OVER THE FORT RIVER	2	NHPP	$6,471,024	$6,471,024	$5,176,819	$1,294,205					MassDOT	
2025	608703	Boston Region	Wilmington	WILMINGTON- BRIDGE REPLACEMENT, W-38-029 (2KV), ST 129 LOWELL STREET OVER I 93	4	NHPP	$16,542,624	$16,542,624	$13,234,099	$3,308,525						
2025	609409	Pioneer Valley	Springfield	SPRINGFIELD- BRIDGE REPLACEMENT, S-24-016, ARMORY STREET OVER CSX MAINLINE & S-24-026, ARMORY STREET OVER ABANDONED CSX	2	NHPP	$41,325,013	$36,897,333	$29,517,866	$7,379,467					MassDOT	
2025	609466	Merrimack Valley	Haverhill	HAVERHILL- BRIDGE REPLACEMENT, H-12-040, I-495 (NB & SB) OVER MERRIMACK RIVER	4	NHPP	$99,783,090	$26,022,337	$20,817,870	$5,204,467						Project ACd over 2024-2027
2025	610776	Boston Region	Cambridge	CAMBRIDGE- SUPERSTRUCTURE REPLACEMENT, C-01-031, US ROUTE 3/ROUTE 16/ROUTE 2 OVER MBTA REDLINE	6	NHPP	$13,921,599	$13,921,599	$11,137,279	$2,784,320						
Safety Improvements								$18,530,254	$16,677,229	$1,853,025						
2025	608433	Central Mass	Webster	WEBSTER- INTERSECTION IMPROVEMENTS AT I-395 RAMPS (EXIT 2) AT ROUTE 16 (EAST MAIN STREET) AND SUTTON ROAD	3	HSIP	$7,874,909	$747,733	$672,960	$74,773	17		63		MassDOT	Construction, Total Project Cost = $7,874,909, Design Status = 25%, YOE = 12%
2025	609532	Boston Region	Chelsea	CHELSEA- TARGETED SAFETY IMPROVEMENTS AND RELATED WORK ON BROADWAY, FROM WILLIAMS STREET TO CITY HALL AVENUE	6	HSIP	$6,440,001	$6,440,001	$5,796,001	$644,000						
2025	610714	Statewide	Multiple	PLYMOUTH TO BRAINTREE- GUIDE AND TRAFFIC SIGN REPLACEMENT ON A SECTION OF ROUTE 3		HSIP	$4,438,224	$4,438,224	$3,994,402	$443,822						

STIP: 2022 - 2026 (D)

Year	MassDOT Project ID	MPO	Municipality	MassDOT Project Description	District	Funding Source	Adjusted TFPC	Total Programmed Funds	Federal Funds	Non-Federal Funds	MPO Project Score	Entity Receiving Transfer	PSAC Score	Earmark Details	Proponent	Other Information
Federal Fiscal Year 2025								$833,734,298	$703,490,372	$130,243,926						
2025	610715	Southeastern Mass	Multiple	FREETOWN TO TAUNTON- GUIDE AND TRAFFIC SIGN REPLACEMENT ON A SECTION OF ROUTE 140		HSIP	$929,096	$929,096	$836,186	$92,910						
2025	610717	Central Mass	Multiple	UXBRIDGE TO WORCESTER- GUIDE AND TRAFFIC SIGN REPLACEMENT ON A SECTION OF ROUTE 146	3	HSIP	$5,975,200	$5,975,200	$5,377,680	$597,520					MassDOT	Construction, Total Project Cost = $5,975,200, Design Status = Approved, YOE = 12%
Non-Interstate Pavement								$61,984,096	$49,587,277	$12,396,819						
2025	608819	Cape Cod	Barnstable	BARNSTABLE- RESURFACING AND RELATED WORK ON ROUTE 6	5	NHPP	$18,547,200	$18,547,200	$14,837,760	$3,709,440	49				MassDOT	
2025	610719	Statewide	Multiple	BURLINGTON TO TYNGSBOROUGH- PAVEMENT PRESERVATION ON ROUTE 3	4	NHPP	$15,722,821	$15,722,821	$12,578,257	$3,144,564						
2025	610721	Statewide	Multiple	HARDWICK- NEW BRAINTREE- WARE- WEST BROOKFIELD- RESURFACING OF ROUTE 32	2	NHPP	$4,374,732	$4,374,732	$3,499,786	$874,946						
2025	610722	Boston Region	Multiple	ACTON- BOXBOROUGH- LITTLETON- PAVEMENT PRESERVATION ROUTE 2	3	NHPP	$7,843,932	$7,843,932	$6,275,146	$1,568,786						
2025	612031	Pioneer Valley	Worthington	WORTHINGTON- RESURFACING AND RELATED WORK ON ROUTE 112	1	NHPP	$6,511,611	$6,511,611	$5,209,289	$1,302,322					MassDOT	
2025	612044	Statewide	Multiple	BROOKLINE- NEWTON- RESURFACING AND RELATED WORK ON ROUTE 9	6	NHPP	$8,983,800	$8,983,800	$7,187,040	$1,796,760						
Interstate Pavement								$24,143,572	$21,729,215	$2,414,357						
2025	610726	Boston Region	Multiple	MEDFORD- WINCHESTER- STONEHAM- INTERSTATE PAVEMENT PRESERVATION ON I-93	4	NHPP-I	$24,143,572	$24,143,572	$21,729,215	$2,414,357						
Bridge On-system Non-NHS								$10,132,472	$8,105,978	$2,026,494						
2025	604136	Pioneer Valley	Multiple	MONSON- PALMER- BRIDGE REPLACEMENT, M-27-007=P-01-007, STATE AVENUE OVER THE QUABOAG RIVER	2	STBG	$10,132,472	$10,132,472	$8,105,978	$2,026,494					MassDOT	
Roadway Improvements								$1,120,000	$896,000	$224,000						

STIP: 2022 - 2026 (D)

Year	MassDOT Project ID	MPO	Municipality	MassDOT Project Description	District	Funding Source	Adjusted TFPC	Total Programmed Funds	Federal Funds	Non-Federal Funds	MPO Project Score	Entity Receiving Transfer	PSAC Score	Earmark Details	Proponent	Other Information
Federal Fiscal Year 2025								$833,734,298	$703,490,372	$130,243,926						
2025	609377	Statewide		DISTRICT 3- STORMWATER IMPROVEMENTS AT VARIOUS LOCATIONS ON THE CHARLES RIVER	3	STBG	$1,120,000	$1,120,000	$896,000	$224,000						
Bridge Systematic Maintenance								$9,990,346	$7,992,277	$1,998,069						
2025	612062	Statewide		DISTRICT 1- SYSTEMATIC BRIDGE MAINTENANCE AT VARIOUS LOCATIONS	1	NHPP	$521,696	$521,696	$417,357	$104,339						
2025	612066	Statewide		DISTRICT 2- SYSTEMATIC BRIDGE MAINTENANCE AT VARIOUS LOCATIONS	2	NHPP	$1,784,875	$1,784,875	$1,427,900	$356,975						
2025	612067	Statewide		DISTRICT 3- SYSTEMATIC BRIDGE MAINTENANCE AT VARIOUS LOCATIONS	3	NHPP	$1,489,261	$1,489,261	$1,191,409	$297,852						
2025	612068	Statewide		DISTRICT 4- SYSTEMATIC BRIDGE PRESERVATION	4	NHPP	$1,981,785	$1,981,785	$1,585,428	$396,357						
2025	612073	Statewide		DISTRICT 5- SYSTEMATIC BRIDGE PRESERVATION	5	NHPP	$1,489,261	$1,489,261	$1,191,409	$297,852						
2025	612078	Statewide		DISTRICT 6- SYSTEMATIC BRIDGE MAINTENANCE AT VARIOUS LOCATIONS	6	NHPP	$2,723,468	$2,723,468	$2,178,774	$544,694						
Section 2B / State Prioritized Modernization Projects								$90,984,357	$79,783,917	$11,200,440						
Roadway Reconstruction								$64,240,352	$56,734,434	$7,505,918						
2025	602659	Central Mass	Multiple	CHARLTON- OXFORD- RECONSTRUCTION ON ROUTE 20, FROM RICHARDSON'S CORNER EASTERLY TO ROUTE 12, INCLUDES REHAB OF C-06-023 & REPLACEMENT OF O-06-002	3	NHPP	$71,344,050	$4,000,000	$3,200,000	$800,000	22		50.3		MassDOT	Construction, Total Project Cost = $71,344,050, Project is AC'd between 2022 and 2026, Design Status = 25%
2025	607977	Boston Region	Multiple	HOPKINTON- WESTBOROUGH- RECONSTRUCTION OF I-90/I-495 INTERCHANGE	3	NHPP-I	$285,366,126	$15,000,000	$13,500,000	$1,500,000						Other FA - SW HIP: $6,784,226 (FY 2022); HIP Boston: $5,176,619 (FY 2022); BUILD Grant: $26,250,000 (FY 2022); HIP BR: $40,000,000 (FY 2023); $111,166,667 WT Funding

STIP: 2022 - 2026 (D)

Year	MassDOT Project ID	MPO	Municipality	MassDOT Project Description	District	Funding Source	Adjusted TFPC	Total Programmed Funds	Federal Funds	Non-Federal Funds	MPO Project Score	Entity Receiving Transfer	PSAC Score	Earmark Details	Proponent	Other Information
Federal Fiscal Year 2025								$833,734,298	$703,490,372	$130,243,926						
2025	607977	Boston Region	Multiple	HOPKINTON- WESTBOROUGH- RECONSTRUCTION OF I-90/I-495 INTERCHANGE	3	NFP-I	$285,366,126	$23,421,524	$21,079,372	$2,342,152						Other FA - SW HIP: $6,784,226 (FY 2022); HIP Boston: $5,176,619 (FY 2022); BUILD Grant: $26,250,000 (FY 2022); HIP BR: $40,000,000 (FY 2023); $111,166,667 WT Funding
2025	608049	Southeastern Mass	Fall River	FALL RIVER- CORRIDOR IMPROVEMENTS ON ROUTE 79/DAVOL STREET	5	NHPP-I	$97,787,500	$15,000,000	$13,500,000	$1,500,000						AC'd FFY 2022-2026; HIP BR funds FFY 2022 & FFY 2024
2025	611997	Boston Region	Newton	NEWTON- HORACE MANN ELEMENTARY SCHOOL IMPROVEMENTS (SRTS)	6	TAP	$893,887	$893,887	$715,110	$178,777					City of Newton	
2025	612001	Boston Region	Medford	MEDFORD- MILTON FULLER ROBERTS ELEMENTARY SCHOOL (SRTS)	4	TAP	$1,058,663	$1,058,663	$846,930	$211,733					City of Medford	
2025	612002	Merrimack Valley	Lawrence	LAWRENCE- COMMUNITY DAY ARLINGTON IMPROVEMENTS (SRTS)	4	TAP	$1,611,774	$1,611,774	$1,289,419	$322,355					City of Lawrence	a) Construction; b) $1,611,774 TAP (inflated 12% from 2022 cost)
2025	612079	Pioneer Valley	Chicopee	CHICOPEE- HUGH SCOTT STREIBER ELEMENTARY SCHOOL IMPROVEMENTS (SRTS)	2	TAP	$1,383,724	$1,383,724	$1,106,979	$276,745					City of Chicopee	
2025	612080	Pioneer Valley	Springfield	SPRINGFIELD- REBECCA M. JOHNSON ELEMENTARY SCHOOL IMPROVEMENTS (SRTS)	2	TAP	$610,437	$610,437	$488,350	$122,087					City of Springfield	
2025	612100	Boston Region	Revere	REVERE- IMPROVEMENTS AT BEACHMONT VETERANS ELEMENTARY (SRTS)	4	TAP	$350,914	$350,914	$280,731	$70,183					City of Revere	
2025	612101	Southeastern Mass	Fall River	FALL RIVER- MARY FONSECA ELEMENTARY SCHOOL (SRTS)	5	TAP	$909,429	$909,429	$727,543	$181,886					City of Fall River	
Intersection Improvements								$16,542,793	$14,888,514	$1,654,279						
2025	608433	Central Mass	Webster	WEBSTER- INTERSECTION IMPROVEMENTS AT I-395 RAMPS (EXIT 2) AT ROUTE 16 (EAST MAIN STREET) AND SUTTON ROAD	3	HSIP	$7,874,909	$4,373,220	$3,935,898	$437,322	17		63		MassDOT	Construction, Total Project Cost = $7,874,909, Design Status = 25%, YOE = 12%
2025	608567	Statewide	Peabody	PEABODY- IMPROVEMENTS AT ROUTE 114 AT SYLVAN STREET, CROSS STREET, NORTHSHORE MALL, LORIS ROAD, ROUTE 128 INTERCHANGE AND ESQUIRE DRIVE	4	HSIP	$3,315,200	$3,315,200	$2,983,680	$331,520						

STIP: 2022 - 2026 (D)

Year	MassDOT Project ID	MPO	Municipality	MassDOT Project Description	District	Funding Source	Adjusted TFPC	Total Programmed Funds	Federal Funds	Non-Federal Funds	MPO Project Score	Entity Receiving Transfer	PSAC Score	Earmark Details	Proponent	Other Information
Federal Fiscal Year 2025								$833,734,298	$703,490,372	$130,243,926						
2025	608757	Central Mass	Worcester	WORCESTER- INTERSECTION IMPROVEMENTS AT WEST MOUNTAIN STREET AT I-190 FRONTAGE ROAD & BROOKS STREET EXTENSION	3	HSIP	$1,604,416	$1,604,416	$1,443,974	$160,442			48		MassDOT	Construction, Total Project Cost = $1,604,416, Design Status = 25%, YOE = 12%
2025	608759	Southeastern Mass	Swansea	SWANSEA- TRAFFIC SIGNAL AND SAFETY IMPROVEMENTS AT THREE INTERSECTIONS ON ROUTE 6	5	HSIP	$7,249,957	$7,249,957	$6,524,961	$724,996						
2025	609532	Boston Region	Chelsea	CHELSEA- TARGETED SAFETY IMPROVEMENTS AND RELATED WORK ON BROADWAY, FROM WILLIAMS STREET TO CITY HALL AVENUE	6	HSIP	$5,750,001	$0	$0	$0						
2025	610665	Boston Region	Stoneham	STONEHAM- INTERSECTION IMPROVEMENTS AT ROUTE 28 (MAIN STREET), NORTH BORDER ROAD AND SOUTH STREET	4	HSIP	$4,205,001	$0	$0	$0						
Intelligent Transportation Systems								$8,663,676	$6,930,941	$1,732,735						
2025	610796	Statewide		STATEWIDE- INTELLIGENT TRANSPORTATION SYSTEMS (YEAR 2025)	1	NHPP	$9,703,317	$8,663,676	$6,930,941	$1,732,735						
ADA Retrofits								$1,537,536	$1,230,029	$307,507						
2025	610797	Statewide		DISTRICT 1- ADA RETROFITS AT VARIOUS LOCATIONS (2025)	1	TAP	$1,537,536	$1,537,536	$1,230,029	$307,507						
Section 2C / State Prioritized Expansion Projects								$31,663,053	$25,330,442	$6,332,611						
Bicycle and Pedestrian								$31,663,053	$25,330,442	$6,332,611						
2025	607398	Cape Cod	Multiple	YARMOUTH- BARNSTABLE- CAPE COD RAIL TRAIL EXTENSION, INCLUDES NEW BRIDGE OVER WILLOW STREET & RAILROAD (PHASE III)	5	CMAQ	$9,486,061	$9,486,061	$7,588,849	$1,897,212	80				Towns	CMAQ approved;
2025	607541	Merrimack Valley	Multiple	GEORGETOWN- BOXFORD- BORDER TO BOSTON TRAIL, FROM GEORGETOWN ROAD TO WEST MAIN STREET (ROUTE 97)	4	CMAQ	$2,714,316	$2,714,316	$2,171,453	$542,863	7.30					a) Construction; b) $2,714,316 CMAQ (inflated 12% from 2022 cost); d) TEC = 7.30.

STIP: 2022 - 2026 (D)

Year	MassDOT Project ID	MPO	Municipality	MassDOT Project Description	District	Funding Source	Adjusted TFPC	Total Programmed Funds	Federal Funds	Non-Federal Funds	MPO Project Score	Entity Receiving Transfer	PSAC Score	Earmark Details	Proponent	Other Information
Federal Fiscal Year 2025								$833,734,298	$703,490,372	$130,243,926						
2025	607542	Merrimack Valley	Multiple	GEORGETOWN- NEWBURY- BORDER TO BOSTON TRAIL (NORTHERN GEORGETOWN TO BYFIELD SECTION)	4	CMAQ	$5,685,060	$5,685,060	$4,548,048	$1,137,012	5.72					a) Construction; b) $5,685,060 CMAQ (inflated 12% from 2022 cost); d) TEC = 5.72.
2025	607885	Northern Middlesex	Lowell	LOWELL- PEDESTRIAN WALKWAY & BICYCLE CONNECTION AT PAWTUCKET FALLS OVERLOOK, FROM VANDENBERG ESPLANADE TO SCHOOL STREET	4	CMAQ	$3,081,368	$3,081,368	$2,465,094	$616,274	6.67				City of Lowell	
2025	608413	Pioneer Valley	Northampton	NORTHAMPTON- ROCKY HILL GREENWAY MULTI-USE TRAIL, FROM THE MANHAN RAIL TRAIL TO ROCKY HILL ROAD (0.4 MILES)	2	CMAQ	$1,918,701	$1,918,701	$1,534,961	$383,740	38.5		21		Northampton	Construction (YOE $1.918,701) 38.5 TEC / 100% Design / CMAQ / MassDOT Bicycle and Pedestrian Program
2025	609262	Cape Cod	Bourne	BOURNE- RAIL TRAIL CONSTRUCTION (PHASE 1)	5	CMAQ	$2,005,851	$2,005,851	$1,604,681	$401,170	70				Bourne	CMAQ approved;
2025	610657	Pioneer Valley	Multiple	EASTHAMPTON- NORTHAMPTON- INSTALLATION OF A SHARED-USE PATH ALONG MOUNT TOM ROAD FROM THE MANHAN TRAIL TO ATWOOD DRIVE	2	STBG	$3,055,998	$3,055,998	$2,444,798	$611,200			37.5		MassDOT	
2025	610680	Boston Region	Natick	NATICK- LAKE COCHITUATE PATH	3	CMAQ	$3,715,699	$3,715,698	$2,972,558	$743,140						
Section 3 / Planning/Adjustments/Pass-throughs								$182,986,653	$170,952,469	$12,034,184						
Award Adjustments, Change Orders, etc.								$15,321,920	$12,383,683	$2,938,237						
2025	S12141	Statewide		Awards, Adjustments, Change Orders, etc. (FFY 2025)		STBG-BR-Off	$15,321,920	$810,944	$648,755	$162,189						
2025	S12141	Statewide		Awards, Adjustments, Change Orders, etc. (FFY 2025)		CMAQ	$15,321,920	$608,208	$486,566	$121,642						
2025	S12141	Statewide		Awards, Adjustments, Change Orders, etc. (FFY 2025)		HSIP	$15,321,920	$1,261,469	$1,135,322	$126,147						
2025	S12141	Statewide		Awards, Adjustments, Change Orders, etc. (FFY 2025)		NHPP	$15,321,920	$10,208,466	$8,166,773	$2,041,693						
2025	S12141	Statewide		Awards, Adjustments, Change Orders, etc. (FFY 2025)		STBG	$15,321,920	$2,230,097	$1,784,078	$446,019						

STIP: 2022 - 2026 (D)

Year	MassDOT Project ID	MPO	Municipality	MassDOT Project Description	District	Funding Source	Adjusted TFPC	Total Programmed Funds	Federal Funds	Non-Federal Funds	MPO Project Score	Entity Receiving Transfer	PSAC Score	Earmark Details	Proponent	Other Information
Federal Fiscal Year 2025								$833,734,298	$703,490,372	$130,243,926						
2025	S12141	Statewide		Awards, Adjustments, Change Orders, etc. (FFY 2025)		TAP	$15,321,920	$202,736	$162,189	$40,547						
ABP GANS Repayment								$122,185,000	$122,185,000	$0						
2025	S12146	Statewide		ABP GANS (FFY 2025)		NHPP-G	$122,185,000	$122,185,000	$122,185,000	$0						
Metropolitan Planning								$12,511,095	$10,008,876	$2,502,219						
2025	S12151	Statewide		Metropolitan Planning (FFY 2026 UPWPs) - PL & SPR		PL	$12,511,095	$12,511,095	$10,008,876	$2,502,219						
State Planning & Research								$25,538,819	$20,431,055	$5,107,764						
2025	S12156	Statewide		SPR Work Program (FFY 2026)		PL	$25,538,819	$25,538,819	$20,431,055	$5,107,764						
Recreational Trails								$1,483,411	$1,186,729	$296,682						
2025	S12162	Statewide		RECREATIONAL TRAILS PROGRAM (FFY 2025)		REC	$1,483,411	$1,483,411	$1,186,729	$296,682						
Railroad Grade Crossings								$2,222,222	$1,777,778	$444,444						
2025	S12167	Statewide		RAIL ROAD CROSSINGS (FFY 2025)		RRHE	$2,222,222	$1,111,111	$888,889	$222,222						
2025	S12167	Statewide		RAIL ROAD CROSSINGS (FFY 2025)		RRPD	$2,222,222	$1,111,111	$888,889	$222,222						
SRTS Education								$1,749,186	$1,399,349	$349,837						
2025	S12172	Statewide		SRTS EDUCATION (FFY 2025)		TAP	$1,749,186	$1,749,186	$1,399,349	$349,837						
Transit Grant Program								$1,975,000	$1,580,000	$395,000						
2025	S12177	Statewide		TRANSIT GRANT PROGRAM (FFY 2025)		CMAQ	$1,975,000	$1,975,000	$1,580,000	$395,000						

STIP: 2022 - 2026 (D)

Year	MassDOT Project ID	MPO	Municipality	MassDOT Project Description	District	Funding Source	Adjusted TFPC	Total Programmed Funds	Federal Funds	Non-Federal Funds	MPO Project Score	Entity Receiving Transfer	PSAC Score	Earmark Details	Proponent	Other Information
Federal Fiscal Year 2026								$824,761,289	$698,242,360	$126,518,929						
Section 1A / Regionally Prioritized Projects								$210,364,252	$169,206,497	$41,157,755						
Roadway Reconstruction								$173,280,979	$139,219,719	$34,061,260						
2026	604003	Berkshire Region	Pittsfield	PITTSFIELD- RECONSTRUCTION OF EAST STREET (ROUTE 9)	1	STBG	$8,427,408	$8,427,408	$6,741,926	$1,685,482	6 of 8		52		MassDOT	Total Project Cost = $8,427,408; YOE = 16%
2026	604499	Montachusett	Leominster	LEOMINSTER- RECONSTRUCTION/ REHABILITATION ON ROUTE 12 (CENTRAL STREET), INCLUDING REHABILITATION OF L-08-022	3	HSIP	$14,345,666	$107,653	$96,888	$10,765	38		55.5		MassDOT	Project is advance constructed over three years (FFY 2024-2026).
2026	604499	Montachusett	Leominster	LEOMINSTER- RECONSTRUCTION/ REHABILITATION ON ROUTE 12 (CENTRAL STREET), INCLUDING REHABILITATION OF L-08-022	3	STBG	$14,345,666	$1,224,555	$979,644	$244,911	38		55.5		MassDOT	Project is advance constructed over three years (FFY 2024-2026).
2026	604499	Montachusett	Leominster	LEOMINSTER- RECONSTRUCTION/ REHABILITATION ON ROUTE 12 (CENTRAL STREET), INCLUDING REHABILITATION OF L-08-022	3	TAP	$14,345,666	$13,458	$10,766	$2,692	38		55.5		MassDOT	Project is advance constructed over three years (FFY 2024-2026).
2026	605983	Franklin Region	Whately	WHATELY- REHABILITATION OF HAYDENVILLE ROAD, FROM CONWAY ROAD TO THE WILLIAMSBURG T.L. (1.7 MILES)	2	STBG	$9,994,983	$3,619,452	$2,895,562	$723,890	7.3		25.5		MassDOT	Project is AC'd between FFY 2025 ($6,375,531) and FFY 2026 ($3,619,452).
2026	606226	Boston Region	Boston	BOSTON- RECONSTRUCTION OF RUTHERFORD AVENUE, FROM CITY SQUARE TO SULLIVAN SQUARE	6	NHPP	$183,633,774	$12,000,000	$9,600,000	$2,400,000	59		51		Boston	Construction; NHPP+STBG+TAP Total Cost = $183,633,774; AC schedule over 5 years (2023-2027); Total funding in this TIP = $125,744,000; $25,000,000 in anticipated funding provided by City of Boston; MPO Evaluation Score = 59; TAP Proponent = Boston
2026	606226	Boston Region	Boston	BOSTON- RECONSTRUCTION OF RUTHERFORD AVENUE, FROM CITY SQUARE TO SULLIVAN SQUARE	6	STBG	$183,633,774	$19,500,000	$15,600,000	$3,900,000	59		51		Boston	Construction; NHPP+STBG+TAP Total Cost = $183,633,774; AC schedule over 5 years (2023-2027); Total funding in this TIP = $125,744,000; $25,000,000 in anticipated funding provided by City of Boston; MPO Evaluation Score = 59; TAP Proponent = Boston

STIP: 2022 - 2026 (D)

Year	MassDOT Project ID	MPO	Municipality	MassDOT Project Description	District	Funding Source	Adjusted TFPC	Total Programmed Funds	Federal Funds	Non-Federal Funds	MPO Project Score	Entity Receiving Transfer	PSAC Score	Earmark Details	Proponent	Other Information
Federal Fiscal Year 2026								$824,761,289	$698,242,360	$126,518,929						
2026	606226	Boston Region	Boston	BOSTON- RECONSTRUCTION OF RUTHERFORD AVENUE, FROM CITY SQUARE TO SULLIVAN SQUARE	6	TAP	$183,633,774	$2,000,000	$1,600,000	$400,000	59		51		Boston	Construction; NHPP+STBG+TAP Total Cost = $183,633,774; AC schedule over 5 years (2023-2027); Total funding in this TIP = $125,744,000; $25,000,000 in anticipated funding provided by City of Boston; MPO Evaluation Score = 59; TAP Proponent = Boston
2026	607405	Cape Cod	Chatham	CHATHAM- INTERSECTION IMPROVEMENTS & RELATED WORK AT MAIN STREET (ROUTE 28), DEPOT ROAD, QUEEN ANNE ROAD AND CROWELL ROAD	5	STBG	$3,157,868	$2,952,059	$2,361,647	$590,412	78				Chatham	Municipality is TAP Proponent; CMAQ analysis to be completed
2026	607405	Cape Cod	Chatham	CHATHAM- INTERSECTION IMPROVEMENTS & RELATED WORK AT MAIN STREET (ROUTE 28), DEPOT ROAD, QUEEN ANNE ROAD AND CROWELL ROAD	5	TAP	$3,157,868	$205,809	$164,647	$41,162	78				Chatham	Municipality is TAP Proponent; CMAQ analysis to be completed
2026	607440	Southeastern Mass	Mattapoisett	MATTAPOISETT- CORRIDOR IMPROVEMENTS AND RELATED WORK ON MAIN STREET, WATER STREET, BEACON STREET AND MARION ROAD.	5	STBG	$8,037,972	$8,037,972	$6,430,378	$1,607,594	41				Mattapoisett	a) Construction; b) Total Cost = $8,037,971 STBG; d) EC Score 41 of 100; Status Pre 25%
2026	608045	Boston Region	Milford	MILFORD- REHABILITATION ON ROUTE 16, FROM ROUTE 109 TO BEAVER STREET	3	HSIP	$10,481,030	$1,000,000	$900,000	$100,000	43		58		MassDOT	Construction; HSIP+STBG Total Cost = $10,481,030; MPO Evaluation Score = 43
2026	608045	Boston Region	Milford	MILFORD- REHABILITATION ON ROUTE 16, FROM ROUTE 109 TO BEAVER STREET	3	STBG	$10,481,030	$9,481,030	$7,584,824	$1,896,206	43		58		MassDOT	Construction; HSIP+STBG Total Cost = $10,481,030; MPO Evaluation Score = 43
2026	608051	Boston Region	Wilmington	WILMINGTON- RECONSTRUCTION ON ROUTE 38 (MAIN STREET), FROM ROUTE 62 TO THE WOBURN C.L.	4	STBG	$25,473,225	$16,473,225	$13,178,580	$3,294,645	59		64		MassDOT	Construction; CMAQ+HSIP+STBG Total Cost = $25,473,225; Project has 2-year AC schedule (2025-26); MPO Evaluation Score = 59
2026	608095	Merrimack Valley	North Andover	NORTH ANDOVER- CORRIDOR IMPROVEMENTS ON ROUTE 114, BETWEEN ROUTE 125 (ANDOVER STREET) & STOP & SHOP DRIVEWAY	4	STBG	$35,394,776	$10,831,078	$8,664,862	$2,166,216	12.12					a) Construction; b) $35,394,776 STBG (inflated 8% from 2022 cost) = FFY 2024 ($) + FFY 2025 ($) + FFY 2026 ($)+ beyond; c) AC years 1-4 FFY 2024-2027; d) TEC = 12.12 out of 18.

STIP: 2022 - 2026 (D)

Year	MassDOT Project ID	MPO	Municipality	MassDOT Project Description	District	Funding Source	Adjusted TFPC	Total Programmed Funds	Federal Funds	Non-Federal Funds	MPO Project Score	Entity Receiving Transfer	PSAC Score	Earmark Details	Proponent	Other Information
Federal Fiscal Year 2026								$824,761,289	$698,242,360	$126,518,929						
2026	608424	Montachusett	Templeton	TEMPLETON- RECONSTRUCTION OF ROUTE 68, FROM KING PHILLIP TRAIL (ROUTE 202) NORTH TO THE PHILLIPSTON TOWN LINE (2.65 MILES)	2	STBG	$7,017,608	$7,017,608	$5,614,086	$1,403,522	18				Town of Templeton	
2026	608506	Old Colony	Hanson	HANSON- CORRIDOR IMPROVEMENTS ON ROUTE 14 (MAQUAN STREET), FROM THE PEMBROKE T.L. TO INDIAN HEAD STREET AND RELATED WORK	5	STBG	$11,960,783	$5,464,471	$4,371,577	$1,092,894	38.22					a) Construction; b) Total Project Cost = $11,960,783 w/ $11,960,783; c) Advance Construction; d) MPO score 50.39 (Total Cost is $11,960,783 with $5,464,471 in FFY 2026 and $6,496,312 in 2027)
2026	608737	Berkshire Region	Dalton	DALTON- RECONSTRUCTION OF DALTON DIVISION ROAD	1	STBG	$11,470,080	$276,380	$221,104	$55,276	6 of 8		43.3		Town of Dalton	AC 1 of 3; Total Project Cost = $11,470,080; YOE = 16%
2026	608750	Southeastern Mass	Plainville	PLAINVILLE- RECONSTRUCTION OF SOUTH STREET (ROUTE 1A), FROM SHARLENE LANE TO EVERETT STREET AND RELATED WORK	5	STBG	$11,200,257	$11,200,257	$8,960,206	$2,240,051	62				Plainville	a) Construction; b) Total Cost = $11,200,257 STBG; d) EC Score 62 of 100; i) Status Pre 25%
2026	608785	Pioneer Valley	South Hadley	SOUTH HADLEY- RECONSTRUCTION OF MAIN STREET FROM THE CHICOPEE CITY LINE TO CANAL STREET (0.67 MILES)	2	STBG	$6,302,085	$6,302,085	$5,041,668	$1,260,417	38.5				South Hadley	Construction (YOE $6,302,085) TEC 38.5 / 25%
2026	608990	Central Mass	Worcester	WORCESTER- INTERSECTION IMPROVEMENTS AND RESURFACING ON CHANDLER STREET, FROM MAIN STREET TO PARK AVENUE	3	HSIP	$6,383,190	$4,383,190	$3,944,871	$438,319	17				Worcester	Construction, HSIP + STBG Total Project Cost = $6,383,190, Design Status = Approved, YOE = 16%
2026	608990	Central Mass	Worcester	WORCESTER- INTERSECTION IMPROVEMENTS AND RESURFACING ON CHANDLER STREET, FROM MAIN STREET TO PARK AVENUE	3	STBG	$6,383,190	$2,000,000	$1,600,000	$400,000	17				Worcester	Construction, HSIP + STBG Total Project Cost = $6,383,190, Design Status = Approved, YOE = 16%
2026	609061	Pioneer Valley	Chicopee	CHICOPEE- INTERSECTION IMPROVEMENTS AT MONTGOMERY STREET, GRANBY ROAD, AND MCKINSTRY AVENUE	2	STBG	$10,264,718	$10,264,718	$8,211,774	$2,052,944	56				Chicopee	Construction (YOE $10,264,718) TEC 56 / 25%
2026	609065	Pioneer Valley	Holyoke	HOLYOKE- RESURFACING AND RELATED WORK ON CABOT STREET AND RACE STREET (CENTER CITY CONNECTOR)	2	STBG	$5,920,788	$5,920,788	$4,736,630	$1,184,158	56.5				Holyoke	Construction (YOE $5,920,788) TEC 56.5 / 25%

STIP: 2022 - 2026 (D)

Year	MassDOT Project ID	MPO	Municipality	MassDOT Project Description	District	Funding Source	Adjusted TFPC	Total Programmed Funds	Federal Funds	Non-Federal Funds	MPO Project Score	Entity Receiving Transfer	PSAC Score	Earmark Details	Proponent	Other Information
Federal Fiscal Year 2026								$824,761,289	$698,242,360	$126,518,929						
2026	609250	Northern Middlesex	Billerica	BILLERICA- INTERSECTION IMPROVEMENTS AT BOSTON ROAD (ROUTE 3A), LEXINGTON STREET AND GLAD VALLEY ROAD	4	STBG	$5,497,101	$5,215,192	$4,172,154	$1,043,038	7.55				Town of Billerica	
2026	609250	Northern Middlesex	Billerica	BILLERICA- INTERSECTION IMPROVEMENTS AT BOSTON ROAD (ROUTE 3A), LEXINGTON STREET AND GLAD VALLEY ROAD	4	TAP	$5,497,101	$281,909	$225,527	$56,382	7.55				Town of Billerica	
2026	609317	Northern Middlesex	Chelmsford	CHELMSFORD- IMPROVEMENTS ON CHELMSFORD STREET (ROUTE 110)	4	STBG	$12,702,000	$4,062,494	$3,249,995	$812,499	8.67				Town of Chelmsford	
2026	611933	Central Mass	Sturbridge	STURBRIDGE- ROUNDABOUT CONSTRUCTION AT THE INTERSECTION OF ROUTE 20 AND ROUTE 131	3	STBG	$6,964,756	$6,964,756	$5,571,805	$1,392,951	14				MassDOT	Construction, Total Project Cost = $6,964,756, Design Status = Approved, YOE = 16%
2026	611986	Cape Cod	Mashpee	MASHPEE- CORRIDOR IMPROVEMENTS & RELATED WORK ON ROUTE 151, FROM THE FALMOUTH T.L. TO OLD BARNSTABLE ROAD (PHASE 2)	5	CMAQ	$16,530,000	$1,146,285	$917,028	$229,257	81				Mashpee	AC over 2026-2027; RSA conducted; CMAQ analysis approved October 2019
2026	611986	Cape Cod	Mashpee	MASHPEE- CORRIDOR IMPROVEMENTS & RELATED WORK ON ROUTE 151, FROM THE FALMOUTH T.L. TO OLD BARNSTABLE ROAD (PHASE 2)	5	HSIP	$16,530,000	$458,514	$412,663	$45,851	81				Mashpee	AC over 2026-2027; RSA conducted; CMAQ analysis approved October 2019
2026	611986	Cape Cod	Mashpee	MASHPEE- CORRIDOR IMPROVEMENTS & RELATED WORK ON ROUTE 151, FROM THE FALMOUTH T.L. TO OLD BARNSTABLE ROAD (PHASE 2)	5	STBG	$16,530,000	$6,448,633	$5,158,906	$1,289,727	81				Mashpee	AC over 2026-2027; RSA conducted; CMAQ analysis approved October 2019
Intersection Improvements								$25,643,623	$20,835,058	$4,808,565						
2026	605857	Boston Region	Norwood	NORWOOD- INTERSECTION IMPROVEMENTS @ ROUTE 1 & UNIVERSITY AVENUE/EVERETT STREET	5	STBG	$25,757,791	$16,757,791	$13,406,233	$3,351,558	55		59		Norwood	Construction; HSIP+CMAQ+STBG+NHPP Total Cost = $25,757,791; 2-year AC schedule (2025-26); MPO Evaluation Score = 55
2026	606002	Old Colony	Duxbury	DUXBURY- SIGNAL INSTALLATION @ ROUTE 3 (NB & SB) RAMPS & ROUTE 3A (TREMONT STREET)	5	STBG	$2,784,000	$2,784,000	$2,227,200	$556,800	38.22					a) Construction; b) Total Project Cost = $2,784,000 w/ $2,784,000 of STBG funding; d) MPO score 38.22

STIP: 2022 - 2026 (D)

Year	MassDOT Project ID	MPO	Municipality	MassDOT Project Description	District	Funding Source	Adjusted TFPC	Total Programmed Funds	Federal Funds	Non-Federal Funds	MPO Project Score	Entity Receiving Transfer	PSAC Score	Earmark Details	Proponent	Other Information
Federal Fiscal Year 2026								$824,761,289	$698,242,360	$126,518,929						
2026	609440	Old Colony	Abington	ABINGTON- INTERSECTION IMPROVEMENTS AT HANCOCK STREET AND CHESTNUT STREET	5	STBG	$2,900,232	$2,900,232	$2,320,186	$580,046	41.06					a) Construction; b) Total Project Cost = $2,900,232 w/ $2,900,232 of STBG funding; d) MPO score 41.06
2026	609441	Central Mass	Northbridge	NORTHBRIDGE- INTERSECTION IMPROVEMENTS AT ROUTE 122 (PROVIDENCE ROAD), SCHOOL STREET, SUTTON STREET, AND UPTON STREET	3	HSIP	$3,201,600	$3,201,600	$2,881,440	$320,160	16				Northbridge	Construction, Total Project Cost = $3,201,600, Design Status = Approved, YOE = 16%
Flex to FTA								$5,500,000	$4,400,000	$1,100,000						
2026	S12113	Boston Region		TRANSIT MODERNIZATION PROGRAM		CMAQ	$11,000,000	$5,500,000	$4,400,000	$1,100,000	N/A				Regionwide	Construction; Flex to FTA; Set aside for LRTP Transit Modernization Program
Transit Grant Program								$2,400,000	$1,920,000	$480,000						
2026	S12124	Boston Region	Multiple	COMMUNITY CONNECTIONS PROGRAM		CMAQ	$7,522,281	$2,000,000	$1,600,000	$400,000	N/A				Regionwide	Planning, Design, or Construction; Set Aside for LRTP Community Connections Program
2026	S12138	Central Mass		CMMPO LRTP MICRO-PROJECTS PROGRAM		TAP	$400,000	$400,000	$320,000	$80,000						Set Aside for LRTP Micro-Projects Program
Roadway Improvements								$3,539,650	$2,831,720	$707,930						
2026	608456	Central Mass	Upton	UPTON- CULVERT REPLACEMENT, MILFORD STREET (ROUTE 140) OVER UNNAMED TRIBUTARY TO CENTER BROOK	3	STBG	$1,039,650	$1,039,650	$831,720	$207,930	9				MassDOT	Construction, Total Project Cost = $1,039,650, Design Status = Pre 25%, YOE = 16%
2026	609213	Montachusett	Harvard	HARVARD- RESURFACING AND BOX WIDENING ON AYER ROAD, FROM ROUTE 2 TO THE AYER TOWN LINE	3	STBG	$11,758,738	$2,500,000	$2,000,000	$500,000	35				Harvard	Project is advance constructed between FFY 2026 and FFY 2027.
Section 1B / Earmark or Discretionary Grant Funded Projects								$640,000	$512,000	$128,000						
Earmark Discretionary								$640,000	$512,000	$128,000						
2026	606890	Berkshire Region	Multiple	ADAMS- NORTH ADAMS- ASHUWILLTICOOK RAIL TRAIL EXTENSION TO ROUTE 8A (HODGES CROSS ROAD)	1	HPP	$7,914,100	$640,000	$512,000	$128,000	4 of 8		27		Adams and North Adams	Total un-escalated TFPC is $6,822,500; $640,000 earmark (Demo ID MA 173).

STIP: 2022 - 2026 (D)

Year	MassDOT Project ID	MPO	Municipality	MassDOT Project Description	District	Funding Source	Adjusted TFPC	Total Programmed Funds	Federal Funds	Non-Federal Funds	MPO Project Score	Entity Receiving Transfer	PSAC Score	Earmark Details	Proponent	Other Information
Federal Fiscal Year 2026								$824,761,289	$698,242,360	$126,518,929						
2026	607977	Boston Region	Multiple	HOPKINTON- WESTBOROUGH- RECONSTRUCTION OF I-90/I-495 INTERCHANGE	3	HIP	$285,366,126	$0	$0	$0						Other FA - SW HIP: $6,784,226 (FY 2022); HIP Boston: $5,176,619 (FY 2022); BUILD Grant: $26,250,000 (FY 2022); HIP BR: $40,000,000 (FY 2023); $111,166,667 WT Funding
Section 2A / State Prioritized Reliability Projects								$295,406,896	$240,683,139	$54,723,757						
Bridge Off-system								$35,102,360	$28,081,888	$7,020,472						
2026	608634	Franklin Region	Deerfield	DEERFIELD- BRIDGE PRESERVATION D-06-001, UPPER ROAD OVER DEERFIELD RIVER	2	STBG-BR-Off	$7,421,413	$7,421,413	$5,937,130	$1,484,283					MassDOT	
2026	609068	Berkshire Region	Sheffield	SHEFFIELD- BRIDGE REPLACEMENT, S-10-015, KELSEY ROAD OVER SCHENOB BROOK	1	STBG-BR-Off	$1,805,424	$1,805,424	$1,444,339	$361,085					MassDOT	
2026	609069	Berkshire Region	Becket	BECKET- BRIDGE REPLACEMENT, B-03-045, QUARRY ROAD OVER CUSHMAN BROOK	1	STBG-BR-Off	$2,550,840	$2,550,840	$2,040,672	$510,168					MassDOT	
2026	609434	Southeastern Mass	Fall River	FALL RIVER- BRIDGE REPLACEMENT, F-02-114 (C0X), JEFFERSON STREET OVER SUCKER BROOK	5	STBG-BR-Off	$2,850,677	$2,850,677	$2,280,542	$570,135						
2026	612074	Merrimack Valley	Lawrence	LAWRENCE- BRIDGE REPLACEMENT, L04012, SHORT STREET OVER SPICKET RIVER	4	STBG-BR-Off	$3,402,326	$3,402,326	$2,721,861	$680,465						
2026	612076	Boston Region	Topsfield	TOPSFIELD- BRIDGE REPLACEMENT, T-06-013, PERKINS ROW OVER MILE BROOK	4	STBG-BR-Off	$3,374,481	$3,374,841	$2,699,873	$674,968						
2026	612083	Franklin Region	Charlemont	CHARLEMONT- BRIDGE REPLACEMENT, C-05-009, CHICKLEY ROAD OVER CHICKLEY RIVER	1	STBG-BR-Off	$4,518,571	$4,518,571	$3,614,857	$903,714					MassDOT	
2026	612085	Franklin Region	Montague	MONTAGUE - BRIDGE REPLACEMENT, M2816A, SIXTH STREET OVER UTILITY CANAL	2	STBG-BR-Off	$9,178,268	$9,178,268	$7,342,614	$1,835,654					MassDOT	
Safety Improvements								$18,898,092	$17,008,283	$1,889,809						
2026	607748	Boston Region	Acton	ACTON- INTERSECTION & SIGNAL IMPROVEMENTS ON SR 2 & SR 111 (MASSACHUSETTS AVENUE) AT PIPER ROAD & TAYLOR ROAD	3	HSIP	$4,382,329	$4,382,329	$3,944,096	$438,233						

STIP: 2022 - 2026 (D)

Year	MassDOT Project ID	MPO	Municipality	MassDOT Project Description	District	Funding Source	Adjusted TFPC	Total Programmed Funds	Federal Funds	Non-Federal Funds	MPO Project Score	Entity Receiving Transfer	PSAC Score	Earmark Details	Proponent	Other Information
Federal Fiscal Year 2026								$824,761,289	$698,242,360	$126,518,929						
2026	608566	Statewide	Marlborough	MARLBOROUGH- IMPROVEMENTS AT ROUTE 20 (EAST MAIN STREET) AT CURTIS AVENUE	3	HSIP	$9,001,722	$550,000	$495,000	$55,000						
2026	610665	Boston Region	Stoneham	STONEHAM- INTERSECTION IMPROVEMENTS AT ROUTE 28 (MAIN STREET), NORTH BORDER ROAD AND SOUTH STREET	4	HSIP	$3,625,001	$0	$0	$0						
2026	611952	Statewide	Multiple	HARVARD- LITTLETON- ACTON- CONCORD- GUIDE AND TRAFFIC SIGN REPLACEMENT ON A SECTION OF ROUTE 2	3	HSIP	$639,595	$639,595	$575,636	$63,960						
2026	611953	Pioneer Valley	Multiple	SPRINGFIELD- CHICOPEE- GUIDE AND TRAFFIC SIGN REPLACEMENT ON A SECTION OF INTERSTATE 291	2	HSIP	$772,896	$772,896	$695,606	$77,290					MassDOT	
2026	611954	Boston Region	Boston	BOSTON- GUIDE AND TRAFFIC SIGN REPLACEMENT ON I-90/I-93 WITHIN CENTRAL ARTERY/TUNNEL SYSTEM	6	HSIP	$2,603,272	$2,603,272	$2,342,945	$260,327						
2026	S12019	Statewide		STATEWIDE- SYSTEMIC COUNTERMEASURES FOR SHSP IMPLEMENTATION (UPDATED SHSP IMPLEMENTATION)		HSIP	$9,950,000	$9,950,000	$8,955,000	$995,000						
Non-Interstate Pavement								$63,361,544	$50,689,235	$12,672,309						
2026	609402	Boston Region	Multiple	FRAMINGHAM- NATICK- RESURFACING AND RELATED WORK ON ROUTE 9	3	NHPP	$14,082,878	$14,082,878	$11,266,302	$2,816,576						
2026	610731	Montachusett	Multiple	FITCHBURG - LEOMINSTER - LANCASTER - PAVEMENT PRESERVATION AND RELATED WORK ON ROUTE 2	3	NHPP	$12,166,093	$12,166,093	$9,732,874	$2,433,219					MassDOT	
2026	611996	Southeastern Mass	New Bedford	NEW BEDFORD- PAVEMENT PRESERVATION AND RELATED WORK ON ROUTE 140	5	NHPP	$12,470,000	$12,470,000	$9,976,000	$2,494,000						
2026	612032	Cape Cod	Multiple	PROVINCETOWN- TRURO- RESURFACING AND RELATED WORK ON ROUTE 6	5	NHPP	$15,751,463	$15,751,463	$12,601,170	$3,150,293	62				MassDOT	
2026	612050	Boston Region	Multiple	BRAINTREE- WEYMOUTH- RESURFACING AND RELATED WORK ON ROUTE 3	6	NHPP	$8,891,110	$8,891,110	$7,112,888	$1,778,222						
Bridge On-system Non-NHS								$7,461,816	$5,969,453	$1,492,363						

STIP: 2022 - 2026 (D)

Year	MassDOT Project ID	MPO	Municipality	MassDOT Project Description	District	Funding Source	Adjusted TFPC	Total Programmed Funds	Federal Funds	Non-Federal Funds	MPO Project Score	Entity Receiving Transfer	PSAC Score	Earmark Details	Proponent	Other Information
Federal Fiscal Year 2026								$824,761,289	$698,242,360	$126,518,929						
2026	612075	Boston Region	Salem	SALEM- BRIDGE REPLACEMENT, S-01-024, JEFFERSON AVENUE OVER PARALLEL STREET	4	STBG	$3,354,720	$3,354,720	$2,683,776	$670,944						
2026	612099	Boston Region		ASHLAND- BRIDGE REPLACEMENT, A-14-006, CORDAVILLE ROAD OVER SUDBURY RIVER	3	STBG	$4,107,096	$4,107,096	$3,285,677	$821,419						
Bridge On-system NHS								$108,772,946	$87,018,357	$21,754,589						
2026	605304	Merrimack Valley	Haverhill	HAVERHILL- BRIDGE REPLACEMENT, H-12-007 & H-12-025, BRIDGE STREET (SR 125) OVER THE MERRIMACK RIVER AND THE ABANDONED B&M RR (PROPOSED BIKEWAY)	4	NHPP	$112,166,208	$28,335,801	$22,668,641	$5,667,160						Project ACd over 2024-2028
2026	606522	Merrimack Valley	Andover	ANDOVER- BRIDGE REHABILITATION, A-09-036, I-495 OVER ST 28 (SB), A-09-037, I-495 OVER B&M AND MBTA, A-09-041, I-495 OVER ST 28 (NB)	4	NHPP	$186,921,000	$34,108,145	$27,286,516	$6,821,629						Project ACd over 2024-2028
2026	606527	Southeastern Mass	New Bedford	NEW BEDFORD- SUPERSTRUCTURE REPLACEMENT, N-06-020, I-195 (EB & WB) RAMP C & F OVER ST 18, COUNTY STREET, STATE STREET, MASS COASTAL RAILROAD, PURCHASE STREET, WELD STREET, INCLUDES REPLACING N-06-046, I-195 (EB) RAMP F OVER WELD STREET	5	NHPP	$125,786,248	$7,310,325	$5,848,260	$1,462,065						
2026	609466	Merrimack Valley	Haverhill	HAVERHILL- BRIDGE REPLACEMENT, H-12-040, I-495 (NB & SB) OVER MERRIMACK RIVER	4	NHPP	$99,783,090	$39,018,675	$31,214,940	$7,803,735						Project ACd over 2024-2027
Interstate Pavement								$24,678,130	$22,210,317	$2,467,813						
2026	611990	Southeastern Mass	Multiple	SOMERSET- SWANSEA- PAVEMENT PRESERVATION & RELATED WORK ON I-195	5	NHPP-I	$24,678,130	$24,678,130	$22,210,317	$2,467,813						
Roadway Improvements								$1,160,000	$928,000	$232,000						
2026	609393	Statewide		DISTRICT 5- STORMWATER IMPROVEMENTS AT VARIOUS LOCATIONS ON CAPE COD	5	STBG	$1,160,000	$1,160,000	$928,000	$232,000						
Bridge Systematic Maintenance								$7,024,493	$5,619,594	$1,404,899						

STIP: 2022 - 2026 (D)

Year	MassDOT Project ID	MPO	Municipality	MassDOT Project Description	District	Funding Source	Adjusted TFPC	Total Programmed Funds	Federal Funds	Non-Federal Funds	MPO Project Score	Entity Receiving Transfer	PSAC Score	Earmark Details	Proponent	Other Information
Federal Fiscal Year 2026								$824,761,289	$698,242,360	$126,518,929						
2026	612069	Statewide		DISTRICT 1- SYSTEMATIC BRIDGE MAINTENANCE AT VARIOUS LOCATIONS	1	NHPP	$366,819	$366,819	$293,455	$73,364						
2026	612070	Statewide		DISTRICT 2- SYSTEMATIC BRIDGE MAINTENANCE AT VARIOUS LOCATIONS	2	NHPP	$1,254,996	$1,254,996	$1,003,997	$250,999						
2026	612071	Statewide		DISTRICT 3- SYSTEMATIC BRIDGE MAINTENANCE AT VARIOUS LOCATIONS	3	NHPP	$1,047,141	$1,047,141	$837,713	$209,428						
2026	612072	Statewide		DISTRICT 4- SYSTEMATIC BRIDGE PRESERVATION	4	NHPP	$1,393,449	$1,393,449	$1,114,759	$278,690						
2026	612081	Statewide		DISTRICT 5- SYSTEMATIC BRIDGE PRESERVATION	5	NHPP	$1,047,141	$1,047,141	$837,713	$209,428						
2026	612082	Statewide		DISTRICT 6- SYSTEMATIC BRIDGE MAINTENANCE AT VARIOUS LOCATIONS	6	NHPP	$1,914,947	$1,914,947	$1,531,958	$382,989						
Bridge Inspections								$28,947,515	$23,158,012	$5,789,503						
2026	S12015	Statewide		2026 Bridge Inspection & Data Control		STBG-BR-Off	$27,091,435	$8,127,431	$6,501,945	$1,625,486						
2026	S12015	Statewide		2026 Bridge Inspection & Data Control		NHPP	$27,091,435	$20,820,084	$16,656,067	$4,164,017						
Section 2B / State Prioritized Modernization Projects								$92,987,671	$80,700,601	$12,287,070						
Intersection Improvements								$16,882,593	$14,771,747	$2,110,846						
2026	607759	Boston Region	Boston	BOSTON- INTERSECTION & SIGNAL IMPROVEMENTS AT THE VFW PARKWAY & SPRING STREET	6	STBG	$4,225,870	$4,225,870	$3,380,696	$845,174						
2026	608566	Statewide	Marlborough	MARLBOROUGH- IMPROVEMENTS AT ROUTE 20 (EAST MAIN STREET) AT CURTIS AVENUE	3	HSIP	$9,001,722	$8,451,722	$7,606,550	$845,172						
2026	610665	Boston Region	Stoneham	STONEHAM- INTERSECTION IMPROVEMENTS AT ROUTE 28 (MAIN STREET), NORTH BORDER ROAD AND SOUTH STREET	4	HSIP	$4,205,001	$4,205,001	$3,784,501	$420,500						
Roadway Reconstruction								$67,247,918	$58,843,126	$8,404,792						

STIP: 2022 - 2026 (D)

Year	MassDOT Project ID	MPO	Municipality	MassDOT Project Description	District	Funding Source	Adjusted TFPC	Total Programmed Funds	Federal Funds	Non-Federal Funds	MPO Project Score	Entity Receiving Transfer	PSAC Score	Earmark Details	Proponent	Other Information
Federal Fiscal Year 2026								$824,761,289	$698,242,360	$126,518,929						
2026	602659	Central Mass	Multiple	CHARLTON- OXFORD- RECONSTRUCTION ON ROUTE 20, FROM RICHARDSON'S CORNER EASTERLY TO ROUTE 12, INCLUDES REHAB OF C-06-023 & REPLACEMENT OF O-06-002	3	NHPP	$71,344,050	$6,800,000	$5,440,000	$1,360,000	22		50.3		MassDOT	Construction, Total Project Cost = $71,344,050, Project is AC'd between 2022 and 2026, Design Status = 25%
2026	607977	Boston Region	Multiple	HOPKINTON- WESTBOROUGH- RECONSTRUCTION OF I-90/I-495 INTERCHANGE	3	NFP-I	$285,366,126	$35,291,855	$31,762,670	$3,529,186						Other FA - SW HIP: $6,784,226 (FY 2022); HIP Boston: $5,176,619 (FY 2022); BUILD Grant: $26,250,000 (FY 2022); HIP BR: $40,000,000 (FY 2023); $111,166,667 WT Funding
2026	608049	Southeastern Mass	Fall River	FALL RIVER- CORRIDOR IMPROVEMENTS ON ROUTE 79/DAVOL STREET	5	NHPP-I	$97,787,500	$15,156,063	$13,640,457	$1,515,606						AC'd FFY 2022-2026; HIP BR funds FFY 2022 & FFY 2024
2026	S12007	Statewide	Multiple	Safe Routes to School (SRTS) Infrastructure FFY 2026		TAP	$10,000,000	$10,000,000	$8,000,000	$2,000,000						
Intelligent Transportation Systems								$8,857,160	$7,085,728	$1,771,432						
2026	S12009	Statewide		STATEWIDE- INTELLIGENT TRANSPORTATION SYSTEMS (YEAR 2026)		NHPP	$8,857,160	$8,857,160	$7,085,728	$1,771,432						
Section 2C / State Prioritized Expansion Projects								$30,940,857	$24,752,686	$6,188,171						
Bicycle and Pedestrian								$30,940,857	$24,752,686	$6,188,171						
2026	606890	Berkshire Region	Multiple	ADAMS- NORTH ADAMS- ASHUWILLTICOOK RAIL TRAIL EXTENSION TO ROUTE 8A (HODGES CROSS ROAD)	1	CMAQ	$7,914,100	$7,274,100	$5,819,280	$1,454,820	4 of 8		27		Adams and North Adams	Total un-escalated TFPC is $6,822,500; $640,000 earmark (Demo ID MA 173).
2026	607329	Boston Region	Multiple	WAKEFIELD- LYNNFIELD- RAIL TRAIL EXTENSION, FROM THE GALVIN MIDDLE SCHOOL TO LYNNFIELD/PEABODY T.L.	4	CMAQ	$11,673,936	$11,673,936	$9,339,149	$2,334,787						
2026	607570	Berkshire Region	Lee	LEE- BIKEWAY CONSTRUCTION, FROM STOCKBRIDGE T.L. TO WEST PARK STREET (PHASE 1)	1	CMAQ	$6,459,604	$6,459,604	$5,167,683	$1,291,921	4 of 8		28		Town of Lee	
2026	609108	Montachusett	Gardner	GARDNER- BIKE PATH BRIDGE CONSTRUCTION, NORTH CENTRAL PATHWAY OVER ROUTE 140	3	STBG	$5,533,217	$5,533,217	$4,426,574	$1,106,643			21		City of Gardner	
Section 3 / Planning/Adjustments/Pass-throughs								$194,421,613	$182,387,437	$12,034,176						

STIP: 2022 - 2026 (D)

Award Adjustments, Change Orders, etc.								$15,321,920	$12,383,683	$2,938,237							
2026	S12142	Statewide		Awards, Adjustments, Change Orders, etc. (FFY 2026)		STBG-BR-Off	$15,321,920	$810,944	$648,755	$162,189							
2026	S12142	Statewide		Awards, Adjustments, Change Orders, etc. (FFY 2026)		CMAQ	$15,321,920	$608,208	$486,566	$121,642							
2026	S12142	Statewide		Awards, Adjustments, Change Orders, etc. (FFY 2026)		HSIP	$15,321,920	$1,261,469	$1,135,322	$126,147							
2026	S12142	Statewide		Awards, Adjustments, Change Orders, etc. (FFY 2026)		NHPP	$15,321,920	$10,208,466	$8,166,773	$2,041,693							
2026	S12142	Statewide		Awards, Adjustments, Change Orders, etc. (FFY 2026)		STBG	$15,321,920	$2,230,097	$1,784,078	$446,019							
2026	S12142	Statewide		Awards, Adjustments, Change Orders, etc. (FFY 2026)		TAP	$15,321,920	$202,736	$162,189	$40,547							
ABP GANS Repayment								$133,620,000	$133,620,000	$0							
2026	S12147	Statewide		ABP GANS (FFY 2026)		NHPP-G	$133,620,000	$133,620,000	$133,620,000	$0							
Metropolitan Planning								$12,511,095	$10,008,876	$2,502,219							
2026	S12152	Statewide		Metropolitan Planning (FFY 2027 UPWPs) - PL & SPR		PL	$12,511,095	$12,511,095	$10,008,876	$2,502,219							
State Planning & Research								$25,538,819	$20,431,055	$5,107,764							
2026	S12157	Statewide		SPR Work Program (FFY 2027)		PL	$25,538,819	$25,538,819	$20,431,055	$5,107,764							
Recreational Trails								$1,483,411	$1,186,729	$296,682							
2026	S12163	Statewide		RECREATIONAL TRAILS PROGRAM (FFY 2026)		REC	$1,483,411	$1,483,411	$1,186,729	$296,682							
Railroad Grade Crossings								$2,222,222	$1,777,778	$444,444							
2026	S12168	Statewide		RAIL ROAD CROSSINGS (FFY 2026)		RRHE	$2,222,222	$1,111,111	$888,889	$222,222							
2026	S12168	Statewide		RAIL ROAD CROSSINGS (FFY 2026)		RRPD	$2,222,222	$1,111,111	$888,889	$222,222							
SRTS Education								$1,749,146	$1,399,317	$349,829							
2026	S12173	Statewide		SRTS EDUCATION (FFY 2026)		TAP	$1,749,186	$1,749,146	$1,399,317	$349,829							
Transit Grant Program								$1,975,000	$1,580,000	$395,000							
2026	S12178	Statewide		TRANSIT GRANT PROGRAM (FFY 2026)		CMAQ	$1,975,000	$1,975,000	$1,580,000	$395,000							

5307

Project Number	Agency	Line Item	Project Description	Carry Over	Federal Funds	State Funds	TDC	Local Funds	Total
RTD0009495	BRTA	111204	Berkshire Regional Transit Authority/BUY REPLACEMENT <30 FT BUS		$96,185	$24,046	$0	$0	$120,231
RTD0009488	BRTA	1000002	Berkshire Regional Transit Authority/PREVENTIVE MAINTENANCE		$160,000	$40,000	$0	$0	$200,000
RTD0009606	LRTA	442400	Lowell Regional Transit Authority/SHORT RANGE TRANSIT PLANNING 2022		$88,000	$0	$0	$22,000	$110,000
RTD0009607	LRTA	111240	Lowell Regional Transit Authority/BUY ASSOC CAP SPARE PARTS		$104,000	$26,000	$0	$0	$130,000
RTD0009622	LRTA	111240	Lowell Regional Transit Authority/BUY CAP MAINT ITEMS (IT EQUIPMENT)		$12,000	$3,000	$0	$0	$15,000
RTD0010119	LRTA	114211	Lowell Regional Transit Authority/NON-REVENUE VEHICLE REPLACEMENT OF SERVICE TRUCK/PLOW		$52,000	$13,000	$0	$0	$65,000
RTD0009614	LRTA	114220	Lowell Regional Transit Authority/TERMINAL & BUILDING EQUIPMENT AND MAINTENANCE		$160,000	$40,000	$0	$0	$200,000
RTD0009933	MART	114220	MART-Upgrade IT Related Support Equipment		$96,000	$24,000	$0	$0	$120,000
RTD0010080	MART	113220	MART-Multiple Locations: Spare sewer pumps		$9,000	$2,250	$0	$0	$11,250
RTD0010092	MART	117102	MART-Multiple Locations: A&E Surveys & Design		$12,000	$3,000	$0	$0	$15,000
RTD0009942	MART	119401	MART-Rehab Historic Transit Bldg-Athol Depot		$240,000	$60,000	$0	$0	$300,000
RTD0010081	MART	117109	MART Fleet Maintenance-5 Allison B400R Transmissions		$40,000	$10,000	$0	$0	$50,000
RTD0009931	MART	119202	MART- Multiple Locations: Buy Bus Shelters		$16,000	$4,000	$0	$0	$20,000
RTD0010087	MART	114403	MART-Keys and Access Control - Water St, Fitchburg		$48,000	$12,000	$0	$0	$60,000
RTD0009934	MART	114401	MART-Rehab Leominster Admin/Storage Facility		$200,000	$50,000	$0	$0	$250,000

RTD0009963	MART	111204	MART-Vehicle Replacements: Size D Low-floor Cutaways (2)	$212,000	$53,000	$0	$0	$265,000
RTD0010093	MART	113403	MART-Rehab Fitchburg Intermodal Center	$120,000	$30,000	$0	$0	$150,000
RTD0010079	MART	114403	MART-Rehab Maintenance Bays - Water St, Fitchburg	$80,000	$20,000	$0	$0	$100,000
RTD0010082	MART	117109	MART Fleet Maintenance-5 Ford Transmissions	$32,000	$8,000	$0	$0	$40,000
RTD0009949	MART	113403	MART-Rehab Fitchburg Intermodal Center	$600,000	$150,000	$0	$0	$750,000
RTD0009932	MART	111215	MART-Vehicle Replacements: Cutaways (5)	$282,000	$70,500	$0	$0	$352,500
RTD0010088	MART	111502	MART Fleet Maintenance-Rehab 2013 Buses (2)	$240,000	$60,000	$0	$0	$300,000
RTD0010053	MVRTA	114402	Merrimack Valley Regional Transit Authority HQ Facility Repairs	$545,600	$136,400	$0	$0	$682,000
RTD0009672	MVRTA	300901	Merrimack Valley Regional Transit Authority Operating Assistance	$644,945	$644,945	$0	$0	$1,289,890
RTD0009669	MVRTA	117A00	Merrimack Valley Regional Transit Authority Preventative Maintenance	$2,889,070	$722,265	$0	$0	$3,611,335
RTD0009670	MVRTA	117C00	Merrimack Valley Regional Transit Authority ADA Paratransit Service	$1,441,305	$360,325	$0	$0	$1,801,630
RTD0009673	MVRTA	111202	Merrimack Valley Regional Transit Authority Replace 9 Model Yr 2009 35' buses delivery 2022	$3,269,223	$1,188,807	$0	$0	$4,458,030
RTD0009671	MVRTA	442400	Merrimack Valley MPO Short Range Transit Planning	$80,000	$0	$0	$20,000	$100,000
RTD0009680	MVRTA	114211	Merrimack Valley Regional Transit Authority Replace 1 model year 2016 supervisory vehicle	$39,095	$9,775	$0	$0	$48,870
RTD0009572	GATRA	117C00	Greater Attleboro Taunton Regional Transit Authority/Non Fixed Route ADA Paratransit Operating	$1,200,000	$300,000	$0	$0	$1,500,000
RTD0009569	GATRA	117A00	Greater Attleboro Taunton Regional Transit Authority/Preventative Maintenance	$3,920,000	$980,000	$0	$0	$4,900,000
RTD0009592	GATRA	117L00	Greater Attleboro Taunton Regional Transit Authority/Mobility Management	$140,000	$35,000	$0	$0	$175,000
RTD0010205	GATRA	115204	Greater Attleboro Taunton Regional Transit Authority/Purchase AVL System	$400,000	$100,000	$0	$0	$500,000
RTD0009570	GATRA	300901	Greater Attleboro Taunton Regional Transit Authority/Fixed Route Operating Assistance	$600,000	$600,000	$0	$0	$1,200,000

RTD0009568	GATRA	442400	Greater Attleboro Taunton Regional Transit Authority/Short Range Transit Planning	$80,000	$20,000	$0	$0	$100,000
RTD0009571	GATRA	114220	Greater Attleboro Taunton Regional Transit Authority/Miscellaneous Support Equipment	$80,000	$20,000	$0	$0	$100,000
RTD0009724	SRTA	114220	Southeastern Regional Transit Authority / ACQUIRE - TRANSIT ENHANCEMENTS	$8,000	$2,000	$0	$0	$10,000
RTD0009750	SRTA	114220	Southeastern Regional Transit Authority / ACQUIRE - MISC OPS/MAINT SUPPORT EQUIPMENT	$16,000	$4,000	$0	$0	$20,000
RTD0009736	SRTA	111640	Southeastern Regional Transit Authority / LEASE ASSOC CAP MAINT ITEMS (Tire Lease)	$72,000	$18,000	$0	$0	$90,000
RTD0008654	SRTA	442400	Southeastern Regional Transit Authority / SHORT RANGE TRANSIT PLANNING	$60,000	$0	$0	$15,000	$75,000
RTD0009725	SRTA	114211	Southeastern Regional Transit Authority / ACQUIRE - OPS/MAINT SUPPORT VEHICLES (1)	$32,000	$8,000	$0	$0	$40,000
RTD0009771	SRTA	114207	Southeastern Regional Transit Authority / ACQUIRE - ADP HARDWARE / SOFTWARE (ITS)	$200,000	$50,000	$0	$0	$250,000
RTD0009751	SRTA	114100	Southeastern Regional Transit Authority / ENGINEERING & DESIGN - BUS SUPPORT EQUIP/FACIL	$30,000	$7,500	$0	$0	$37,500
RTD0009723	SRTA	300901	Southeastern Regional Transit Authority / UP TO 50% FEDERAL SHARE - Operating Assistance	$3,476,457	$3,476,457	$0	$0	$6,952,914
RTD0010364	SRTA	111202	Southeastern Regional Transit Authority / BUY REPLACEMENT 35-FT BUS (3)	$750,000	$150,000	$0	$0	$900,000
RTD0009501	CATA	117A00	Cape Ann TA-Preventive Maintenance	$285,000	$0	$0	$71,250	$356,250
RTD0009502	CATA	114206	Cape Ann TA-acquire shop equip/small capital	$30,000	$7,500	$0	$0	$37,500
RTD0010004	MWRTA	440000	MWRTA - TECHNOLOGY SUPPORT/CAPITAL OUTREACH	$60,000	$15,000	$0	$0	$75,000
RTD0010155	MWRTA	114210	MWRTA - 2022 AFC TRANSITION - ACQUIRE - MOBILE FARE COLL EQUIP	$75,000	$75,000	$0	$0	$150,000
RTD0010002	MWRTA	117C00	MWRTA - OPERATING ASSISTANCE NON FIXED ROUTE ADA PARA SERV	$1,600,000	$400,000	$0	$0	$2,000,000

RTD0009269	MWRTA	111204	MWRTA - VEHICLE REPLACEMENT 1 E2(a) w/options	$60,000	$15,000	$0	$0	$75,000
RTD0010003	MWRTA	113403	METROWEST RTA/TERMINAL, INTERMODAL (TRANSIT) - BLANDIN	$490,347	$122,587	$0	$0	$612,934
RTD0010209	MWRTA	114200	METROWEST RTA/ACQUISITION OF BUS SUPPORT EQUIP/FACILITIES	$83,000	$20,750	$0	$0	$103,750
RTD0010015	MWRTA	113403	MWRTA - FCRS Intermodal - Framingham Commuter Rail Station	$4,000	$1,000	$0	$0	$5,000
RTD0009966	MBTA	121200	Revenue Vehicle Program - 5307	$117,756,381	$0	$0	$29,439,095	$147,195,476
RTD0010356	MBTA	123400	Stations and Facilities Program - 5307	$32,083,190	$0	$0	$8,020,798	$40,103,988
RTD0010233	PVTA	114402	Pioneer Valley Transit Authority / REHAB/RENOVATE - MAINTENANCE FACILITY - Northampton Bus Maintenance Facility Generator Replace	$260,000	$65,000	$0	$0	$325,000
RTD0010231	PVTA	114405	Pioneer Valley Transit Authority / REHAB/RENOVATE - YARDS AND SHOPS - Install new exterior lighting at Northampton Bus Maintenance Facility	$96,000	$24,000	$0	$0	$120,000
RTD0009835	PVTA	442301	Pioneer Valley Transit Authority / LONGTERM TRANS PLAN - SYSTEM LEVEL	$196,000	$49,000	$0	$0	$245,000
RTD0009864	PVTA	114402	Pioneer Valley Transit Authority / Main Street Paratransit O&M Facility - Yr 4 - Replace Generator w/ electrical upgrades	$224,000	$56,000	$0	$0	$280,000
RTD0009870	PVTA	116100	Pioneer Valley Transit Authority / ENGINEERING & DESIGN Cottage St at Robbins Road	$32,000	$8,000	$0	$0	$40,000
RTD0009827	PVTA	111202	Pioneer Valley Transit Authority / Replace 35' Buses (6)	$2,471,542	$31,811	$462,497	$0	$2,503,353
RTD0008751	PVTA	119406	Pioneer Valley Transit Authority / Bike Access for shelters and Buses	$5,600	$1,400	$0	$0	$7,000
RTD0009830	PVTA	119402	Pioneer Valley Transit Authority / Purchase Shelters and shelter accessories	$52,000	$13,000	$0	$0	$65,000
RTD0009833	PVTA	117A00	Pioneer Valley Transit Authority/Preventive Maintenance	$3,178,384	$794,596	$0	$0	$3,972,980
RTD0010230	PVTA	114406	Pioneer Valley Transit Authority / REHAB/RENOVATE - SHOP EQUIPMENT - Replace Fluid Pumps Dispenser System	$72,000	$18,000	$0	$0	$90,000

RTD0009865	PVTA	114211	Pioneer Valley Transit Authority / Purchase replacement support vehicles (2)	$55,090	$13,773	$0	$0	$68,863
RTD0010234	PVTA	114402	Pioneer Valley Transit Authority / REHAB/RENOVATE - MAINTENANCE FACILITY Umass O&M Facility Generator replacementcement	$300,000	$75,000	$0	$0	$375,000
RTD0009868	PVTA	111401	Pioneer Valley Transit Authority / REHAB/REBUILD 40-FT BUS (6)	$1,282,879	$320,720	$0	$0	$1,603,599
RTD0009848	PVTA	114406	Pioneer Valley Transit Authority / Purchase shop equipment	$80,000	$20,000	$0	$0	$100,000
RTD0009828	PVTA	114411	Pioneer Valley Transit Authority / Replace Supervisory Vehicles (2)	$43,200	$10,800	$0	$0	$54,000
RTD0009831	PVTA	119408	Pioneer Valley Transit Authority / Signage & Lighting	$8,854	$1,634	$0	$0	$10,488
RTD0010232	PVTA	114404	Pioneer Valley Transit Authority / REHAB/RENOVATE - STORAGE FACILITY - Umass Bus O&M Facility New lighting in Service and Storage	$96,000	$24,000	$0	$0	$120,000
RTD0009834	PVTA	117C00	Pioneer Valley Transit Authority / NON FIXED ROUTE ADA PARA SERV	$928,055	$232,014	$0	$0	$1,160,069
RTD0010229	PVTA	117A00	Pioneer Valley Transit Authority / PREVENTIVE MAINTENANCE - PVTA Facilties State of Good Repair	$16,000	$4,000	$0	$0	$20,000
RTD0009826	PVTA	111201	Pioneer Valley Transit Authority / Purchase 40' Replacement Buses (6)	$1,758,589	$812,944	$0	$0	$2,571,533
RTD0010235	PVTA	114401	Pioneer Valley Transit Authority / REHAB/RENOVATE - ADMINISTRATIVE FACILITY - Carpet Replacement / Floor Repairs at the Admin/Main Street Building	$48,000	$12,000	$0	$0	$60,000
RTD0009869	PVTA	111402	Pioneer Valley Transit Authority / REHAB/REBUILD 35-FT BUS (4)	$690,453	$172,613	$0	$0	$863,066
RTD0009829	PVTA	114402	Pioneer Valley Transit Authority / Environmental Compliance	$16,000	$4,000	$0	$0	$20,000
RTD0009832	PVTA	116202	Pioneer Valley Transit Authority / Information Technology Systems	$1,212,687	$1,212,687	$0	$0	$2,425,374
RTD0009521	CCRTA	111203	Cape Cod Regional Transit Authority/BUY REPLACEMENT 35-FT BUS (Statewide 5339 funds)	$633,066	$949,599	$0	$0	$1,582,665
RTD0009518	CCRTA	117C00	Cape Cod Regional Transit Authority/NON FIXED ROUTE ADA PARA SERV	$600,000	$150,000	$0	$0	$750,000

RTD0009541	CCRTA	111700	Cape Cod Regional Transit Authority/111303 BUY 30-FT BUS FOR EXPANSION		$800,000	$200,000	$0	$0	$1,000,000
RTD0009519	CCRTA	300900	Cape Cod Regional Transit Authority/OPERATING ASSISTANCE-Fixed Route/Demand Response		$800,000	$800,000	$0	$0	$1,600,000
RTD0009522	CCRTA	111204	Cape Cod Regional Transit Authority/BUY REPLACEMENT <30 FT BUS (Low Floor Cutaways)		$372,000	$93,000	$0	$0	$465,000
RTD0010116	CCRTA	442400	Cape Cod Regional Transit Authority/Hyannis Transportation Center Campus/SHORT RANGE TRANSIT PLANNING		$40,000	$10,000	$0	$0	$50,000
RTD0009520	CCRTA	117A00	Cape Cod Regional Transit Authority/PREVENTIVE MAINTENANCE		$5,700,000	$1,425,000	$0	$0	$7,125,000
RTD0009517	CCRTA	117L00	Cape Cod Regional Transit Authority/MOBILITY MANAGEMENT		$1,200,000	$300,000	$0	$0	$1,500,000
RTD0009901	BAT	113403	BAT - TERMINAL, INTERMODAL CENTRE - Pavement Management	2020 - $200,000	$200,000	$50,000	$0	$0	$250,000
RTD0009907	BAT	111240	BAT - BUY ASSOC CAP MAINT ITEMS	2020 - $80,000	$80,000	$20,000	$0	$0	$100,000
RTD0009899	BAT	300901	BAT - OPERATING ASSISTANCE	2020 - $691,856; 2021 - $1,908,144	$2,600,000	$2,600,000	$0	$0	$5,200,000
RTD0009896	BAT	114220	BAT - ACQUIRE - MISC SUPPORT EQUIPMENT	2020 - $80,000	$80,000	$20,000	$0	$0	$100,000
RTD0009900	BAT	111201	BAT - BUY REPLACEMENT 40-FT BUS - (3)		$355,000	$88,750	$0	$0	$443,750
RTD0009897	BAT	114211	BAT - ACQUIRE REPLACEMENT SUPPORT VEHICLE - (1)	2020 - $36,000	$36,000	$9,000	$0	$0	$45,000
RTD0010173	BAT	114206	BAT - ACQUIRE SHOP EQUIPMENT Lifts and Equipment	2020 - $320,000	$320,000	$80,000	$0	$0	$400,000
RTD0009775	WRTA	111215	Worcester Regional Transit Authority: Buy Replacement Van (5)		$650,000	$0	$130,000	$0	$650,000
RTD0009778	WRTA	114208	Worcester Regional Transit Authority: Purchase Software to Support Operations		$235,200	$58,800	$0	$0	$294,000
RTD0009781	WRTA	113401	Worcester: Renovations and Maintenance to WRTA Hub		$20,000	$5,000	$0	$0	$25,000
RTD0009776	WRTA	111240	Worcester Regional Transit Authority: Purchase Spare Parts for Revenue Rolling Stock		$486,716	$121,679	$0	$0	$608,395
RTD0009779	WRTA	119402	Worcester Regional Transit Authority: Purchase Fixed Route Bus Shelters		$65,600	$16,400	$0	$0	$82,000

RTD0009774	WRTA	114211	Worcester Regional Transit Authority: Buy Replacement Support Vehicles (2)		$133,600	$33,400	$0	$0	$167,000
RTD0009777	WRTA	114207	Worcester Regional Transit Authority: Purchase Computer Hardware Equipment		$282,400	$70,600	$0	$0	$353,000
RTD0009783	WRTA	300901	Worcester Regional Transit Authority: Operating Assistance - Fixed Route		$3,632,571	$3,632,571	$0	$0	$7,265,142
RTD0009823	WRTA	114402	Worcester: Renovations and Maintenance to WRTA Maintenance and Operations Facility		$36,000	$9,000	$0	$0	$45,000
RTD0009780	WRTA	119208	Worcester Regional Transit Authority: Purchase Bus Stop and Electronic Signage for Fixed Route		$18,432	$4,608	$0	$0	$23,040
RTD0009772	WRTA	114220	Worcester Regional Transit Authority: Purchase Support Equipment for Fixed Route and Demand Response		$148,292	$37,073	$0	$0	$185,365
RTD0010327	WRTA	111202	WRTA Buy Replacement 35-FT Bus (8)		$3,596,289	$0	$719,258	$0	$3,596,289
					$211,644,297	$24,954,579	$1,311,755	$37,588,143	$274,187,019

5309

Project Number	Agency	Line Item	Project Description	Carry Over	Federal Funds	State Funds	TDC	Local Funds	Total
RTD0009969	MBTA	132303	Green Line Extension		$46,121,000	$0	$0	$46,121,000	$92,242,000
					$46,121,000	$0	$0	$46,121,000	$92,242,000

5310

Project Number	Agency	Line Item	Project Description	Carry Over	Federal Funds	State Funds	TDC	Local Funds	Total
RTD0010027	MassDOT	111200	Mobility Assistance Program		$6,344,018	$4,000,000	$0	$0	$10,344,018
					$6,344,018	$4,000,000	$0	$0	$10,344,018

5311

Project Number	Agency	Line Item	Project Description	Carry Over	Federal Funds	State Funds	TDC	Local Funds	Total
RTD0009705	NRTA	300900	Rural Operating Assistance		$605,955	$0	$0	$605,955	$1,211,910
RTD0009631	VTA	300901	VTA Operating Assistance - UP TO 50% FEDERAL SHARE		$1,500,000	$1,500,000	$0	$0	$3,000,000
RTD0010025	MassDOT	300900	Rural Formula		$2,281,021	$0	$0	$3,749,029	$6,030,050

					$4,386,976	$1,500,000	$0	$4,354,984	$10,241,960

5337

Project Number	Agency	Line Item	Project Description	Carry Over	Federal Funds	State Funds	TDC	Local Funds	Total
RTD0009970	MBTA	122405	Bridge & Tunnel Program - 5337		$47,231,542	$0	$0	$11,807,886	$59,039,428
RTD0009973	MBTA	123400	Stations and Facilities Program - 5337		$23,283,525	$0	$0	$5,820,881	$29,104,406
RTD0009971	MBTA	121200	Revenue Vehicle Program - 5337		$12,131,862	$0	$0	$3,032,966	$15,164,828
RTD0009972	MBTA	126301	Signals/Systems Upgrade Program - 5337		$68,437,082	$0	$0	$17,109,270	$85,546,352
RTD0009782	WRTA	113403	Worcester: Rehabilitation of Union Station		$2,926,091	$0	$0	$731,523	$3,657,614
					$154,010,102	$0	$0	$38,502,526	$192,512,628

5339

Project Number	Agency	Line Item	Project Description	Carry Over	Federal Funds	State Funds	TDC	Local Funds	Total
RTD0010108	LRTA	114220	Lowell Regional Transit Authority/PURCHASE AUTOMATED PASSENGER COUNTERS FOR FIXED ROUTE FLEET		$175,047	$60,000	$0	$0	$300,000
RTD0010123	SRTA	114400	Southeastern Regional Transit Authority / REHAB/RENOVATE BUS SUPPORT FACIL/EQUIP		$124,000	$31,000	$0	$0	$155,000
RTD0009720	SRTA	111215	Southeastern Regional Transit Authority / BUY REPLACEMENT VAN		$20,000	$5,000	$0	$0	$25,000
RTD0009974	MBTA	111400	Bus Program - 5339		$6,874,416	$0	$0	$1,718,604	$8,593,020
RTD0010347	PVTA	111201	BUY REPLACEMENT 40-FT BUS		$488,396	$97,679	$0	$0	$586,075
RTD0010349	PVTA	111202	BUY REPLACEMENT 35-FT BUS		$488,396	$97,679	$0	$0	$586,075
RTD0009515	CCRTA	114207	Cape Cod Regional Transit Authority/Hyannis and South Dennis/ACQUIRE - ADP HARDWARE		$19,840	$4,960	$0	$0	$24,800
RTD0009516	CCRTA	114220	Cape Cod Regional Transit Authority/South Dennis Bus Operations Center/ACQUIRE - MISC SUPPORT EQUIPMENT		$371,395	$92,849	$0	$0	$464,244
RTD0009514	CCRTA	119202	Cape Cod Regional Transit Authority/Dennis Harwich Rts 28/134/PURCHASE BUS SHELTERSPURCHASE BUS SHELTERS		$60,800	$15,200	$0	$0	$76,000

RTD0009540	CCRTA	114301	Cape Cod Regional Transit Authority/South Dennis Bus Operations Center/REHAB/RENOVATE - MAINTENANCE FACILITY		$400,000	$100,000	$0	$0	$500,000
RTD0010409	BAT	111201	BAT - BUY REPLACEMENT 40-FT BUS - (3)		$395,000	$0	$98,750	$0	$395,000
RTD0009773	WRTA	111201	Worcester Regional Transit Authority: Buy Replacement 35 FT Bus (8)		$587,274	$0	$117,455	$0	$587,274
RTD0010026	MassDOT	111200	Bus and Bus Facilities (Statewide)		$3,500,000	$0	$700,000	$0	$3,500,000
					$13,504,564	$504,367	$916,205	$1,718,604	$15,792,488

Other Federal

Project Number	Agency	Line Item	Project Description	Carry Over	Federal Funds	State Funds	TDC	Local Funds	Total
RTD0009615	LRTA	111215	Lowell Regional Transit Authority/REVENUE VEHICLE REPLACEMENT OF FIXED ROUTE CUTAWAY VANS (5339b)		$540,000	$180,000	$0	$0	$720,000
RTD0009605	LRTA	300901	Lowell Regional Transit Authority/OPERATING ASSISTANCE 2022 (CARES ACT)		$2,850,000	$4,039,230	$0	$3,080,375	$12,724,881
RTD0009623	LRTA	111240	Lowell Regional Transit Authority/BUY REPLACEMENT FIXED ROUTE LIFTS (5) (5339b)		$240,000	$60,000	$0	$0	$300,000
RTD0009752	SRTA	114400	Southeastern Regional Transit Authority / REHAB/RENOVATE BUS SUPPORT FACIL/EQUIP - Rotating Small Urban 5339		$339,566	$84,892	$0	$0	$424,458
RTD0009753	SRTA	111202	Southeastern Regional Transit Authority / BUY REPLACEMENT 35-FT BUS (3) Statewide 5339		$450,000	$150,000	$0	$0	$600,000
RTD0010183	FRTA	114302	Franklin Regional Transit Authority/CONSTRUCT - MAINTENANCE FACILITY		$6,000,000	$3,000,000	$0	$0	$9,000,000
RTD0010336	MWRTA	111215	MWRTA - Vehicle Replacement - Cutaways (11)		$1,043,992	$0	$260,998	$0	$1,043,992
RTD0009975	MBTA	126301	PTC - RRIF/TIFIA Financing		$439,094,981	$0	$0	$0	$439,094,981
RTD0010391	MBTA	122405	RRIF/TIFIA Financing Program		$147,500,000	$0	$0	$0	$147,500,000
RTD0010410	BAT	111201	BAT - BUY REPLACEMENT 40-FT BUS - (3)		$450,000	$112,500	$0	$0	$562,500
					$598,508,539	$7,626,622	$260,998	$3,080,375	$611,970,812

Other NonFederal

Project Number	Agency	Line Item	Project Description	Carry Over	Federal Funds	State Funds	TDC	Local Funds	Total
RTD0010061	MVRTA	114208	Merrimack Valley Regional Transit Authority Acquire Bus Plus Payment Software		$0	$40,735	$0	$0	$40,735
RTD0009698	NRTA	119308	Nantucket Regional Transit Authority/CONSTRUCT SIGNAGE		$0	$3,000	$0	$0	$3,000
RTD0009707	NRTA	114306	Nantucket Regional Transit Authority/CONSTRUCT - SHOP EQUIPMENT		$0	$30,000	$0	$0	$30,000
RTD0009710	NRTA	114410	Nantucket Regional Transit Authority/REHAB/RENOVATE - MOBILE FARE COLL EQUIP		$0	$20,000	$0	$0	$20,000
RTD0009699	NRTA	1000002	Nantucket Regional Transit Authority/PREVENTIVE MAINTENANCE		$0	$75,000	$0	$0	$75,000
RTD0009696	NRTA	111204	Nantucket Regional Transit Authority/BUY REPLACEMENT <30 FT BUS		$0	$900,000	$0	$0	$900,000
RTD0010156	NRTA	114400	Nantucket Regional Transit Authority/REHAB/RENOVATE BUS SUPPORT FACIL/EQUIP		$0	$50,000	$0	$0	$50,000
RTD0009697	NRTA	995000	Nantucket Regional Transit Authority/TRAVELER INFORMATION		$0	$72,000	$0	$0	$72,000
RTD0010157	NRTA	114209	Nantucket Regional Transit Authority/ACQUIRE - MOBILE SURV/SECURITY EQUIP		$0	$50,000	$0	$0	$50,000
RTD0009574	GATRA	111215	Greater Attleboro Taunton Regional Transit Authority/Buy Replacement Vans - 8		$0	$0	$0	$528,000	$528,000
RTD0010318	FRTA	111204	BUY REPLACEMENT <30 FT BUS		$0	$422,501	$0	$0	$422,501
RTD0010176	FRTA	117111	Franklin Regional Transit Authority/OTHER 3RD PARTYCONTRACTUAL SERVICES - Maintenance Facility Acquisition Mitigation		$0	$500,000	$0	$0	$500,000
RTD0009566	FRTA	111202	Franklin Regional Transit Authority/BUY REPLACEMENT 35-FT BUS (1)		$0	$475,000	$0	$0	$475,000
RTD0010179	FRTA	114102	Franklin Regional Transit Authority/ENG/DESIGN - MAINT FACILITY		$0	$300,000	$0	$0	$300,000

RTD0009555	FRTA	111240	Franklin Regional Transit Authority/BUY ASSOC CAP MAINT ITEMS	$0	$15,000	$0	$0	$15,000
RTD0009561	FRTA	111203	Franklin Regional Transit Authority/BUY REPLACEMENT 30-FT BUS (1)	$0	$450,000	$0	$0	$450,000
RTD0009562	FRTA	114220	Franklin Regional Transit Authority/ACQUIRE - MISC SUPPORT EQUIPMENT - APC & Farebox Integration	$0	$120,000	$0	$0	$120,000
RTD0010185	FRTA	116202	Franklin Regional Transit Authority/PURCHASE COMMUNICATIONS SYSTEM	$0	$50,000	$0	$0	$50,000
RTD0010177	FRTA	117691	Franklin Regional Transit Authority/REAL ESTATE ACQUISITION - Maintenance Facility	$0	$125,000	$0	$0	$125,000
RTD0009557	FRTA	114406	Franklin Regional Transit Authority/REHAB/RENOVATE - SHOP EQUIPMENT	$0	$10,000	$0	$0	$10,000
RTD0010326	FRTA	113110	ENG/DESIGN - BUS PASSENGER SHELTERS	$0	$15,000	$0	$0	$15,000
RTD0009507	CATA	111240	Cape Ann TA-buy misc small capital	$0	$15,000	$0	$0	$15,000
RTD0010168	MWRTA	115220	MWRTA - 2022 ELECTRIC VEHICLE MIGRATION	$0	$0	$0	$0	$0
RTD0009271	MWRTA	113303	MWRTA - FEB - Front Entrance Blandin - Project	$0	$721,100	$0	$0	$721,100
RTD0009867	PVTA	111202	Pioneer Valley Transit Authority / BUY REPLACEMENT 35-FT BUS - Electric (4) (VW mitigation)	$0	$0	$0	$3,672,134	$3,672,134
RTD0009866	PVTA	111201	Pioneer Valley Transit Authority / BUY REPLACEMENT 40-FT BUS - Electric (4) (VW Mitigation)	$0	$0	$0	$3,826,159	$3,826,159
RTD0010212	CCRTA	114110	Cape Cod Regional Transit Authority/AUTOMATIC FARE COLLECTION (AFC) 2.0LL EQUIP	$0	$100,000	$0	$0	$100,000
RTD0009649	VTA	111202	VTA BUY REPLACEMENT 35-FT BUS (1)	$0	$800,000	$0	$0	$800,000
RTD0009632	VTA	114220	VTA ACQUIRE - MISC SUPPORT EQUIPMENT	$0	$490,000	$0	$0	$490,000
RTD0009635	VTA	111400	VTA REHAB/REBUILD - CAPITOL BUS	$0	$50,000	$0	$0	$50,000
RTD0010191	VTA	114400	VTA REHAB/RENOVATE BUS SUPPORT FACIL/EQUIP	$0	$35,000	$0	$0	$35,000
RTD0009633	VTA	113310	VTA CONSTRUCT - BUS PASSENGER SHELTERS	$0	$50,000	$0	$0	$50,000

RTD0009636	VTA	114403	VTA REHAB/RENOVATE - ADMIN/MAINT FACILITY	$0	$35,000	$0	$0	$35,000
RTD0010227	VTA	114400	VTA REHAB/RENOVATE BUS SUPPORT FACIL/EQUIP	$0	$170,000	$0	$0	$170,000
RTD0009634	VTA	113209	VTA ACQUIRE - BUS ROUTE SIGNING	$0	$20,000	$0	$0	$20,000
RTD0009637	VTA	113210	VTA CONSTRUCT - BUS PASSENGER SHELTERS	$0	$50,000	$0	$0	$50,000
RTD0006398	VTA	435002	VTA TECHNICAL ASSISTANCE	$0	$100,000	$0	$0	$100,000
RTD0009646	VTA	111215	VTA - BUY REPLACEMENT VAN (2)	$0	$160,000	$0	$0	$160,000
RTD0010408	VTA	115000	ELECTRIFICATION/POWER DIST (BUS) - Phase 2 of BCG0010324 programmed in 21	$0	$287,500	$0	$0	$287,500
RTD0009918	BAT	113206	BAT - ACQUIRE - STATIONARY BUS FARE COLL EQUIP Fixed Route	$0	$400,000	$0	$0	$400,000
RTD0010024	MassDOT	900000	Transit Technical Assistance	$0	$2,000,000	$0	$0	$2,000,000
RTD0010033	MassDOT	440000	RTA Planning Assistance	$0	$2,000,000	$0	$0	$2,000,000
RTD0010032	MassDOT	112220	RTA: Facility and System Modernization	$0	$20,296,485	$0	$0	$20,296,485
				$0	$31,503,321	$0	$8,026,293	$39,529,614
				1,034,519,496	70,088,889	2,488,958	139,391,925	1,246,820,539

5307

Project Number	Agency	Line Item	Project Description	Carry Over	Federal Funds	State Funds	TDC	Local Funds	Total
RTD0009489	BRTA	1000002	Berkshire Regional Transit Authority/PREVENTIVE MAINTENANCE		$160,000	$40,000	$0	$0	$200,000
RTD0009491	BRTA	111204	Berkshire Regional Transit Authority/BUY REPLACEMENT <30 FT BUS (3) Fixed Route Mini Buses		$288,554	$72,139	$0	$0	$360,693
RTD0010193	BRTA	114210	Berkshire Regional Transit Authority/ACQUIRE - MOBILE FARE COLL EQUIP		$400,000	$100,000	$0	$0	$500,000
RTD0009613	LRTA	111240	Lowell Regional Transit Authority/BUY ASSOC CAP SPARE PARTS	2021 - $80,000	$80,000	$20,000	$0	$0	$100,000
RTD0010110	LRTA	114306	Lowell Regional Transit Authority/Lowell/REPLACE FUELING STATION AT FIXED ROUTE MAINTENANCE FACILITY	2021 - $800,000	$800,000	$200,000	$0	$0	$1,000,000
RTD0010109	LRTA	123404	Lowell Regional Transit Authority/Lowell/GALLAGHER PARKING GARAGE UPGRADES	2021 - $160,000	$160,000	$40,000	$0	$0	$200,000
RTD0009608	LRTA	114220	Lowell Regional Transit Authority/TERMINAL & BUILDING EQUIPMENT AND MAINTENANCE	2020 - $160,000	$160,000	$40,000	$0	$0	$200,000
RTD0009609	LRTA	111240	Lowell Regional Transit Authority/BUY CAP MAINT ITEMS (IT EQUIPMENT)	2020 - $12,000	$12,000	$3,000	$0	$0	$15,000
RTD0009612	LRTA	442400	Lowell Regional Transit Authority/SHORT RANGE TRANSIT PLANNING 2023	2021 - $88,000	$88,000	$0	$0	$22,000	$110,000
RTD0009935	MART	111215	MART-Vehicle Replacements: Cutaways (5)		$288,000	$72,000	$0	$0	$360,000
RTD0009936	MART	114401	MART-Rehab Fitchburg 150 Main St Administrative Facility		$80,000	$20,000	$0	$0	$100,000
RTD0009939	MART	300901	MART-50/50 Federal Operating Assistance		$2,100,000	$2,100,000	$0	$0	$4,200,000
RTD0009940	MART	117C00	MART-ADA Operating Assistance		$300,000	$75,000	$0	$0	$375,000
RTD0009941	MART	113404	MART-Rehab Fitchburg & Leominster Parking Garages		$200,000	$50,000	$0	$0	$250,000

RTD0009943	MART	114420	MART-Upgrade IT Related Support Equipment		$100,000	$25,000	$0	$0	$125,000
RTD0009950	MART	114403	MART-Renovate/Expand Fitchburg Facility Parking, Carey St Area	2022 - $600,000	$600,000	$150,000	$0	$0	$750,000
RTD0009951	MART	113404	MART-Rehab Fitchburg Parking Garage		$160,000	$40,000	$0	$0	$200,000
RTD0010083	MART	117109	MART Fleet Maintenance-5 Ford Transmissions		$32,000	$8,000	$0	$0	$40,000
RTD0010089	MART	111502	MART Fleet Maintenance-Rehab 2013 Buses (2)	2022 - $240,000	$240,000	$60,000	$0	$0	$300,000
RTD0010094	MART	113407	MART-Fitchburg ITC: Surveillance System Upgrade		$132,000	$33,000	$0	$0	$165,000
RTD0010095	MART	113404	MART- Multiple Locations: Asphalt Sealant		$25,600	$6,400	$0	$0	$32,000
RTD0010096	MART	114401	MART-Keys and Access Control - Main St, Fitchburg		$60,000	$15,000	$0	$0	$75,000
RTD0009575	GATRA	442400	Greater Attleboro Taunton Regional Transit Authority/Short Range Transit Planning		$80,000	$20,000	$0	$0	$100,000
RTD0009576	GATRA	117A00	Greater Attleboro Taunton Regional Transit Authority/Preventative Maintenance	2022 - $1,280,000	$4,080,000	$1,020,000	$0	$0	$5,100,000
RTD0009577	GATRA	300901	Greater Attleboro Taunton Regional Transit Authority/Fixed Route Operating Assistance		$600,000	$600,000	$0	$0	$1,200,000
RTD0009578	GATRA	117C00	Greater Attleboro Taunton Regional Transit Authority/Non Fixed Route ADA Paratransit Operating		$1,200,000	$300,000	$0	$0	$1,500,000
RTD0009593	GATRA	117L00	Greater Attleboro Taunton Regional Transit Authority/Mobility Management	2022 - $140,000	$140,000	$35,000	$0	$0	$175,000
RTD0009604	GATRA	114220	Greater Attleboro Taunton Regional Transit Authority/Miscellaneous Support Equipment	2022 - $80,000	$80,000	$20,000	$0	$0	$100,000
RTD0009729	SRTA	114207	Southeastern Regional Transit Authority / ACQUIRE - ADP HARDWARE / SOFTWARE (ITS)	2022 - $120,000	$120,000	$30,000	$0	$0	$150,000
RTD0009732	SRTA	114211	Southeastern Regional Transit Authority ACQUIRE - OPS/MAINT SUPPORT VEHICLES (1)	2022 - $32,000	$32,000	$8,000	$0	$0	$40,000
RTD0009735	SRTA	111202	Southeastern Regional Transit Authority / BUY REPLACEMENT 35-FT BUS (2)	2021 - $328,162; 2022 - $171,838	$500,000	$500,000	$0	$0	$1,000,000
RTD0009737	SRTA	111640	Southeastern Regional Transit Authority / LEASE ASSOC CAP MAINT ITEMS (Tire Lease)	2022 - $72,000	$72,000	$18,000	$0	$0	$90,000

RTD0009738	SRTA	114220	Southeastern Regional Transit Authority / ACQUIRE - TRANSIT ENHANCEMENTS	2022 - $8,000	$8,000	$2,000	$0	$0	$10,000
RTD0009754	SRTA	114100	Southeastern Regional Transit Authority / ENGINEERING & DESIGN - BUS SUPPORT EQUIP/FACILITIES	2022 - $30,000	$30,000	$7,500	$0	$0	$37,500
RTD0009755	SRTA	114220	Southeastern Regional Transit Authority / ACQUIRE - MISC OPS/MAINT SUPPORT EQUIPMENT	2022 - $16,000	$16,000	$4,000	$0	$0	$20,000
RTD0009726	SRTA	111202	Southeastern Regional Transit Authority / BUY REPLACEMENT 35-FT BUS (2)	2022 - $500,000	$500,000	$500,000	$0	$0	$1,000,000
RTD0009727	SRTA	442400	Southeastern Regional Transit Authority / SHORT RANGE TRANSIT PLANNING	2022 - $60,000	$60,000	$0	$0	$15,000	$75,000
RTD0009731	SRTA	300901	Southeastern Regional Transit Authority / UP TO 50% FEDERAL SHARE - Operating Assistance	2019 - $1,499,226; 2020 - $4,184,281; 2021 - $2,230,257; 2022 - $2,289,593	$10,203,357	$10,203,357	$0	$0	$20,406,714
RTD0009674	MVRTA	117A00	Merrimack Valley Regional Transit Authority Preventative Maintenance for service		$2,984,410	$746,100	$0	$0	$3,730,510
RTD0009675	MVRTA	300901	Merrimack Valley Regional Transit Authority Operating Assistance for Service		$739,365	$739,365	$0	$0	$1,478,730
RTD0009676	MVRTA	117C00	Merrimack Valley Regional Transit Authority ADA Paratransit Service		$1,488,870	$372,220	$0	$0	$1,861,090
RTD0009677	MVRTA	111202	Merrimack Valley Regional Transit Authority Replace 8 Model Yr 2011 35' buses delivery 2023		$2,174,800	$2,174,800	$0	$0	$4,349,600
RTD0009678	MVRTA	111215	Merrimack Valley Regional Transit Authority Replace 6 model yr 2017 Type E-2 vans delivery 2023		$234,810	$234,810	$0	$0	$469,620
RTD0009679	MVRTA	442400	Merrimack Valley MPO Short Range Transit Planning		$80,000	$0	$0	$20,000	$100,000
RTD0009687	MVRTA	114211	Merrimack Valley Regional Transit Authority Replace 1 Model Year 2017 Supervisory Vehicle		$40,265	$10,070	$0	$0	$50,335
RTD0009503	CATA	117A00	Cape Ann TA-Preventive Maintenance	2021 - $285,000	$285,000	$0	$0	$71,250	$356,250
RTD0007185	CATA	114206	Cape Ann TA-acquire shop equip/small capital	2021 - $30,000	$30,000	$7,500	$0	$0	$37,500

RTD0009504	CATA	111203	Cape Ann TA-Revenue Vehicle Replacement	2020 - $150,000; 2021 - $150,000; 2022 - $150,000	$450,000	$450,000	$0	$0	$900,000
RTD0010008	MWRTA	113403	METROWEST RTA/TERMINAL, INTERMODAL (TRANSIT) - BLANDIN		$250,000	$62,500	$0	$0	$312,500
RTD0010005	MWRTA	117C00	METROWEST RTA/OPERATING ASSISTANCE NON FIXED ROUTE ADA PARA SERV		$1,600,000	$400,000	$0	$0	$2,000,000
RTD0010006	MWRTA	114200	METROWEST RTA/ACQUISITION OF BUS SUPPORT EQUIP/FACILITIES		$79,800	$19,950	$0	$0	$99,750
RTD0010334	MWRTA	115220	MWRTA - Electronic Sign Board		$160,000	$40,000	$0	$0	$200,000
RTD0010007	MWRTA	440000	METROWEST RTA/TECHNOLOGY SUPPORT/CAPITAL OUTREACH		$80,000	$20,000	$0	$0	$100,000
RTD0010014	MWRTA	113403	METROWEST RTA/TERMINAL, INTERMODAL (TRANSIT) - Framingham Commuter Rail Station (FCRS)		$4,000	$1,000	$0	$0	$5,000
RTD0010169	MWRTA	115220	METROWEST RTA/2023 ELECTRIC VEHICLE MIGRATION		$150,000	$150,000	$0	$0	$300,000
RTD0009976	MBTA	121200	Revenue Vehicle Program - 5307		$117,756,381	$0	$0	$29,439,095	$147,195,476
RTD0009978	MBTA	123400	Stations and Facilities Program - 5307		$34,645,446	$0	$0	$8,661,362	$43,306,808
RTD0009979	MBTA	122405	Bridge & Tunnel Program - 5337		$47,231,542	$0	$0	$11,807,886	$59,039,428
RTD0009837	PVTA	111201	Pioneer Valley Transit Authority / Purchase 40' Replacement Buses (7)	2022 - $2,547,118	$2,547,118	$509,424	$0	$0	$3,056,542
RTD0009838	PVTA	111202	Pioneer Valley Transit Authority / Purchase 35' Replacement Buses (5)	2022 - $1,633,011	$1,633,011	$326,602	$0	$0	$1,959,613
RTD0009843	PVTA	116220	Pioneer Valley Transit Authority / Information Technology Systems	2022 - $1,318,237	$1,318,237	$1,318,237	$0	$0	$2,636,474
RTD0009845	PVTA	442400	Pioneer Valley Transit Authority / Transporation planning	2022 - $196,000	$196,000	$49,000	$0	$0	$245,000
RTD0009846	PVTA	117C00	Pioneer Valley Transit Authority / Partransit ADA service subsidy	2022 - $946,616	$946,616	$236,654	$0	$0	$1,183,270
RTD0009847	PVTA	117A00	Pioneer Valley Transit Authority / Preventive Maintenance	2022 - $3,241,952	$3,241,952	$810,488	$0	$0	$4,052,440
RTD0009874	PVTA	114400	Pioneer Valley Transit Authority / REHAB/RENOVATE BUS SUPPORT FACIL/EQUIP - Holyoke ITC Fuel and fluid UST and AST Removal	2016 - $29,482; 2022 - $82,518	$112,000	$28,000	$0	$0	$140,000
RTD0009875	PVTA	114406	Pioneer Valley Transit Authority / REHAB/RENOVATE - SHOP EQUIPMENT	2022 - $120,000	$120,000	$30,000	$0	$0	$150,000

RTD0009840	PVTA	119302	Pioneer Valley Transit Authority / Purchase Bus Shelters, benches, trash receptacles,etc.	2018 - $21,966	$21,966	$5,491	$0	$0	$27,457
RTD0009842	PVTA	119308	Pioneer Valley Transit Authority / Purchase & Replace signage and lighting	2015 - $75,430	$75,430	$18,858	$0	$0	$94,288
RTD0009873	PVTA	111401	Pioneer Valley Transit Authority / REHAB/REBUILD 40-FT BUS (8)	2022 - $1,451,559	$1,451,559	$750,716	$0	$0	$2,202,275
RTD0008771	PVTA	114402	Pioneer Valley Transit Authority / UMass O&M Facility MEP updgrades, restrooms, administration	2022 - $288,000	$288,000	$72,000	$0	$0	$360,000
RTD0010236	PVTA	111406	Pioneer Valley Transit Authority / REHAB/REBUILD 60' ARTICULATED BUS (2)	2022 - $445,578	$445,578	$297,052	$0	$0	$742,630
RTD0010238	PVTA	114211	Pioneer Valley Transit Authority / ACQUIRE - SUPPORT VEHICLES (2)	2022 - $52,000	$52,000	$13,000	$0	$0	$65,000
RTD0010237	PVTA	111204	Pioneer Valley Transit Authority / BUY REPLACEMENT <30 FT BUS (2) Type D Shuttle buses	2022 - $125,600	$125,600	$31,400	$0	$0	$157,000
RTD0010239	PVTA	114211	Pioneer Valley Transit Authority / ACQUIRE - SUPPORT VEHICLES (2) Supervisory Vehicles	2022 - $43,200	$43,200	$10,800	$0	$0	$54,000
RTD0010241	PVTA	117A00	Pioneer Valley Transit Authority / PREVENTIVE MAINTENANCE - State of Good Repair	2022 - $16,000	$16,000	$4,000	$0	$0	$20,000
RTD0010242	PVTA	114401	Pioneer Valley Transit Authority / REHAB/RENOVATE - ADMINISTRATIVE FACILITY - Rehab Paratransit offices	2022 - $400,000	$400,000	$100,000	$0	$0	$500,000
RTD0010243	PVTA	116100	Pioneer Valley Transit Authority / ENGINEERING & DESIGN - Robbins Road Construction Administration	2022 - $100,000	$100,000	$25,000	$0	$0	$125,000
RTD0009524	CCRTA	114207	Cape Cod Regional Transit Authority/Hyannis and South Dennis/CCRTA ACQUIRE - ADP HARDWARE	2022 - $24,960	$24,960	$6,240	$0	$0	$31,200
RTD0009525	CCRTA	442400	Cape Cod Regional Transit Authority/Hyannis Transportation Center Campus/SHORT RANGE TRANSIT PLANNING	2021 - $80,000	$80,000	$20,000	$0	$0	$100,000
RTD0009526	CCRTA	114401	Cape Cod Regional Transit Authority/Hyannis Transportation Center/REHAB/RENOVATE - ADMINISTRATIVE FACILITY	2021 - $400,000	$400,000	$100,000	$0	$0	$500,000

RTD0009527	CCRTA	114220	Cape Cod Regional Transit Authority/South Dennis Bus Operations Center/ACQUIRE - MISC SUPPORT EQUIPMENT	2020 - $400,000	$400,000	$100,000	$0	$0	$500,000
RTD0009529	CCRTA	111204	Cape Cod Regional Transit Authority/BUY REPLACEMENT <30 FT BUS (Low Floor Cutaways)	2020 - $196,692	$196,692	$49,173	$0	$0	$245,865
RTD0009530	CCRTA	117L00	Cape Cod Regional Transit Authority/MOBILITY MANAGEMENT	2020 - $1,200,000	$1,200,000	$300,000	$0	$0	$1,500,000
RTD0009531	CCRTA	117C00	Cape Cod Regional Transit Authority/NON FIXED ROUTE ADA PARA SERV	2022 - $600,000	$600,000	$150,000	$0	$0	$750,000
RTD0009532	CCRTA	300901	Cape Cod Regional Transit Authority/OPERATING ASSISTANCE-Fixed Route/Demand Response	2022 - $800,000	$800,000	$800,000	$0	$0	$1,600,000
RTD0009533	CCRTA	117A00	Cape Cod Regional Transit Authority/PREVENTIVE MAINTENANCE	2020 - $1,873,231; 2021 - $4,126,769	$6,000,000	$1,500,000	$0	$0	$7,500,000
RTD0009528	CCRTA	111203	Cape Cod Regional Transit Authority/BUY REPLACEMENT 30-FT BUS (part Statewide 5339 funds)		$994,048	$248,513	$0	$0	$1,242,561
RTD0009902	BAT	114220	Brockton Area Transit Authority / ACQUIRE - MISC SUPPORT EQUIPMENT	2021 - $80,000	$80,000	$20,000	$0	$0	$100,000
RTD0009903	BAT	114211	Brockton Area Transit Authority / ACQUIRE - (1) SUPPORT VEHICLES	2021 - $48,000	$48,000	$12,000	$0	$0	$60,000
RTD0009906	BAT	111340	Brockton Area Transit Authority / BUY ASSOC CAP MAINT ITEMS	2021 - $80,000	$80,000	$20,000	$0	$0	$100,000
RTD0009919	BAT	114402	Brockton Area Transit Authority / REHAB/RENOVATE - MAINTENANCE FACILITY	2022 - $120,000	$120,000	$30,000	$0	$0	$150,000
RTD0009920	BAT	113403	Brockton Area Transit Authority / TERMINAL, INTERMODAL CENTRE (TRANSIT)	2022 - $40,000	$40,000	$10,000	$0	$0	$50,000
RTD0009908	BAT	119202	Brockton Area Transit Authority / PURCHASE BUS SHELTERS	2022 - $240,000	$240,000	$60,000	$0	$0	$300,000
RTD0009905	BAT	300900	Brockton Area Transit Authority / OPERATING ASSISTANCE	2022 - $2,106,232	$2,700,000	$2,700,000	$0	$0	$5,400,000
RTD0009904	BAT	111202	Brockton Area Transit Authority / BUY REPLACEMENT 35-FT BUS (6)	2021 - $1,069,438; 2022 - $743,062	$1,812,500	$453,125	$0	$0	$2,265,625
RTD0009784	WRTA	111201	Worcester Regional Transit Authority: Buy Replacement 35 FT Bus (8)		$3,715,920	$0	$743,184	$0	$3,715,920

RTD0009786	WRTA	114211	Worcester Regional Transit Authority: Buy Replacement Support Vehicles (2)		$56,000	$14,000	$0	$0	$70,000
RTD0009787	WRTA	114220	Worcester Regional Transit Authority: Purchase Support Equipment for Fixed Route and Demand Response		$275,392	$68,848	$0	$0	$344,240
RTD0009789	WRTA	111240	Worcester Regional Transit Authority: Purchase Spare Parts for Revenue Rolling Stock		$546,851	$136,713	$0	$0	$683,564
RTD0009790	WRTA	114207	Worcester Regional Transit Authority: Purchase Computer Hardware Equipment		$77,200	$19,300	$0	$0	$96,500
RTD0009791	WRTA	114208	Worcester Regional Transit Authority: Purchase Software to Support Operations		$165,760	$41,440	$0	$0	$207,200
RTD0009792	WRTA	119202	Worcester Regional Transit Authority: Purchase Fixed Route Bus Shelters		$48,000	$12,000	$0	$0	$60,000
RTD0009793	WRTA	119208	Worcester Regional Transit Authority: Purchase Bus Stop and Electronic Signage for Fixed Route		$4,000	$1,000	$0	$0	$5,000
RTD0009794	WRTA	113401	Worcester: Renovations and Maintenance to WRTA Hub		$4,000	$1,000	$0	$0	$5,000
RTD0009796	WRTA	300901	Worcester Regional Transit Authority: Operating Assistance - Fixed Route		$3,774,039	$3,774,039	$0	$0	$7,548,078
RTD0009824	WRTA	114402	Worcester: Renovations and Maintenance to WRTA Maintenance and Operations Facility		$56,000	$14,000	$0	$0	$70,000
					$272,325,829	$37,163,824	$743,184	$50,036,593	$359,526,246

5310

Project Number	Agency	Line Item	Project Description	Carry Over	Federal Funds	State Funds	TDC	Local Funds	Total
RTD0010030	MassDOT	111200	Mobility Assistance Program		$6,470,898	$4,000,000	$0	$0	$10,470,898
					$6,470,898	$4,000,000	$0	$0	$10,470,898

5311

Project Number	Agency	Line Item	Project Description	Carry Over	Federal Funds	State Funds	TDC	Local Funds	Total
RTD0009706	NRTA	300900	Rural Operating Assistance		$618,620	$0	$0	$618,620	$1,237,240
RTD0009647	VTA	300901	VTA Operating Assistance - UP TO 50% FEDERAL SHARE		$1,750,000	$0	$0	$0	$1,750,000

RTD0010028	MassDOT	300900	Rural Formula		$2,368,761	$0	$0	$3,749,029	$6,117,790
					$4,737,381	$0	$0	$4,367,649	$9,105,030

5337

Project Number	Agency	Line Item	Project Description	Carry Over	Federal Funds	State Funds	TDC	Local Funds	Total
RTD0009581	GATRA	123402	Greater Attleboro Taunton Regional Transit Authority/Rehab-Renovation Attleboro Area Commuter Rail Stations	2020 - $1,013,370	$1,013,370	$0	$0	$253,343	$1,266,713
RTD0009980	MBTA	121200	Revenue Vehicle Program - 5337		$12,131,862	$0	$0	$3,032,966	$15,164,828
RTD0009981	MBTA	126301	Signals/Systems Upgrade Program - 5337		$68,437,082	$0	$0	$17,109,271	$85,546,353
RTD0009982	MBTA	123400	Stations and Facilities Program - 5337		$25,867,061	$0	$0	$6,466,765	$32,333,826
RTD0009795	WRTA	113403	Worcester: Rehabilitation of Union Station		$2,955,352	$0	$0	$738,838	$3,694,190
					$110,404,727	$0	$0	$27,601,183	$138,005,910

5339

Project Number	Agency	Line Item	Project Description	Carry Over	Federal Funds	State Funds	TDC	Local Funds	Total
RTD0009734	SRTA	111215	Southeastern Regional Transit Authority / BUY REPLACEMENT VAN	2022 - $28,000	$28,000	$7,000	$0	$0	$35,000
RTD0010198	SRTA	114400	Southeastern Regional Transit Authority / REHAB/RENOVATE BUS SUPPORT FACIL/EQUIP	2021 - $144,000	$144,000	$36,000	$0	$0	$180,000
RTD0009983	MBTA	111400	Bus Program - 5339		$6,314,160	$0	$0	$1,578,540	$7,892,700
RTD0009844	PVTA	114402	Pioneer Valley Transit Authority / Northampton Bus Maintenance Facility rehabs: bathrooms, bays, ceilings, MEP upgrades, IT Room, etc.		$864,000	$216,000	$0	$0	$1,080,000
RTD0010348	PVTA	111201	BUY REPLACEMENT 40-FT BUS	2022 - $488,396	$488,396	$97,679	$0	$0	$586,075
RTD0009523	CCRTA	119302	Cape Cod Regional Transit Authority/Falmouth and Barnstable Rte 28/CONSTRUCTION - BUS SHELTERS	2018 - $30,400	$30,400	$7,600	$0	$0	$38,000
RTD0010412	WRTA	111202	Worcester Regional Transit Authority - Buy Replacement 35 FT Bus (8)		$593,147	$0	$118,629	$0	$593,147
RTD0010029	MassDOT	111200	Bus and Bus Facilities (Statewide)		$3,500,000	$0	$700,000	$0	$3,500,000
					$11,962,103	$364,279	$818,629	$1,578,540	$13,904,922

Other Federal

Project Number	Agency	Line Item	Project Description	Carry Over	Federal Funds	State Funds	TDC	Local Funds	Total
RTD0009611	LRTA	300901	Lowell Regional Transit Authority/OPERATING ASSISTANCE 2023 (CARES ACT)	2020 - $185,797; 2021 - $2,947,449	$2,500,000	$4,140,211	$0	$3,157,384	$12,930,841
RTD0009610	LRTA	111215	Lowell Regional Transit Authority/REVENUE VEHICLE REPLACEMENT OF FIXED ROUTE 35FT HYBRIDS (5339b)	2020 - $400,000; 2020 - $792,000	$400,000	$298,000	$0	$0	$1,490,000
RTD0009733	SRTA	111202	Southeastern Regional Transit Authority / BUY REPLACEMENT 35-FT BUS (3) Statewide 5339		$750,000	$750,000	$0	$0	$1,500,000
RTD0010330	MWRTA	113403	MWRTA - BEB - Back Entrance Blandin Project		$1,600,000	$400,000	$0	$0	$2,000,000
RTD0010333	MWRTA	119305	MWRTA - CRT North Framingham Bike/Pedestrian Connectivity - Cochituate Rail Trail North Framingham Feasibility Study		$76,000	$19,000	$0	$0	$95,000
RTD0010020	MWRTA	111204	METROWEST RTA/REVENUE VEHICLE REPLACEMENT		$330,000	$165,000	$0	$0	$495,000
RTD0010338	MWRTA	111215	MWRTA - Vehicle Replacement - Cutaways (12) #2 of 2		$330,000	$165,000	$0	$0	$495,000
RTD0009984	MBTA	126301	PTC - RRIF/TIFIA Financing		$169,191,912	$0	$0	$0	$169,191,912
RTD0010392	MBTA	122405	RRIF/TIFIA Financing Program		$147,500,000	$0	$0	$0	$147,500,000
RTD0010411	BAT	111202	BAT - BUY REPLACEMENT 35-FT BUS (6)		$1,087,500	$271,875	$0	$0	$1,359,375
					$323,765,412	$6,209,086	$0	$3,157,384	$337,057,128

Other NonFederal

Project Number	Agency	Line Item	Project Description	Carry Over	Federal Funds	State Funds	TDC	Local Funds	Total
RTD0009580	GATRA	111215	Greater Attleboro Taunton Regional Transit Authority/Buy Replacement Vans - 8		$0	$0	$0	$530,000	$530,000
RTD0009702	NRTA	995000	Nantucket Regional Transit Authority/TRAVELER INFORMATION		$0	$75,000	$0	$0	$75,000
RTD0009703	NRTA	1000002	Nantucket Regional Transit Authority/PREVENTIVE MAINTENANCE		$0	$75,000	$0	$0	$75,000
RTD0009704	NRTA	114306	Nantucket Regional Transit Authority/CONSTRUCT - SHOP EQUIPMENT		$0	$10,000	$0	$0	$10,000

RTD0009711	NRTA	114410	Nantucket Regional Transit Authority/REHAB/RENOVATE - MOBILE FARE COLL EQUIP		$0	$20,000	$0	$0	$20,000
RTD0009701	NRTA	111204	Nantucket Regional Transit Authority/BUY REPLACEMENT <30 FT BUS		$0	$900,000	$0	$0	$900,000
RTD0010160	NRTA	114400	Nantucket Regional Transit Authority/REHAB/RENOVATE BUS SUPPORT FACIL/EQUIP		$0	$25,000	$0	$0	$25,000
RTD0009554	FRTA	114220	Franklin Regional Transit Authority/ACQUIRE - MISC SUPPORT EQUIPMENT		$0	$25,000	$0	$0	$25,000
RTD0009556	FRTA	111240	Franklin Regional Transit Authority/BUY ASSOC CAP MAINT ITEMS		$0	$15,000	$0	$0	$15,000
RTD0009558	FRTA	114406	Franklin Regional Transit Authority/REHAB/RENOVATE - SHOP EQUIPMENT		$0	$10,000	$0	$0	$10,000
RTD0009563	FRTA	111202	Franklin Regional Transit Authority/BUY REPLACEMENT 35-FT BUS (3)		$0	$1,455,000	$0	$0	$1,455,000
RTD0009564	FRTA	114210	Franklin Regional Transit Authority/ACQUIRE - MOBILE FARE COLL EQUIP		$0	$500,000	$0	$0	$500,000
RTD0010186	FRTA	113207	Franklin Regional Transit Authority/ACQUIRE - SURVEIL/SECURITY EQUIP - Bus Auto Camera Download	2022 - $30,000	$0	$30,000	$0	$0	$30,000
RTD0010181	FRTA	114102	Franklin Regional Transit Authority/ENG/DESIGN - MAINT FACILITY		$0	$50,000	$0	$0	$50,000
RTD0010184	FRTA	114302	Franklin Regional Transit Authority/CONSTRUCT - MAINTENANCE FACILITY		$0	$500,000	$0	$0	$500,000
RTD0009508	CATA	111240	Cape Ann TA-buy misc small capital		$0	$15,000	$0	$0	$15,000
RTD0009871	PVTA	111201	Pioneer Valley Transit Authority / BUY REPLACEMENT 40-FT BUS - Electric (4) (LOCAL should be VW Mitigation)		$0	$0	$0	$3,940,943	$3,940,943
RTD0009872	PVTA	111202	Pioneer Valley Transit Authority / BUY REPLACEMENT 35-FT BUS - Electric (4) (LOCAL should be VW Mitigation)		$0	$0	$0	$3,782,298	$3,782,298
RTD0010213	CCRTA	114110	Cape Cod Regional Transit Authority/AUTOMATIC FARE COLLECTION (AFC) 2.0LL EQUIP		$0	$50,000	$0	$0	$50,000

RTD0009639	VTA	114200	VTA ACQUISITION OF BUS SUPPORT EQUIP/FACILITIES	$0	$375,000	$0	$0	$375,000
RTD0009640	VTA	113209	VTA ACQUIRE - BUS ROUTE SIGNING	$0	$20,000	$0	$0	$20,000
RTD0009641	VTA	111400	VTA REHAB/REBUILD - CAPITOL BUS	$0	$50,000	$0	$0	$50,000
RTD0009642	VTA	113310	VTA CONSTRUCT - BUS PASSENGER SHELTERS	$0	$50,000	$0	$0	$50,000
RTD0009644	VTA	114203	VTA ACQUIRE - ADMIN/MAINT FACILITY	$0	$490,000	$0	$0	$490,000
RTD0009645	VTA	114211	VTA ACQUIRE - SUPPORT VEHICLES	$0	$150,000	$0	$0	$150,000
RTD0009648	VTA	111215	VTA BUY REPLACEMENT VAN - 2	$0	$180,000	$0	$0	$180,000
RTD0009655	VTA	114211	VTA ACQUIRE - SUPPORT VEHICLES	$0	$80,000	$0	$0	$80,000
RTD0009665	VTA	114210	VTA ACQUIRE - MOBILE FARE COLL EQUIP	$0	$1,000,000	$0	$0	$1,000,000
RTD0009643	VTA	111202	VTA BUY REPLACEMENT Buses (3) 2-40', 1 -30'	$0	$2,650,000	$0	$0	$2,650,000
RTD0010190	VTA	114402	VTA REHAB/RENOVATE - MAINTENANCE FACILITY	$0	$250,000	$0	$0	$250,000
RTD0010192	VTA	114200	VTA ACQUISITION OF BUS SUPPORT EQUIP/FACILITIES	$0	$70,000	$0	$0	$70,000
RTD0010195	VTA	114301	VTA CONSTRUCT - ADMINISTRATIVE BUILDING	$0	$150,000	$0	$0	$150,000
RTD0010219	VTA	114220	VTA ACQUIRE - MISC SUPPORT EQUIPMENT	$0	$175,000	$0	$0	$175,000
RTD0009659	VTA	114220	VTA ACQUIRE - MISC SUPPORT EQUIPMENT	$0	$1,100,000	$0	$0	$1,100,000
RTD0010226	VTA	114220	VTA ACQUIRE - MISC SUPPORT EQUIPMENT	$0	$650,000	$0	$0	$650,000
RTD0010031	MassDOT	900000	Transit Technical Assistance	$0	$2,000,000	$0	$0	$2,000,000
RTD0010034	MassDOT	400000	RTA Planning Assistance	$0	$2,000,000	$0	$0	$2,000,000
RTD0010035	MassDOT	112220	RTA: Facility and System Modernization	$0	$18,231,712	$0	$0	$18,231,712
				$0	$33,426,712	$0	$8,253,241	$41,679,953
				729,666,350	81,163,901	1,561,813	94,994,590	909,750,087

5307

Project Number	Agency	Line Item	Project Description	Carry Over	Federal Funds	State Funds	TDC	Local Funds	Total
RTD0009493	BRTA	1000002	Berkshire Regional Transit Authority/PREVENTIVE MAINTENANCE		$160,000	$40,000	$0	$0	$200,000
RTD0009494	BRTA	114220	Berkshire Regional Transit Authority/ACQUIRE - MISC SUPPORT EQUIPMENT- Purchase (2) Electric Chargers		$80,000	$20,000	$0	$0	$100,000
RTD0010194	BRTA	114211	Berkshire Regional Transit Authority/ACQUIRE - SUPPORT VEHICLES Plow Trucks		$128,000	$32,000	$0	$0	$160,000
RTD0009617	LRTA	114220	Lowell Regional Transit Authority/TERMINAL & BUILDING EQUIPMENT AND MAINTENANCE	2022 - $80,000	$80,000	$20,000	$0	$0	$100,000
RTD0009618	LRTA	111240	Lowell Regional Transit Authority/BUY ASSOC CAP SPARE PARTS	2022 - $80,000	$80,000	$20,000	$0	$0	$100,000
RTD0009619	LRTA	442400	Lowell Regional Transit Authority/SHORT RANGE TRANSIT PLANNING 2024	2022 - $88,000	$88,000	$0	$0	$22,000	$110,000
RTD0009620	LRTA	111202	Lowell Regional Transit Authority/REVENUE VEHICLE REPLACEMENT OF FIXED ROUTE 35FT HYBRIDS	2022 - $161,645; 2023 - $463,155	$624,800	$156,200	$0	$0	$781,000
RTD0009621	LRTA	111240	Lowell Regional Transit Authority/BUY CAP MAINT ITEMS (IT EQUIPMENT)	2023 - $8,000	$8,000	$2,000	$0	$0	$10,000
RTD0010197	LRTA	111340	Lowell Regional Transit Authority/PURCHASE NEW GARAGE AND STREET SWEEPER (1)	2023 - $48,000	$48,000	$12,000	$0	$0	$60,000
RTD0009583	GATRA	114220	Greater Attleboro Taunton Regional Transit Authority/Miscellaneous Support Equipment	2023 - $80,000	$80,000	$20,000	$0	$0	$100,000
RTD0009584	GATRA	442400	Greater Attleboro Taunton Regional Transit Authority/Short Range Transit Planning		$80,000	$20,000	$0	$0	$100,000
RTD0009585	GATRA	111202	Greater Attleboro Taunton Regional Transit Authority/Buy Replacement 35-FT Buses (2)	2023 - $240,000	$1,040,000	$260,000	$0	$0	$1,300,000

RTD0009588	GATRA	117C00	Greater Attleboro Taunton Regional Transit Authority/Non Fixed Route ADA Paratransit Operating		$1,280,000	$320,000	$0	$0	$1,600,000
RTD0009589	GATRA	300901	Greater Attleboro Taunton Regional Transit Authority/Fixed Route Operating Assistance		$650,000	$650,000	$0	$0	$1,300,000
RTD0009590	GATRA	117A00	Greater Attleboro Taunton Regional Transit Authority/Preventative Maintenance		$2,800,000	$700,000	$0	$0	$3,500,000
RTD0009594	GATRA	117L00	Greater Attleboro Taunton Regional Transit Authority/Mobility Management	2022 - $140,000	$140,000	$35,000	$0	$0	$175,000
RTD0009739	SRTA	442400	Southeastern Regional Transit Authority / SHORT RANGE TRANSIT PLANNING	2023 - $60,000	$60,000	$0	$0	$15,000	$75,000
RTD0009741	SRTA	114207	Southeastern Regional Transit Authority / ACQUIRE - ADP HARDWARE / SOFTWARE (ITS)	2023 - $120,000	$120,000	$30,000	$0	$0	$150,000
RTD0009743	SRTA	300901	Southeastern Regional Transit Authority / UP TO 50% FEDERAL SHARE - Operating Assistance	2020 - $52,000; 2021 - $3,971,663; 2022 - $4,364,323; 2023 - $2,946,095	$11,334,081	$11,334,081	$0	$0	$22,668,162
RTD0009744	SRTA	114211	Southeastern Regional Transit Authority / ACQUIRE - OPS/MAINT SUPPORT VEHICLES (1)	2023 - $32,000	$32,000	$8,000	$0	$0	$40,000
RTD0009746	SRTA	111215	Southeastern Regional Transit Authority / BUY REPLACEMENT VAN	2023 - $28,000	$28,000	$7,000	$0	$0	$35,000
RTD0009747	SRTA	111202	Southeastern Regional Transit Authority / BUY REPLACEMENT 35-FT BUS (2)	2023 - $500,000	$500,000	$500,000	$0	$0	$1,000,000
RTD0009748	SRTA	114220	Southeastern Regional Transit Authority / ACQUIRE - TRANSIT ENHANCEMENTS	2023 - $8,000	$8,000	$2,000	$0	$0	$10,000
RTD0009749	SRTA	111640	Southeastern Regional Transit Authority / LEASE ASSOC CAP MAINT ITEMS (Tire Lease)	2023 - $72,000	$72,000	$18,000	$0	$0	$90,000
RTD0009756	SRTA	114100	Southeastern Regional Transit Authority / ENGINEERING & DESIGN - BUS SUPPORT EQUIP/FACILITIES	2023 - $30,000	$30,000	$7,500	$0	$0	$37,500
RTD0009757	SRTA	114220	Southeastern Regional Transit Authority / ACQUIRE - MISC OPS/MAINT SUPPORT EQUIPMENT	2023 - $16,000	$16,000	$4,000	$0	$0	$20,000

RTD0009681	MVRTA	111202	Merrimack Valley Regional Transit Authority Replace 8 model yr 2012 35' buses delivery 2024 8 of 8		$2,351,600	$2,351,600	$0	$0	$4,703,200
RTD0009682	MVRTA	117000	Merrimack Valley Regional Transit Authority Preventative Maintenance for service		$2,894,615	$723,650	$0	$0	$3,618,265
RTD0009683	MVRTA	300901	Merrimack Valley Regional Transit Authority Operating Assistance for Service		$714,840	$714,840	$0	$0	$1,429,680
RTD0009684	MVRTA	117C00	Merrimack Valley Regional Transit Authority ADA paratransit service service		$1,444,205	$361,050	$0	$0	$1,805,255
RTD0009685	MVRTA	442400	Merrimack Valley MPO Short Range Transit Planning		$80,000	$0	$0	$20,000	$100,000
RTD0009688	MVRTA	114211	Merrimack Valley Regional Transit Authority Replace 1 Model Year 2018 Supervisory Vehicle		$41,475	$10,370	$0	$0	$51,845
RTD0009944	MART	117C00	MART-ADA Operating Assistance		$300,000	$75,000	$0	$0	$375,000
RTD0009945	MART	300901	MART-50/50 Federal Operating Assistance		$2,100,000	$2,100,000	$0	$0	$4,200,000
RTD0009946	MART	111215	MART-Vehicle Replacements: Cutaways (5)		$294,000	$73,500	$0	$0	$367,500
RTD0009947	MART	114420	MART-Upgrade IT Related Support Equipment		$120,000	$30,000	$0	$0	$150,000
RTD0009952	MART	114403	MART-Rehab Fitchburg Admin/Maintenance Facility		$280,000	$70,000	$0	$0	$350,000
RTD0009964	MART	111204	MART-Vehicle Replacements: Size C Low-floor Cutaways (2)		$180,000	$45,000	$0	$0	$225,000
RTD0010084	MART	117109	MART Fleet Maintenance-5 Ford Transmissions		$32,000	$8,000	$0	$0	$40,000
RTD0010090	MART	111502	MART Fleet Maintenance-Rehab 2013 Bus		$120,000	$30,000	$0	$0	$150,000
RTD0010097	MART	119401	MART-Rehab Historic Transit Bldg-Athol Depot		$73,600	$18,400	$0	$0	$92,000
RTD0010366	MART	111203	MART-Revenue Vehicle Replacements: 30ft Bus		$380,000	$95,000	$0	$0	$475,000
RTD0009505	CATA	117A00	Cape Ann TA-Preventive Maintenance	2022 - $285,000	$285,000	$0	$0	$71,250	$356,250
RTD0010077	CATA	114206	Cape Ann TA-acquire shop equip/small capital	2022 - $30,000	$30,000	$7,500	$0	$0	$37,500
RTD0009506	CATA	114403	Cape Ann TA-repave admin/ops facility parking lot	2023 - $144,000	$144,000	$36,000	$0	$0	$180,000
RTD0010012	MWRTA	113403	METROWEST RTA/TERMINAL, INTERMODAL (TRANSIT) - BLANDIN		$250,000	$62,500	$0	$0	$312,500

RTD0010010	MWRTA	114200	METROWEST RTA/ACQUISITION OF BUS SUPPORT EQUIP/FACILITIES		$89,400	$22,350	$0	$0	$111,750
RTD0010009	MWRTA	117C00	METROWEST RTA/OPERATING ASSISTANCE NON FIXED ROUTE ADA PARA SERV		$1,600,000	$400,000	$0	$0	$2,000,000
RTD0010013	MWRTA	113403	METROWEST RTA/TERMINAL, INTERMODAL (TRANSIT) - Framingham Commuter Rail Station (FCRS)		$4,000	$1,000	$0	$0	$5,000
RTD0010011	MWRTA	440000	METROWEST RTA/TECHNOLOGY SUPPORT/CAPITAL OUTREACH		$160,000	$40,000	$0	$0	$200,000
RTD0010170	MWRTA	115220	METROWEST RTA/2024 ELECTRIC VEHICLE MIGRATION		$300,000	$300,000	$0	$0	$600,000
RTD0009985	MBTA	121200	Revenue Vehicle Program - 5307		$117,756,381	$0	$0	$29,439,095	$147,195,476
RTD0010393	MBTA	123400	Stations and Facilities Program - 5307		$37,251,518	$0	$0	$0	$37,251,518
RTD0009852	PVTA	119202	Pioneer Valley Transit Authority / PURCHASE BUS SHELTERS	2023 - $60,000	$60,000	$15,000	$0	$0	$75,000
RTD0009853	PVTA	119208	Pioneer Valley Transit Authority / Signage and Lighting	2023 - $16,000	$16,000	$4,000	$0	$0	$20,000
RTD0009854	PVTA	119206	Pioneer Valley Transit Authority / Bike access Equipment	2023 - $5,600	$5,600	$1,400	$0	$0	$7,000
RTD0009855	PVTA	114220	Pioneer Valley Transit Authority / Information Technology Systems	2023 - $1,318,237	$1,318,237	$1,318,237	$0	$0	$2,636,474
RTD0009857	PVTA	114402	Pioneer Valley Transit Authority / Umass Bus Maintenance Facility - Upgrade Bus Bay Doors	2023 - $220,000	$220,000	$55,000	$0	$0	$275,000
RTD0009858	PVTA	114400	Pioneer Valley Transit Authority / Holyoke ITC-Bus Bay Canopy/Pavement Upgrades	2023 - $480,000	$480,000	$120,000	$0	$0	$600,000
RTD0009859	PVTA	114406	Pioneer Valley Transit Authority / Purchase Shop Equipment - All Garages	2023 - $96,000	$96,000	$24,000	$0	$0	$120,000
RTD0009861	PVTA	300900	Pioneer Valley Transit Authority / ADA Operating Assistance	2023 - $965,548	$965,548	$241,387	$0	$0	$1,206,935
RTD0010245	PVTA	111202	Pioneer Valley Transit Authority / BUY REPLACEMENT 35-FT BUS (6)	2023 - $2,622,059	$2,622,059	$655,515	$0	$0	$3,277,574
RTD0010248	PVTA	111401	Pioneer Valley Transit Authority / REHAB/REBUILD 40-FT BUS (7)	2023 - $1,190,881	$1,190,881	$793,920	$0	$0	$1,984,801
RTD0010249	PVTA	111204	Pioneer Valley Transit Authority / BUY REPLACEMENT <30 FT BUS (2) Type D Shuttle Bus	2023 - $128,000	$128,000	$32,000	$0	$0	$160,000
RTD0010250	PVTA	114211	Pioneer Valley Transit Authority / ACQUIRE - SUPPORT VEHICLES (2)	2023 - $53,600	$53,600	$13,400	$0	$0	$67,000

RTD0010252	PVTA	114211	Pioneer Valley Transit Authority / ACQUIRE - SUPPORT VEHICLES (2) Supervisory Vehicle	2023 - $44,000	$44,000	$11,000	$0	$0	$55,000
RTD0010254	PVTA	117A00	Pioneer Valley Transit Authority / PREVENTIVE MAINTENANCE - State of Good Repair	2023 - $12,000	$12,000	$3,000	$0	$0	$15,000
RTD0010262	PVTA	114404	Pioneer Valley Transit Authority / REHAB/RENOVATE - STORAGE FACILITY Main Street Paratransit O&M	2023 - $280,000	$280,000	$70,000	$0	$0	$350,000
RTD0010263	PVTA	114401	Pioneer Valley Transit Authority / REHAB/RENOVATE - ADMINISTRATIVE FACILITY Main Street HVAC Replacement	2023 - $360,000	$360,000	$90,000	$0	$0	$450,000
RTD0010264	PVTA	442400	Pioneer Valley Transit Authority / SHORT RANGE TRANSIT PLANNING	2023 - $200,000	$200,000	$50,000	$0	$0	$250,000
RTD0010267	PVTA	117A00	Pioneer Valley Transit Authority / PREVENTIVE MAINTENANCE	2023 - $3,306,791	$3,306,791	$826,698	$0	$0	$4,133,489
RTD0009851	PVTA	111201	Pioneer Valley Transit Authority / Replacement 40' Bus (4)	2023 - $1,786,617	$1,786,617	$446,654	$0	$0	$2,233,271
RTD0009909	BAT	111201	Brockton Area Transit Authority / BUY REPLACEMENT 40-FT BUS (4)	2023 - $1,075,000	$1,075,000	$1,075,000	$0	$0	$2,150,000
RTD0009910	BAT	111202	Brockton Area Transit Authority / BUY REPLACEMENT 35-FT BUS (2)	2023 - $550,000	$550,000	$137,500	$0	$0	$687,500
RTD0009911	BAT	111240	Brockton Area Transit Authority / BUY ASSOC CAP MAINT ITEMS	2023 - $80,000	$80,000	$20,000	$0	$0	$100,000
RTD0009912	BAT	114206	Brockton Area Transit Authority / ACQUIRE - SHOP EQUIPMENT Sand Sweeper, Bus Washer	2023 - $400,000	$400,000	$100,000	$0	$0	$500,000
RTD0009913	BAT	116202	Brockton Area Transit Authority / PURCHASE COMMUNICATIONS SYSTEM	2023 - $60,000	$60,000	$15,000	$0	$0	$75,000
RTD0009914	BAT	113404	Brockton Area Transit Authority / REHAB/RENOVATE - BUS PARK & RIDE LOT	2023 - $60,000	$60,000	$15,000	$0	$0	$75,000
RTD0009915	BAT	114220	Brockton Area Transit Authority / ACQUIRE - MISC SUPPORT EQUIPMENT	2023 - $80,000	$80,000	$20,000	$0	$0	$100,000
RTD0009916	BAT	114211	Brockton Area Transit Authority / ACQUIRE - SUPPORT VEHICLES (1)	2023 - $36,000	$36,000	$9,000	$0	$0	$45,000
RTD0009917	BAT	300900	Brockton Area Transit Authority / OPERATING ASSISTANCE		$2,800,000	$2,800,000	$0	$0	$5,600,000
RTD0009921	BAT	111700	Brockton Area Transit Authority / VEH OVERHAUL (UP TO 20% VEH MAINT) (4)	2023 - $379,511	$500,000	$500,000	$0	$0	$1,000,000

RTD0009797	WRTA	300901	Worcester Regional Transit Authority: Operating Assistance - Fixed Route		$3,988,950	$3,988,950	$0	$0	$7,977,900
RTD0009798	WRTA	111201	Worcester Regional Transit Authority: Buy Replacement 35 FT Bus (8)		$3,839,257	$0	$767,851	$0	$3,839,257
RTD0009800	WRTA	114211	Worcester Regional Transit Authority: Buy Replacement Support Vehicles (2)		$128,000	$32,000	$0	$0	$160,000
RTD0009801	WRTA	114220	Worcester Regional Transit Authority: Purchase Support Equipment for Fixed Route and Demand Response		$179,051	$44,763	$0	$0	$223,814
RTD0009803	WRTA	111240	Worcester Regional Transit Authority: Purchase Spare Parts for Revenue Rolling Stock		$631,994	$157,999	$0	$0	$789,993
RTD0009804	WRTA	114207	Worcester Regional Transit Authority: Purchase Computer Hardware Equipment		$135,200	$33,800	$0	$0	$169,000
RTD0009805	WRTA	114208	Worcester Regional Transit Authority: Purchase Software to Support Operations		$116,000	$29,000	$0	$0	$145,000
RTD0009806	WRTA	119402	Worcester Regional Transit Authority: Purchase Fixed Route Bus Shelters		$48,000	$12,000	$0	$0	$60,000
RTD0009807	WRTA	119208	Worcester Regional Transit Authority: Purchase Bus Stop and Electronic Signage for Fixed Route		$4,000	$1,000	$0	$0	$5,000
RTD0009808	WRTA	113401	Worcester: Renovations and Maintenance to WRTA Hub		$4,000	$1,000	$0	$0	$5,000
RTD0009825	WRTA	114402	Worcester: Renovations and Maintenance to WRTA Maintenance and Operations Facility		$60,000	$15,000	$0	$0	$75,000
RTD0009534	CCRTA	113400	Cape Cod Regional Transit Authority/Hyannis Transportation Center/REHAB/RENOVATE BUS STATIONS	2020 - $133,656; 2021 - $1,466,344	$1,600,000	$400,000	$0	$0	$2,000,000
RTD0009535	CCRTA	117A00	Cape Cod Regional Transit Authority/PREVENTIVE MAINTENANCE	2020 - $778,090; 2021 - $302,097; 2022 - $4,919,813	$6,000,000	$1,500,000	$0	$0	$7,500,000
RTD0009536	CCRTA	300901	Cape Cod Regional Transit Authority/OPERATING ASSISTANCE-Fixed Route/Demand Response	2022 - $800,000	$800,000	$800,000	$0	$0	$1,600,000
RTD0009537	CCRTA	117L00	Cape Cod Regional Transit Authority/MOBILITY MANAGEMENT	2020 - $1,200,000	$1,200,000	$300,000	$0	$0	$1,500,000

RTD0009538	CCRTA	117C00	Cape Cod Regional Transit Authority/NON FIXED ROUTE ADA PARA SERV	2022 - $95,542; 2023 - $504,458	$600,000	$150,000	$0	$0	$750,000
RTD0010418	CCRTA	111202	BUY REPLACEMENT 35-FT BUS		$600,000	$150,000	$0	$0	$750,000
					$227,564,300	$38,871,764	$767,851	$29,567,345	$296,003,409

5310

Project Number	Agency	Line Item	Project Description	Carry Over	Federal Funds	State Funds	TDC	Local Funds	Total
RTD0010040	MassDOT	111200	Mobility Assistance Program	2023 - $6,600,316	$6,600,316	$4,000,000	$0	$0	$10,600,316
					$6,600,316	$4,000,000	$0	$0	$10,600,316

5311

Project Number	Agency	Line Item	Project Description	Carry Over	Federal Funds	State Funds	TDC	Local Funds	Total
RTD0009663	VTA	300901	VTA Operating Assistance UP TO 50% FEDERAL SHARE		$2,000,000	$0	$0	$0	$2,000,000
RTD0010431	NRTA	300901	UP TO 50% FEDERAL SHARE		$618,620	$0	$0	$618,620	$1,237,240
RTD0010038	MassDOT	300900	Rural Formula		$2,458,255	$0	$0	$3,749,029	$6,207,284
					$5,076,875	$0	$0	$4,367,649	$9,444,524

5337

Project Number	Agency	Line Item	Project Description	Carry Over	Federal Funds	State Funds	TDC	Local Funds	Total
RTD0009582	GATRA	123402	Greater Attleboro Taunton Regional Transit Authority/Rehab-Renovation Attleboro Area Commuter Rail Stations	2021 - $1,030,800	$1,030,800	$0	$0	$257,700	$1,288,500
RTD0009988	MBTA	122405	Bridge & Tunnel Program - 5337		$47,231,542	$0	$0	$11,807,886	$59,039,428
RTD0009989	MBTA	121200	Revenue Vehicle Program - 5337		$12,131,862	$0	$0	$3,032,966	$15,164,828
RTD0009990	MBTA	126301	Signals/Systems Upgrade Program - 5337		$68,437,082	$0	$0	$17,109,271	$85,546,353
RTD0009991	MBTA	123400	Stations and Facilities Program - 5337		$28,494,777	$0	$0	$7,123,694	$35,618,471
RTD0009809	WRTA	123403	Worcester: Rehabilitation of Union Station		$2,984,906	$0	$0	$746,227	$3,731,133
					$160,310,969	$0	$0	$40,077,744	$200,388,713

5339

Project Number	Agency	Line Item	Project Description	Carry Over	Federal Funds	State Funds	TDC	Local Funds	Total

RTD0010203	SRTA	114400	Southeastern Regional Transit Authority / REHAB/RENOVATE BUS SUPPORT FACIL/EQUIP	2022 - $144,000; 2023 - $36,000	$144,000	$36,000	$0	$0	$180,000
RTD0010365	MART	111203	MART-Revenue Vehicle Replacements: 30ft Bus (2)		$760,000	$190,000	$0	$0	$950,000
RTD0009992	MBTA	111400	Bus Program - 5339		$6,422,132	$0	$0	$1,605,533	$8,027,665
RTD0009856	PVTA	114403	Pioneer Valley Transit Authority / Rehab Northampton Maint Facility, Year 4		$2,016,000	$504,000	$0	$0	$2,520,000
RTD0010261	PVTA	114402	Pioneer Valley Transit Authority / REHAB/RENOVATE - MAINTENANCE FACILITY - Main Street O&M Facility		$1,600,000	$400,000	$0	$0	$2,000,000
RTD0010414	WRTA	111202	Worcester Regional Transit Authority - Buy Replacement 35 FT Bus (8)		$599,079	$0	$119,816	$0	$599,079
RTD0009539	CCRTA	114200	Cape Cod Regional Transit Authority/South Dennis Bus Operations Center/ACQUISITION OF BUS SUPPORT EQUIP/FACILITIES	2019 - $685,154	$685,154	$171,289	$0	$0	$856,443
RTD0010039	MassDOT	111200	Bus and Bus Facilities (Statewide)		$3,500,000	$0	$700,000	$0	$3,500,000
					$15,726,365	$1,301,289	$819,816	$1,605,533	$18,633,187

Other Federal

Project Number	Agency	Line Item	Project Description	Carry Over	Federal Funds	State Funds	TDC	Local Funds	Total
RTD0009492	BRTA	111204	Berkshire Regional Transit Authority/BUY REPLACEMENT <30 FT BUS (3) FIXED ROUTE		$288,554	$72,139	$0	$0	$360,693
RTD0009616	LRTA	300901	Lowell Regional Transit Authority/OPERATING ASSISTANCE 2024 (CARES ACT)	2021 - $57,473; 2022 - $3,764,606	$1,543,470	$4,243,716	$0	$3,236,319	$12,845,584
RTD0009745	SRTA	111202	Southeastern Regional Transit Authority / BUY REPLACEMENT 35-FT BUS (3) Statewide 5339		$750,000	$750,000	$0	$0	$1,500,000
RTD0010329	MWRTA	113403	MWRTA - FCRS Intermodal Hub		$8,000,000	$0	$2,000,000	$0	$8,000,000
RTD0010331	MWRTA	114303	MWRTA - ESG - East Street Garage Project		$7,000,000	$0	$1,750,000	$0	$7,000,000
RTD0010328	MWRTA	113403	MWRTA - Body Shop		$3,000,000	$0	$750,000	$0	$3,000,000
RTD0010022	MWRTA	111204	METROWEST RTA/REVENUE VEHICLE REPLACEMENT		$450,000	$225,000	$0	$0	$675,000
RTD0010340	MWRTA	111215	MWRTA - Vehicle Replacement - Cutaways (15) #2 of 2		$450,000	$225,000	$0	$0	$675,000
RTD0009993	MBTA	126301	PTC - RRIF/TIFIA Financing		$137,082,391	$0	$0	$0	$137,082,391
RTD0010394	MBTA	122405	RRIF/TIFIA Financing Program		$147,500,000	$0	$0	$0	$147,500,000

RTD0010413	BAT	111202	BAT -BUY REPLACEMENT 35-FT BUS (2)		$330,000	$82,500	$0	$0	$412,500
RTD0009553	CCRTA	111202	Cape Cod Regional Transit Authority/BUY REPLACEMENT 35-FT BUS (part Statewide 5339)		$750,000	$0	$300,000	$0	$750,000
					$307,144,415	$5,598,355	$4,800,000	$3,236,319	$319,801,168

Other NonFederal

Project Number	Agency	Line Item	Project Description	Carry Over	Federal Funds	State Funds	TDC	Local Funds	Total
RTD0009586	GATRA	111215	Greater Attleboro Taunton Regional Transit Authority/Buy Replacement Vans - 8		$0	$0	$0	$530,000	$530,000
RTD0009559	FRTA	111240	Franklin Regional Transit Authority/BUY ASSOC CAP MAINT ITEMS		$0	$15,000	$0	$0	$15,000
RTD0009560	FRTA	114406	Franklin Regional Transit Authority/REHAB/RENOVATE - SHOP EQUIPMENT		$0	$10,000	$0	$0	$10,000
RTD0009565	FRTA	113210	Franklin Regional Transit Authority/ACQUIRE - BUS PASSENGER SHELTERS		$0	$50,000	$0	$0	$50,000
RTD0009509	CATA	111240	Cape Ann TA-buy misc small capital		$0	$15,000	$0	$0	$15,000
RTD0009512	CATA	114210	Cape Ann TA - AFC 2.0		$0	$300,000	$0	$0	$300,000
RTD0010246	PVTA	111201	Pioneer Valley Planning Commission / BUY REPLACEMENT 40-FT BUS (7) - Electric Buses with VW Mitigation Funds		$0	$0	$0	$7,103,550	$7,103,550
RTD0010247	PVTA	111202	Pioneer Valley Transit Authority / BUY REPLACEMENT 35-FT BUS (1)		$0	$0	$0	$976,792	$976,792
RTD0009650	VTA	111201	VTA BUY REPLACEMENT 40-FT BUS (2)		$0	$1,300,000	$0	$0	$1,300,000
RTD0009651	VTA	111202	VTA BUY REPLACEMENT 35-FT BUS (1)		$0	$850,000	$0	$0	$850,000
RTD0009652	VTA	111400	VTA REHAB/REBUILD - CAPITOL BUS		$0	$75,000	$0	$0	$75,000
RTD0009653	VTA	111215	VTA BUY REPLACEMENT VAN		$0	$180,000	$0	$0	$180,000
RTD0009654	VTA	114403	VTA REHAB/RENOVATE - ADMIN/MAINT FACILITY		$0	$75,000	$0	$0	$75,000
RTD0009656	VTA	113210	VTA ACQUIRE - BUS PASSENGER SHELTERS		$0	$50,000	$0	$0	$50,000
RTD0009657	VTA	113209	VTA ACQUIRE - BUS ROUTE SIGNING		$0	$20,000	$0	$0	$20,000
RTD0009666	VTA	114211	VTA - ACQUIRE - SUPPORT VEHICLES		$0	$60,000	$0	$0	$60,000

RTD0009708	NRTA	1000002	Nantucket Regional Transit Authority/PREVENTIVE MAINTENANCE	$0	$75,000	$0	$0	$75,000
RTD0009709	NRTA	995000	Nantucket Regional Transit Authority/TRAVELER INFORMATION	$0	$75,000	$0	$0	$75,000
RTD0009717	NRTA	114410	Nantucket Regional Transit Authority/REHAB/RENOVATE - MOBILE FARE COLL EQUIP	$0	$20,000	$0	$0	$20,000
RTD0008636	NRTA	111204	Nantucket Regional Transit Authority/BUY REPLACEMENT <30 FT BUS	$0	$900,000	$0	$0	$900,000
RTD0010036	MassDOT	112220	RTA: Facility and System Modernization	$0	$32,416,455	$0	$0	$32,416,455
RTD0010037	MassDOT	400000	RTA Planning Assistance	$0	$2,000,000	$0	$0	$2,000,000
RTD0010041	MassDOT	900000	Transit Technical Assistance	$0	$2,000,000	$0	$0	$2,000,000
				$0	$40,486,455	$0	$8,610,342	$49,096,797
				722,423,240	90,257,863	6,387,667	87,464,932	903,968,114

5307

Project Number	Agency	Line Item	Project Description	Carry Over	Federal Funds	State Funds	TDC	Local Funds	Total
RTD0009498	BRTA	1000002	Berkshire Regional Transit Authority/PREVENTIVE MAINTENANCE		$160,000	$40,000	$0	$0	$200,000
RTD0009499	BRTA	111204	Berkshire Regional Transit Authority/BUY REPLACEMENT <30 FT BUS (4)		$384,739	$96,185	$0	$0	$480,924
RTD0009626	LRTA	114220	Lowell Regional Transit Authority/TERMINAL & BUILDING EQUIPMENT AND MAINTENANCE	2023 - $80,000	$80,000	$20,000	$0	$0	$100,000
RTD0009627	LRTA	111240	Lowell Regional Transit Authority/BUY CAP MAINT ITEMS (IT EQUIPMENT)	2023 - $8,000	$8,000	$2,000	$0	$0	$10,000
RTD0009628	LRTA	111240	Lowell Regional Transit Authority/BUY ASSOC CAP SPARE PARTS	2023 - $80,000	$80,000	$20,000	$0	$0	$100,000
RTD0009629	LRTA	300901	Lowell Regional Transit Authority/OPERATING ASSISTANCE 2025	2023 - $3,528,839; 2024 - $1,673,491	$5,202,330	$4,349,809	$0	$3,317,227	$12,869,366
RTD0009630	LRTA	442400	Lowell Regional Transit Authority/SHORT RANGE TRANSIT PLANNING 2025	2024 - $88,000	$88,000	$0	$0	$22,000	$110,000
RTD0009954	MART	300901	MART-50/50 Federal Operating Assistance		$2,100,000	$2,100,000	$0	$0	$4,200,000
RTD0009955	MART	117C00	MART-ADA Operating Assistance		$300,000	$75,000	$0	$0	$375,000
RTD0009956	MART	111215	MART-Vehicle Replacements: Cutaways (5)		$300,000	$75,000	$0	$0	$375,000
RTD0009957	MART	111204	MART-Vehicle Replacements: Size D Low-floor Cutaways (2)		$220,000	$55,000	$0	$0	$275,000
RTD0009958	MART	114420	MART-Upgrade IT Related Support Equipment		$160,000	$40,000	$0	$0	$200,000
RTD0009959	MART	114404	MART-Rehab Leominster Admin/Storage Facility		$200,000	$50,000	$0	$0	$250,000
RTD0009960	MART	113404	MART-Rehab Fitchburg Parking Garage		$160,000	$40,000	$0	$0	$200,000
RTD0009961	MART	113404	MART-Rehab Ayer Parking Garage		$40,000	$10,000	$0	$0	$50,000
RTD0009962	MART	114402	MART-Rehab Gardner Maintenance Facility		$64,000	$16,000	$0	$0	$80,000

RTD0010085	MART	117109	MART Fleet Maintenance-5 Ford Transmissions		$32,000	$8,000	$0	$0	$40,000
RTD0010091	MART	111501	MART Fleet Maintenance-Rehab 2013 Bus		$140,000	$35,000	$0	$0	$175,000
RTD0010098	MART	113404	MART-Rehab Fitchburg Parking Garage		$32,000	$8,000	$0	$0	$40,000
RTD0009595	GATRA	117L00	Greater Attleboro Taunton Regional Transit Authority/Mobility Management	2023 - $140,000	$140,000	$35,000	$0	$0	$175,000
RTD0009596	GATRA	117C00	Greater Attleboro Taunton Regional Transit Authority/Non Fixed Route ADA Paratransit Operating		$1,320,000	$330,000	$0	$0	$1,650,000
RTD0009597	GATRA	300901	Greater Attleboro Taunton Regional Transit Authority/Fixed Route Operating Assistance		$650,000	$650,000	$0	$0	$1,300,000
RTD0009599	GATRA	117A00	Greater Attleboro Taunton Regional Transit Authority/Preventative Maintenance	2020 - $157,757; 2021 - $16,571; 2022 - $771,732; 2023 - $389,288; 2024 - $99,288	$4,480,000	$1,120,000	$0	$0	$5,600,000
RTD0009601	GATRA	442400	Greater Attleboro Taunton Regional Transit Authority/Short Range Transit Planning		$80,000	$20,000	$0	$0	$100,000
RTD0009758	SRTA	114220	Southeastern Regional Transit Authority / ACQUIRE - MISC OPS/MAINT SUPPORT EQUIPMENT	2024 - $16,000	$16,000	$4,000	$0	$0	$20,000
RTD0009759	SRTA	114100	Southeastern Regional Transit Authority / ENGINEERING & DESIGN - BUS SUPPORT EQUIP/FACILITIES	2024 - $30,000	$30,000	$7,500	$0	$0	$37,500
RTD0009760	SRTA	114211	Southeastern Regional Transit Authority / ACQUIRE - OPS/MAINT SUPPORT VEHICLES (1)	2024 - $32,000	$32,000	$8,000	$0	$0	$40,000
RTD0009761	SRTA	111202	Southeastern Regional Transit Authority / BUY REPLACEMENT 35-FT BUS (2)		$500,000	$500,000	$0	$0	$1,000,000
RTD0009763	SRTA	114220	Southeastern Regional Transit Authority / ACQUIRE - TRANSIT ENHANCEMENTS	2024 - $8,000	$8,000	$2,000	$0	$0	$10,000
RTD0009765	SRTA	114207	Southeastern Regional Transit Authority / ACQUIRE - ADP HARDWARE / SOFTWARE (ITS)	2024 - $120,000	$120,000	$30,000	$0	$0	$150,000
RTD0009766	SRTA	442400	Southeastern Regional Transit Authority / SHORT RANGE TRANSIT PLANNING	2024 - $60,000	$60,000	$0	$0	$15,000	$75,000

RTD0009767	SRTA	111640	Southeastern Regional Transit Authority / LEASE ASSOC CAP MAINT ITEMS (Tire Lease)	2024 - $72,000	$72,000	$18,000	$0	$0	$90,000
RTD0009769	SRTA	300901	Southeastern Regional Transit Authority / UP TO 50% FEDERAL SHARE - Operating Assistance	2023 - $3,995,034; 2024 - $7,576,290	$12,293,324	$12,293,324	$0	$0	$24,586,648
RTD0010204	SRTA	114400	Southeastern Regional Transit Authority / REHAB/RENOVATE BUS SUPPORT FACIL/EQUIP	2024 - $9,947	$28,000	$7,000	$0	$0	$35,000
RTD0009689	MVRTA	442400	Merrimack Valley MPO Short Range Transit Planning		$80,000	$0	$0	$20,000	$100,000
RTD0009690	MVRTA	117A00	Merrimack Valley Regional Transit Authority Preventative Maintenance for service		$2,952,505	$738,125	$0	$0	$3,690,630
RTD0009691	MVRTA	300900	Merrimack Valley Regional Transit Authority Operating Assistance for Service		$729,135	$729,135	$0	$0	$1,458,270
RTD0009692	MVRTA	117C00	Merrimack Valley Regional Transit Authority ADA Paratransit Service		$1,473,090	$368,275	$0	$0	$1,841,365
RTD0009693	MVRTA	114211	Merrimack Valley Regional Transit Authority Replace 1 Model Year 2019 Supervissory Vehicle		$42,720	$10,680	$0	$0	$53,400
RTD0009510	CATA	117A00	Cape Ann TA-Preventive Maintenance	2023 - $285,000	$285,000	$0	$0	$71,250	$356,250
RTD0009511	CATA	114206	Cape Ann TA-acquire shop equip/small capital	2023 - $30,000	$30,000	$7,500	$0	$0	$37,500
RTD0009513	CATA	111203	Cape Ann TA-Revenue Vehicle Replacement	2023 - $225,000	$225,000	$225,000	$0	$0	$450,000
RTD0010016	MWRTA	114200	METROWEST RTA/ACQUISITION OF BUS SUPPORT EQUIP/FACILITIES		$91,000	$22,750	$0	$0	$113,750
RTD0010019	MWRTA	117C00	METROWEST RTA/OPERATING ASSISTANCE NON FIXED ROUTE ADA PARA SERV		$1,600,000	$400,000	$0	$0	$2,000,000
RTD0010335	MWRTA	114210	MWRTA - AFC TRANSITION - MOBILE FARE COLL EQUIP		$50,000	$50,000	$0	$0	$100,000
RTD0010018	MWRTA	113403	METROWEST RTA/TERMINAL, INTERMODAL (TRANSIT) - BLANDIN	2024 - $450,000	$450,000	$112,500	$0	$0	$562,500
RTD0010023	MWRTA	111204	METROWEST RTA/REVENUE VEHICLE REPLACEMENT		$250,000	$125,000	$0	$0	$375,000
RTD0010017	MWRTA	440000	METROWEST RTA/TECHNOLOGY SUPPORT/CAPITAL OUTREACH		$160,000	$40,000	$0	$0	$200,000
RTD0008997	MWRTA	113403	METROWEST RTA/TERMINAL, INTERMODAL (TRANSIT) - Framingham Commuter Rail Station (FCRS)		$4,000	$1,000	$0	$0	$5,000

RTD0010171	MWRTA	115220	METROWEST RTA/2025 ELECTRIC VEHICLE MIGRATION		$300,000	$300,000	$0	$0	$600,000
RTD0009994	MBTA	121200	Revenue Vehicle Program - 5307		$117,756,381	$0	$0	$29,439,095	$147,195,476
RTD0009996	MBTA	123400	Stations and Facilities Program - 5307		$39,902,153	$0	$0	$9,975,538	$49,877,691
RTD0009880	PVTA	111401	Pioneer Valley Transit Authority / REHAB/REBUILD 40-FT BUS (7)	2024 - $1,431,041	$1,431,041	$613,303	$0	$0	$2,044,344
RTD0009881	PVTA	111402	Pioneer Valley Transit Authority / REHAB/REBUILD 35-FT BUS (5)	2024 - $825,208	$825,208	$353,661	$0	$0	$1,178,869
RTD0009882	PVTA	114406	Pioneer valley Transit Authority / REHAB/RENOVATE - SHOP EQUIPMENT	2024 - $120,000	$120,000	$30,000	$0	$0	$150,000
RTD0009883	PVTA	114402	Pioneer Valley Transit Authority / REHAB/RENOVATE - MAINTENANCE FACILITY - Environmental Compliance	2024 - $4,000	$4,000	$1,000	$0	$0	$5,000
RTD0009884	PVTA	119408	Pioneer Valley Transit Authority / REHAB/RENOV SIGNAGE	2024 - $16,000	$16,000	$4,000	$0	$0	$20,000
RTD0009885	PVTA	119406	Pioneer Valley Transit Authority / REHAB/RENOV BICYCLE ACCESS, FACIL & EQUIP ON BUSES	2024 - $5,600	$5,600	$1,400	$0	$0	$7,000
RTD0009886	PVTA	119402	Pioneer Valley Transit Authority / BUS SHELTERS	2024 - $60,000	$60,000	$15,000	$0	$0	$75,000
RTD0009887	PVTA	114402	Pioneer Valley Transit Authority / REHAB/RENOVATE - MAINTENANCE FACILITY - Corewall building	2024 - $80,000	$80,000	$20,000	$0	$0	$100,000
RTD0009888	PVTA	114402	Pioneer Valley Transit Authority / REHAB/RENOVATE - MAINTENANCE FACILITY - UMass AC Install	2024 - $200,000	$200,000	$50,000	$0	$0	$250,000
RTD0009889	PVTA	114402	Pioneer Valley Transit Authority / REHAB/RENOVATE - MAINTENANCE FACILITY HITC Paint Interior structural steal	2024 - $360,000	$360,000	$90,000	$0	$0	$450,000
RTD0009891	PVTA	440000	Pioneer Valley Transit Authority / PLANNING	2024 - $200,000	$200,000	$50,000	$0	$0	$250,000
RTD0009892	PVTA	300900	Pioneer Valley Transit Authority / ADA OPERATING ASSISTANCE	2024 - $984,859	$984,859	$246,215	$0	$0	$1,231,074
RTD0009893	PVTA	117A00	Pioneer Valley Transit Authority / PREVENTIVE MAINTENANCE	2024 - $3,372,927	$3,372,927	$843,232	$0	$0	$4,216,159
RTD0009894	PVTA	116202	Pioneer Valley Transit Authority / PURCHASE COMMUNICATIONS SYSTEM - ITS	2024 - $1,194,369	$1,194,369	$1,194,369	$0	$0	$2,388,738

RTD0009895	PVTA	111201	Pioneer Valley Transit Authority / BUY REPLACEMENT 40-FT BUS (11)	2024 - $4,064,263	$4,064,263	$812,853	$0	$0	$4,877,116
RTD0010270	PVTA	114211	Pioneer Transit Authority / ACQUIRE - SUPPORT VEHICLES	2024 - $53,600	$53,600	$13,400	$0	$0	$67,000
RTD0010271	PVTA	114211	Pioneer Valley Transit Authority / ACQUIRE - Supervisory VEHICLES	2024 - $11,000; 2024 - $44,000	$44,000	$11,000	$0	$0	$55,000
RTD0010272	PVTA	117A00	Pioneer Valley Transit Authority / PREVENTIVE MAINTENANCE - State of Good Repair	2024 - $12,000	$12,000	$3,000	$0	$0	$15,000
RTD0010273	PVTA	114404	Pioneer Valley Transit Authority / REHAB/RENOVATE - STORAGE FACILITY - Paving and access improvements Umass Facility	2024 - $240,000	$240,000	$60,000	$0	$0	$300,000
RTD0009542	CCRTA	300901	Cape Cod Regional Transit Authority/OPERATING ASSISTANCE-Fixed Route/Demand Response	2023 - $800,000	$800,000	$800,000	$0	$0	$1,600,000
RTD0009543	CCRTA	117L00	Cape Cod Regional Transit Authority/MOBILITY MANAGEMENT	2024 - $1,200,000	$1,200,000	$300,000	$0	$0	$1,500,000
RTD0009544	CCRTA	117C00	Cape Cod Regional Transit Authority/NON FIXED ROUTE ADA PARA SERV	2023 - $600,000	$600,000	$150,000	$0	$0	$750,000
RTD0009545	CCRTA	117A00	Cape Cod Regional Transit Authority/PREVENTIVE MAINTENANCE		$5,600,000	$1,400,000	$0	$0	$7,000,000
RTD0009548	CCRTA	114402	Cape Cod Regional Transit Authority/South Dennis Bus Operations Center/REHAB/RENOVATE - MAINTENANCE FACILITY	2023 - $640,000	$640,000	$160,000	$0	$0	$800,000
RTD0009549	CCRTA	113401	Cape Cod Regional Transit Authority/Hyannis Transportation Center/REHAB/RENOVATE - BUS TERMINAL	2024 - $400,000	$400,000	$100,000	$0	$0	$500,000
RTD0009550	CCRTA	119302	Cape Cod Regional Transit Authority/Yarmouth and Chatham/CONSTRUCTION - BUS SHELTERS	2023 - $60,800	$60,800	$15,200	$0	$0	$76,000
RTD0009547	CCRTA	111202	Cape Cod Regional Transit Authority/BUY REPLACEMENT 35-FT BUS ($750,000 Statewide 5339)	2024 - $300,000	$1,200,000	$300,000	$0	$0	$1,500,000
RTD0009922	BAT	111240	Brockton Area Transit Authority / BUY ASSOC CAP MAINT ITEMS	2024 - $80,000	$80,000	$20,000	$0	$0	$100,000

RTD0009924	BAT	113404	Brockton Area Transit Authority / REHAB/RENOVATE - BUS PARK & RIDE LOT		$40,000	$10,000	$0	$0	$50,000
RTD0009926	BAT	114211	Brockton Area Transit Authority / ACQUIRE - SUPPORT VEHICLES (1)		$48,000	$12,000	$0	$0	$60,000
RTD0009927	BAT	113403	Brockton Area Transit Authority / TERMINAL, INTERMODAL (TRANSIT) - Bathrooms, OSS secure area		$220,000	$55,000	$0	$0	$275,000
RTD0009923	BAT	111700	Brockton Area Transit Authority / VEH OVERHAUL (UP TO 20% VEH MAINT) (4)	2024 - $220,076	$575,000	$575,000	$0	$0	$1,150,000
RTD0009928	BAT	114220	Brockton Area Transit Authority / ACQUIRE - MISC SUPPORT EQUIPMENT & Parking System	2024 - $160,000	$160,000	$40,000	$0	$0	$200,000
RTD0009929	BAT	300900	Brockton Area Transit Authority / OPERATING ASSISTANCE		$2,900,000	$2,900,000	$0	$0	$5,800,000
RTD0009810	WRTA	300901	Worcester Regional Transit Authority: Operating Assistance - Fixed Route		$4,221,363	$4,221,363	$0	$0	$8,442,726
RTD0009812	WRTA	114211	Worcester Regional Transit Authority: Buy Replacement Support Vehicles (2)		$56,000	$14,000	$0	$0	$70,000
RTD0009813	WRTA	114220	Worcester Regional Transit Authority: Purchase Support Equipment for Fixed Route and Demand Response		$239,208	$59,802	$0	$0	$299,010
RTD0009815	WRTA	111240	Worcester Regional Transit Authority: Purchase Spare Parts for Revenue Rolling Stock		$724,394	$181,099	$0	$0	$905,493
RTD0009816	WRTA	114207	Worcester Regional Transit Authority: Purchase Computer Hardware Equipment		$39,200	$9,800	$0	$0	$49,000
RTD0009817	WRTA	114208	Worcester Regional Transit Authority: Purchase Software to Support Operations		$92,000	$23,000	$0	$0	$115,000
RTD0009818	WRTA	119402	Worcester Regional Transit Authority: Purchase Fixed Route Bus Shelters		$48,000	$12,000	$0	$0	$60,000
RTD0009819	WRTA	119208	Worcester Regional Transit Authority: Purchase Bus Stop and Electronic Signage for Fixed Route		$4,000	$1,000	$0	$0	$5,000
RTD0009820	WRTA	113401	Worcester: Renovations and Maintenance to WRTA Hub		$4,000	$1,000	$0	$0	$5,000

RTD0009821	WRTA	114402	Worcester: Renovations and Maintenance to WRTA Maintenance and Operations Facility		$80,200	$20,050	$0	$0	$100,250
RTD0010118	WRTA	111215	Worcester Regional Transit Authority: Buy Replacement Van (8)		$1,080,000	$0	$216,000	$0	$1,080,000
RTD0010416	WRTA	111202	Worcester Regional Transit Authority - Buy Replacement 35 FT Bus (7)		$3,394,981	$0	$678,996	$0	$3,394,981
					$233,736,390	$40,987,530	$894,996	$42,860,110	$317,584,030

5310

Project Number	Agency	Line Item	Project Description	Carry Over	Federal Funds	State Funds	TDC	Local Funds	Total
RTD0010042	MassDOT	111200	5310 MAP Mobility Assistance		$6,732,323	$4,000,000	$0	$0	$10,732,323
					$6,732,323	$4,000,000	$0	$0	$10,732,323

5311

Project Number	Agency	Line Item	Project Description	Carry Over	Federal Funds	State Funds	TDC	Local Funds	Total
RTD0009664	VTA	300901	VTA Operating Assistance UP TO 50% FEDERAL SHARE		$2,000,000	$0	$0	$0	$2,000,000
RTD0010432	NRTA	300901	UP TO 50% FEDERAL SHARE		$618,620	$0	$0	$618,620	$1,237,240
RTD0010459	MassDOT	300900	5311 OPERATING ASSISTANCE		$2,549,539	$0	$0	$3,749,029	$6,298,568
					$5,168,159	$0	$0	$4,367,649	$9,535,808

5337

Project Number	Agency	Line Item	Project Description	Carry Over	Federal Funds	State Funds	TDC	Local Funds	Total
RTD0009602	GATRA	123402	Greater Attleboro Taunton Regional Transit Authority/Rehab-Renovation Attleboro Area Commuter Rail Stations	2022 - $1,048,530	$1,048,530	$0	$0	$262,133	$1,310,663
RTD0009997	MBTA	122405	Bridge & Tunnel Program - 5337		$47,231,542	$0	$0	$11,807,886	$59,039,428
RTD0009998	MBTA	121200	Revenue Vehicle Program - 5337		$12,131,862	$0	$0	$3,032,966	$15,164,828
RTD0009999	MBTA	126301	Signals/Systems Upgrade Program - 5337		$68,437,082	$0	$0	$17,109,271	$85,546,353
RTD0010000	MBTA	123400	Stations and Facilities Program - 5337		$31,167,425	$0	$0	$7,791,856	$38,959,281
RTD0009822	WRTA	123403	Worcester: Rehabilitation of Union Station		$3,014,755	$0	$0	$753,689	$3,768,444
					$163,031,196	$0	$0	$40,757,801	$203,788,997

5339

Project Number	Agency	Line Item	Project Description	Carry Over	Federal Funds	State Funds	TDC	Local Funds	Total
RTD0009603	GATRA	111202	Greater Attleboro Taunton Regional Transit Authority/Buy Replacement 35-FT Buses (2)	2021 - $284,224; 2022 - $300,647; 2023 - $312,162; 2024 - $142,967	$1,040,000	$260,000	$0	$0	$1,300,000
RTD0009764	SRTA	111215	Southeastern Regional Transit Authority / BUY REPLACEMENT VAN (3)	2023 - $144,000	$144,000	$36,000	$0	$0	$180,000
RTD0010342	MWRTA	111215	MWRTA - Vehicle Replacement - Cutaways (8) #2 of 2		$250,000	$125,000	$0	$0	$375,000
RTD0010001	MBTA	111400	Bus Program - 5339		$6,531,951	$0	$0	$1,632,988	$8,164,939
RTD0010275	PVTA	114402	Pioneer Valley Transit Authority / REHAB/RENOVATE - MAINTENANCE FACILITY - Lateral Expansion Northampton Maintenance Facility		$1,008,000	$252,000	$0	$0	$1,260,000
RTD0010274	PVTA	114402	Pioneer Valley Transit Authority / REHAB/RENOVATE - MAINTENANCE FACILITY - Lateral Expansion Umass Facility		$1,184,000	$296,000	$0	$0	$1,480,000
RTD0010351	PVTA	111201	BUY REPLACEMENT 40-FT BUS		$996,328	$199,266	$0	$0	$1,195,594
RTD0009546	CCRTA	114220	Cape Cod Regional Transit Authority/South Dennis Bus Operations Center/ACQUIRE - MISC SUPPORT EQUIPMENT	2023 - $400,000	$400,000	$100,000	$0	$0	$500,000
RTD0009551	CCRTA	111204	Cape Cod Regional Transit Authority/BUY REPLACEMENT <30 FT BUS	2022 - $200,000	$200,000	$50,000	$0	$0	$250,000
RTD0009552	CCRTA	111303	Cape Cod Regional Transit Authority/BUY 30-FT BUS FOR EXPANSION	2023 - $960,000	$960,000	$240,000	$0	$0	$1,200,000
RTD0009930	BAT	115220	Brockton Area Transit Authority / PURCHASE MISC ELEC/POWER EQUIP	2024 - $480,000	$480,000	$120,000	$0	$0	$600,000
RTD0009811	WRTA	111202	Worcester Regional Transit Authority: Buy Replacement 35 FT Bus (7)		$605,069	$0	$121,014	$0	$605,069
RTD0010462	MassDOT	111200	Statewide Bus and Bus Facilities		$3,500,000	$0	$700,000	$0	$3,500,000
					$17,299,348	$1,678,266	$821,014	$1,632,988	$20,610,602

Other Federal

Project Number	Agency	Line Item	Project Description	Carry Over	Federal Funds	State Funds	TDC	Local Funds	Total
RTD0009762	SRTA	111202	Southeastern Regional Transit Authority / BUY REPLACEMENT 35-FT BUS (3) Statewide 5339		$750,000	$750,000	$0	$0	$1,500,000
RTD0010332	MWRTA	113403	MWRTA - Public Restrooms at Blandin and FCRS Hubs		$160,000	$40,000	$0	$0	$200,000
RTD0010395	MBTA	122405	RRIF/TIFIA Financing Program		$147,500,000	$0	$0	$0	$147,500,000
					$148,410,000	$790,000	$0	$0	$149,200,000

Other NonFederal

Project Number	Agency	Line Item	Project Description	Carry Over	Federal Funds	State Funds	TDC	Local Funds	Total
RTD0009598	GATRA	111215	Greater Attleboro Taunton Regional Transit Authority/Buy Replacement Vans - 8		$0	$0	$0	$532,000	$532,000
RTD0009567	FRTA	113209	Franklin Regional Transit Authority/ACQUIRE - BUS ROUTE SIGNING		$0	$75,000	$0	$0	$75,000
RTD0009482	CATA	111203	Cape Ann TA-Revenue Vehicle Replacement		$0	$600,000	$0	$0	$600,000
RTD0010268	PVTA	111201	Pioneer Valley Transit Authority / BUY REPLACEMENT 40-FT BUS (3) - Electric (VW Mitigation Funds)		$0	$0	$0	$3,135,710	$3,135,710
RTD0009658	VTA	113210	VTA ACQUIRE - BUS PASSENGER SHELTERS		$0	$50,000	$0	$0	$50,000
RTD0009660	VTA	111201	VTA - BUY REPLACEMENT 35-FT BUS (2)		$0	$1,700,000	$0	$0	$1,700,000
RTD0009661	VTA	114403	VTA REHAB/RENOVATE - ADMIN/MAINT FACILITY		$0	$100,000	$0	$0	$100,000
RTD0009662	VTA	113209	VTA ACQUIRE - BUS ROUTE SIGNING		$0	$20,000	$0	$0	$20,000
RTD0009667	VTA	111400	VTA REHAB/REBUILD - CAPITOL BUS		$0	$100,000	$0	$0	$100,000
RTD0009668	VTA	111204	VTA BUY REPLACEMENT <30 FT BUS- 3 buses		$0	$1,950,000	$0	$0	$1,950,000
RTD0008944	VTA	114211	VTA ACQUIRE - SUPPORT VEHICLES		$0	$60,000	$0	$0	$60,000
RTD0009712	NRTA	995000	Nantucket Regional Transit Authority/TRAVELER INFORMATION		$0	$75,000	$0	$0	$75,000
RTD0009713	NRTA	1000002	Nantucket Regional Transit Authority/PREVENTIVE MAINTENANCE		$0	$75,000	$0	$0	$75,000

RTD0009714	NRTA	114410	Nantucket Regional Transit Authority/REHAB/RENOVATE - MOBILE FARE COLL EQUIP	$0	$20,000	$0	$0	$20,000
RTD0009715	NRTA	111204	Nantucket Regional Transit Authority/BUY REPLACEMENT <30 FT BUS	$0	$1,000,000	$0	$0	$1,000,000
RTD0009718	NRTA	114411	Nantucket Regional Transit Authority/REHAB/RENOVATE - SUPPORT VEHICLES	$0	$250,000	$0	$0	$250,000
				$0	$6,075,000	$0	$3,667,710	$9,742,710
				574,377,416	53,530,796	1,716,010	93,286,258	721,194,470

5307

Project Number	Agency	Line Item	Project Description	Carry Over	Federal Funds	State Funds	TDC	Local Funds	Total
RTD0010174	BRTA	1000002	Berkshire Regional Transit Authority/PREVENTIVE MAINTENANCE		$160,000	$40,000	$0	$0	$200,000
RTD0010175	BRTA	111202	Berkshire Regional Transit Authority/BUY REPLACEMENT 35-FT BUS		$363,467	$90,867	$0	$0	$454,334
RTD0010202	BRTA	114211	Berkshire Regional Transit Authority/ACQUIRE - SUPPORT VEHICLES		$40,000	$10,000	$0	$0	$50,000
RTD0009484	LRTA	300901	Lowell Regional Transit Authority/OPERATING ASSISTANCE 2026	2024 - $2,496,663; 2025 - $2,205,725	$4,702,388	$4,458,554	$0	$3,400,158	$12,561,100
RTD0010112	LRTA	442400	Lowell Regional Transit Authority/SHORT RANGE TRANSIT PLANNING 2026	2025 - $88,000	$88,000	$0	$0	$22,000	$110,000
RTD0010113	LRTA	111240	Lowell Regional Transit Authority/BUY ASSOC CAP SPARE PARTS	2025 - $80,000	$80,000	$20,000	$0	$0	$100,000
RTD0010121	LRTA	114220	Lowell Regional Transit Authority/TERMINAL & BUILDING EQUIPMENT AND MAINTENANCE	2025 - $80,000	$80,000	$20,000	$0	$0	$100,000
RTD0010114	LRTA	111240	Lowell Regional Transit Authority/BUY CAP MAINT ITEMS (IT EQUIPMENT)		$8,000	$2,000	$0	$0	$10,000
RTD0010146	LRTA	111202	Lowell Regional Transit Authority/REVENUE VEHICLE REPLACEMENT OF FIXED ROUTE 35FT HYBRIDS	2025 - $1,847,010	$3,842,400	$960,600	$0	$0	$4,803,000
RTD0010147	LRTA	111203	Lowell Regional Transit Authority/REVENUE VEHICLE REPLACEMENT WITH BATTERY ELECTRIC BUSES AND CHARGING INFRASTRUCTURE		$1,997,600	$499,400	$0	$0	$2,497,000
RTD0010086	MART	117109	MART Fleet Maintenance-5 Ford Transmissions		$32,000	$8,000	$0	$0	$40,000
RTD0010099	MART	111204	MART-Vehicle Replacements: Cutaways (5)		$306,000	$76,500	$0	$0	$382,500
RTD0010100	MART	114220	Replace/Upgrade IT Related Support Equipment		$80,000	$20,000	$0	$0	$100,000

RTD0010101	MART	300901	MART-50/50 Federal Operating Assistance		$2,100,000	$2,100,000	$0	$0	$4,200,000
RTD0010102	MART	117C00	MART-ADA Operating Assistance		$300,000	$75,000	$0	$0	$375,000
RTD0010103	MART	114401	MART-Rehab Leominster Admin/Storage Facility		$320,000	$80,000	$0	$0	$400,000
RTD0010104	MART	114403	MART-Rehab Gardner Maintenance Facility		$240,000	$60,000	$0	$0	$300,000
RTD0010105	MART	114402	MART-Rehab Gardner Maintenance Facility		$200,000	$50,000	$0	$0	$250,000
RTD0010106	MART	114403	MART-Rehab Fitchburg Admin/Maintenance Facility		$280,000	$70,000	$0	$0	$350,000
RTD0010062	GATRA	117L00	Greater Attleboro Taunton Regional Transit Authority/Mobility Management		$140,000	$35,000	$0	$0	$175,000
RTD0010063	GATRA	442400	Greater Attleboro Taunton Regional Transit Authority/Short Range Transit Planning		$80,000	$20,000	$0	$0	$100,000
RTD0010064	GATRA	117A00	Greater Attleboro Taunton Regional Transit Authority/Preventative Maintenance		$4,480,000	$1,120,000	$0	$0	$5,600,000
RTD0010065	GATRA	117C00	Greater Attleboro Taunton Regional Transit Authority/Non Fixed Route ADA Paratransit Operating		$1,320,000	$330,000	$0	$0	$1,650,000
RTD0010066	GATRA	300901	Greater Attleboro Taunton Regional Transit Authority/Fixed Route Operating Assistance		$750,000	$750,000	$0	$0	$1,500,000
RTD0010069	GATRA	114220	Greater Attleboro Taunton Regional Transit Authority/Miscellaneous Support Equipment		$80,000	$20,000	$0	$0	$100,000
RTD0010122	SRTA	111202	Southeastern Regional Transit Authority / BUY REPLACEMENT 35-FT BUS (2)	2025 - $500,000	$500,000	$500,000	$0	$0	$1,000,000
RTD0010138	SRTA	114100	Southeastern Regional Transit Authority / ENGINEERING & DESIGN - BUS SUPPORT EQUIP/FACIL	2025 - $30,000	$30,000	$7,500	$0	$0	$37,500
RTD0010143	SRTA	114400	Southeastern Regional Transit Authority / REHAB/RENOVATE BUS SUPPORT FACIL/EQUIP	2025 - $28,000	$28,000	$7,000	$0	$0	$35,000
RTD0010145	SRTA	114220	Southeastern Regional Transit Authority / ACQUIRE - TRANSIT ENHANCEMENTS	2025 - $8,000	$8,000	$2,000	$0	$0	$10,000
RTD0010141	SRTA	114211	Southeastern Regional Transit Authority / ACQUIRE - SUPPORT VEHICLES (1)	2025 - $32,000	$32,000	$8,000	$0	$0	$40,000

RTD0010144	SRTA	114208	Southeastern Regional Transit Authority / ACQUIRE - ADP SOFTWARE (ITS)	2025 - $120,000	$120,000	$30,000	$0	$0	$150,000
RTD0010139	SRTA	442400	Southeastern Regional Transit Authority / SHORT RANGE TRANSIT PLANNING	2025 - $60,000	$60,000	$0	$0	$15,000	$75,000
RTD0010142	SRTA	111640	Southeastern Regional Transit Authority / LEASE ASSOC CAP MAINT ITEMS (Tire Lease)	2025 - $72,000	$72,000	$18,000	$0	$0	$90,000
RTD0010210	SRTA	114220	Southeastern Regional Transit Authority / ACQUIRE - MISC SUPPORT EQUIPMENT	2025 - $16,000	$16,000	$4,000	$0	$0	$20,000
RTD0010211	SRTA	300901	Southeastern Regional Transit Authority / UP TO 50% FEDERAL SHARE - Operating Assistance	2025 - $6,659,048	$13,123,635	$13,123,635	$0	$0	$26,247,270
RTD0010055	MVRTA	117A00	Merrimack Valley Regional Transit Authority Preventative Maintenance for service		$3,041,080	$769,270	$0	$0	$3,810,350
RTD0010057	MVRTA	117C00	Merrimack Valley Regional Transit Authority ADA Paratransit Service		$1,517,285	$349,320	$0	$0	$1,866,605
RTD0010058	MVRTA	442400	Merrimack Valley MPO Short Range Transit Planning		$80,000	$0	$0	$20,000	$100,000
RTD0010059	MVRTA	300901	Merrimack Valley Regional Transit Authority Operating Assistance for Service		$751,010	$751,010	$0	$0	$1,502,020
RTD0010060	MVRTA	114211	Merrimack Valley Regional Transit Authority Replace 1 Model Yr 2020 Supervisory Vehicle		$44,000	$11,000	$0	$0	$55,000
RTD0009480	CATA	117A00	Cape Ann TA-Preventive Maintenance	2024 - $285,000	$285,000	$0	$0	$71,250	$356,250
RTD0010161	MWRTA	117C00	METROWEST RTA/OPERATING ASSISTANCE NON FIXED ROUTE ADA PARA SERV		$1,600,000	$400,000	$0	$0	$2,000,000
RTD0010166	MWRTA	114200	METROWEST RTA/ACQUISITION OF BUS SUPPORT EQUIP/FACILITIES		$91,000	$22,750	$0	$0	$113,750
RTD0010163	MWRTA	113403	METROWEST RTA/TERMINAL, INTERMODAL (TRANSIT) - BLANDIN		$550,000	$137,500	$0	$0	$687,500
RTD0010165	MWRTA	440000	METROWEST RTA/TECHNOLOGY SUPPORT/CAPITAL OUTREACH		$160,000	$40,000	$0	$0	$200,000
RTD0010167	MWRTA	113403	METROWEST RTA/TERMINAL, INTERMODAL (TRANSIT) - Framingham Commuter Rail Station	2025 - $1,000	$4,000	$1,000	$0	$0	$5,000
RTD0010196	MWRTA	111204	METROWEST RTA/REVENUE VEHICLE REPLACEMENT		$250,000	$125,000	$0	$0	$375,000
RTD0010172	MWRTA	115220	METROWEST RTA/2026 ELECTRIC VEHICLE MIGRATION		$150,000	$150,000	$0	$0	$300,000

RTD0010396	MBTA	121200	Revenue Vehicle Program - 5307		$117,756,381	$0	$0	$29,439,095	$147,195,476
RTD0010397	MBTA	123400	Stations and Facilities Program - 5307		$42,598,114	$0	$0	$10,649,529	$53,247,643
RTD0010277	PVTA	111206	Pioneer Valley Transit Authority / BUY REPL ARTICULATED BUS (2 - 60ft)	2025 - $1,600,000	$1,600,000	$400,000	$0	$0	$2,000,000
RTD0010278	PVTA	111201	Pioneer Valley Transit Authority / BUY REPLACEMENT 40-FT BUS (4)	2025 - $1,895,421	$1,895,421	$473,855	$0	$0	$2,369,276
RTD0010279	PVTA	111202	Pioneer Valley Transit Authority / BUY REPLACEMENT 35-FT BUS	2025 - $1,301,864	$1,301,864	$260,373	$0	$0	$1,562,237
RTD0010281	PVTA	114406	Pioneer Valley Transit Authority / REHAB/RENOVATE - SHOP EQUIPMENT	2025 - $120,000	$120,000	$30,000	$0	$0	$150,000
RTD0010282	PVTA	117A00	Pioneer Valley Transit Authority / PREVENTIVE MAINTENANCE - State of Good Repair	2025 - $12,000	$12,000	$3,000	$0	$0	$15,000
RTD0010285	PVTA	111402	Pioneer Valley Transit Authority REHAB/REBUIld Environmental Compliance	2025 - $4,000	$4,000	$1,000	$0	$0	$5,000
RTD0010283	PVTA	119402	Pioneer Valley Transit Authority / BUS SHELTERS	2025 - $106,566	$106,566	$26,642	$0	$0	$133,208
RTD0010284	PVTA	119408	Pioneer Valley Transit Authority / REHAB/RENOV SIGNAGE	2025 - $16,000	$16,000	$4,000	$0	$0	$20,000
RTD0010286	PVTA	119406	Pioneer Valley Transit Authority / REHAB/RENOV BICYCLE ACCESS, FACIL & EQUIP ON BUSES	2025 - $5,600	$5,600	$1,400	$0	$0	$7,000
RTD0010289	PVTA	114402	Pioneer Valley Transit Authority / REHAB/RENOVATE - MAINTENANCE FACILITY - Holyoke ITC Lower Level Renovations	2025 - $1,440,000	$1,440,000	$360,000	$0	$0	$1,800,000
RTD0010290	PVTA	113103	Pioneer Valley Transit Authority / TERMINAL, INTERMODAL (TRANSIT) Northampton ITC	2025 - $400,000	$400,000	$100,000	$0	$0	$500,000
RTD0010291	PVTA	442400	Pioneer Valley Transit Authority / SHORT RANGE TRANSIT PLANNING	2025 - $204,000	$204,000	$51,000	$0	$0	$255,000
RTD0010292	PVTA	117C00	Pioneer Valley Transit Authority / NON FIXED ROUTE ADA PARA SERV	2025 - $1,004,557	$1,004,557	$251,139	$0	$0	$1,255,696
RTD0010293	PVTA	117A00	Pioneer Valley Transit Authority / PREVENTIVE MAINTENANCE	2025 - $3,440,386	$3,440,386	$860,096	$0	$0	$4,300,482
RTD0010294	PVTA	116202	Pioneer Valley Transit Authority / PURCHASE ITS	2025 - $1,223,373	$1,223,373	$1,223,373	$0	$0	$2,446,746
RTD0010200	CCRTA	117L00	Cape Cod Regional Transit Authority/MOBILITY MANAGEMENT	2025 - $1,360,000	$1,360,000	$340,000	$0	$0	$1,700,000

RTD0010206	CCRTA	117C00	Cape Cod Regional Transit Authority/NON FIXED ROUTE ADA PARA SERV	2025 - $600,000	$600,000	$200,000	$0	$0	$800,000
RTD0010207	CCRTA	117A00	Cape Cod Regional Transit Authority/PREVENTIVE MAINTENANCE	2025 - $1,400,000; 2025 - $5,600,000	$5,600,000	$1,400,000	$0	$0	$7,000,000
RTD0010208	CCRTA	300900	Cape Cod Regional Transit Authority/OPERATING ASSISTANCE-Fixed Route/Demand Response	2025 - $800,000	$800,000	$800,000	$0	$0	$1,600,000
RTD0010217	CCRTA	113401	Cape Cod Regional Transit Authority/Hyannis Transportation Center/REHAB/RENOVATE - BUS TERMINAL	2025 - $800,000	$800,000	$200,000	$0	$0	$1,000,000
RTD0010216	CCRTA	114402	Cape Cod Regional Transit Authority/South Dennis Bus Operations Center/REHAB/RENOVATE - MAINTENANCE FACILITY	2025 - $800,000	$800,000	$200,000	$0	$0	$1,000,000
RTD0006991	BAT	114405	REHAB/RENOVATE - YARDS AND SHOPS Fuel Tank Replacement		$400,000	$100,000	$0	$0	$500,000
RTD0010220	BAT	111202	Brockton Area Transit Authority / BUY REPLACEMENT (5) 35-FT BUS Electric		$1,975,000	$493,750	$0	$0	$2,468,750
RTD0010221	BAT	114220	Brockton Area Transit Authority / ACQUIRE - MISC SUPPORT EQUIPMENT		$80,000	$20,000	$0	$0	$100,000
RTD0010222	BAT	111240	Brockton Area Transit Authority / BUY ASSOC CAP MAINT ITEMS		$80,000	$20,000	$0	$0	$100,000
RTD0010223	BAT	114402	Brockton Area Transit Authority / REHAB/RENOVATE - MAINTENANCE FACILITY		$40,000	$10,000	$0	$0	$50,000
RTD0010224	BAT	113403	Brockton Area Transit Authority / TERMINAL, INTERMODAL (TRANSIT)		$40,000	$10,000	$0	$0	$50,000
RTD0010225	BAT	300900	Brockton Area Transit Authority / OPERATING ASSISTANCE		$3,000,000	$3,000,000	$0	$0	$6,000,000
RTD0010120	WRTA	300901	Worcester Regional Transit Authority: Operating Assistance - Fixed Route		$4,432,431	$4,432,431	$0	$0	$8,864,862
RTD0010124	WRTA	111202	Worcester Regional Transit Authority: Buy Replacement 35 FT Bus (8)		$3,508,934	$0	$701,787	$0	$3,508,934
RTD0010125	WRTA	111215	Worcester Regional Transit Authority: Buy Replacement Van (6)		$822,000	$0	$164,400	$0	$822,000

RTD0010126	WRTA	114211	Worcester Regional Transit Authority: Buy Replacement Support Vehicles (2)		$88,000	$22,000	$0	$0	$110,000
RTD0010127	WRTA	114220	Worcester Regional Transit Authority: Purchase Support Equipment for Fixed Route and Demand Response		$266,585	$66,646	$0	$0	$333,231
RTD0010128	WRTA	111240	Worcester Regional Transit Authority: Purchase Spare Parts for Revenue Rolling Stock		$700,567	$175,142	$0	$0	$875,709
RTD0010129	WRTA	114207	Worcester Regional Transit Authority: Purchase Computer Hardware Equipment		$43,200	$10,800	$0	$0	$54,000
RTD0010130	WRTA	114208	Worcester Regional Transit Authority: Purchase Software to Support Operations		$96,000	$24,000	$0	$0	$120,000
RTD0010131	WRTA	119402	Worcester Regional Transit Authority: Fixed Route Bus Shelters		$48,000	$12,000	$0	$0	$60,000
RTD0010132	WRTA	119208	Worcester Regional Transit Authority: Purchase Bus Stop and Electronic Signage for Fixed Route		$4,000	$1,000	$0	$0	$5,000
RTD0010133	WRTA	114402	Worcester: Renovations and Maintenance to WRTA Maintenance and Operations Facility		$86,620	$21,655	$0	$0	$108,275
RTD0010134	WRTA	113401	Worcester: Renovations and Maintenance to WRTA Hub		$4,000	$1,000	$0	$0	$5,000
					$243,386,464	$42,979,208	$866,187	$43,617,032	$329,982,704

5310

Project Number	Agency	Line Item	Project Description	Carry Over	Federal Funds	State Funds	TDC	Local Funds	Total
RTD0010461	MassDOT	111215	5310 MAP Mobility Assistance Program		$6,866,969	$4,000,000	$0	$0	$10,866,969
					$6,866,969	$4,000,000	$0	$0	$10,866,969

5311

Project Number	Agency	Line Item	Project Description	Carry Over	Federal Funds	State Funds	TDC	Local Funds	Total
RTD0010433	NRTA	300901	UP TO 50% FEDERAL SHARE		$618,620	$0	$0	$618,620	$1,237,240
RTD0010460	MassDOT	300900	5311 OPERATING ASSISTANCE		$2,642,649	$0	$0	$3,749,029	$6,391,678
					$3,261,269	$0	$0	$4,367,649	$7,628,918

5337

Project Number	Agency	Line Item	Project Description	Carry Over	Federal Funds	State Funds	TDC	Local Funds	Total
RTD0010398	MBTA	122405	Bridge & Tunnel Program 5337		$47,231,542	$0	$0	$11,807,886	$59,039,428
RTD0010399	MBTA	121200	Revenue Vehicle Program - 5337		$12,131,862	$0	$0	$3,032,966	$15,164,828
RTD0010400	MBTA	126301	Signals/Systems Upgrade Program 5337		$68,437,082	$0	$0	$17,109,271	$85,546,353
RTD0010401	MBTA	123400	Stations and Facilities Program - 5337		$33,885,777	$0	$0	$8,471,444	$42,357,221
RTD0010135	WRTA	123403	Worcester: Rehabilitation of Union Station		$3,044,902	$0	$0	$761,226	$3,806,128
					$164,731,165	$0	$0	$41,182,793	$205,913,958

5339

Project Number	Agency	Line Item	Project Description	Carry Over	Federal Funds	State Funds	TDC	Local Funds	Total
RTD0010136	SRTA	111215	Southeastern Regional Transit Authority / BUY REPLACEMENT VAN (3)	2024 - $144,000	$144,000	$36,000	$0	$0	$180,000
RTD0010402	MBTA	111400	Bus Program 5339		$6,643,647	$0	$0	$1,660,912	$8,304,559
RTD0010287	PVTA	114402	Pioneer Valley Transit Authority / REHAB/RENOVATE - MAINTENANCE FACILITY - Northampton Bus Facility Lateral Expansion		$2,656,000	$664,000	$0	$0	$3,320,000
RTD0010288	PVTA	114402	Pioneer Valley Transit Authority / REHAB/RENOVATE - MAINTENANCE FACILITY - Umass Bus Facility - Lateral Expansion		$2,352,000	$588,000	$0	$0	$2,940,000
RTD0010352	PVTA	111202	BUY REPLACEMENT 35-FT BUS		$1,016,254	$203,251	$0	$0	$1,219,505
RTD0010218	CCRTA	119302	Cape Cod Regional Transit Authority/Mashpee and Dennis/CONSTRUCTION - BUS SHELTERS	2024 - $80,000	$80,000	$20,000	$0	$0	$100,000
RTD0010215	CCRTA	111204	Cape Cod Regional Transit Authority/BUY REPLACEMENT <30 FT BATTERY ELECTRIC BUS	2025 - $1,600,000	$1,600,000	$400,000	$0	$0	$2,000,000
RTD0010214	CCRTA	114220	Cape Cod Regional Transit Authority/South Dennis Bus Operations Center/ACQUIRE - MISC SUPPORT EQUIPMENT	2025 - $720,000	$720,000	$180,000	$0	$0	$900,000
RTD0010417	WRTA	111202	Worcester Regional Transit Authority - Buy Replacement 35 FT Bus (7)		$611,120	$0	$122,224	$0	$611,120
RTD0010463	MassDOT	111200	Statewide Bus and Bus Facilities	2025 - $749,805	$3,749,029	$0	$749,805	$0	$3,749,029

					$19,572,050	$2,091,251	$872,029	$1,660,912	$23,324,213

Other Federal

Project Number	Agency	Line Item	Project Description	Carry Over	Federal Funds	State Funds	TDC	Local Funds	Total
RTD0010137	SRTA	111202	Southeastern Regional Transit Authority / BUY REPLACEMENT 35-FT BUS (3) Statewide 5339		$750,000	$750,000	$0	$0	$1,500,000
RTD0010344	MWRTA	111215	MWRTA - Vehicle Replacement - Cutaways (8) #2 of 2		$250,000	$125,000	$0	$0	$375,000
RTD0010403	MBTA	122405	RRIF/TIFIA Financing Program		$125,000,000	$0	$0	$0	$125,000,000
RTD0010240	VTA	300901	VTA Operating Assistance UP TO 50% FEDERAL SHARE		$2,500,000	$2,500,000	$0	$0	$5,000,000
RTD0010415	BAT	111202	BAT - BUY REPLACEMENT (5) 35-FT BUS Electric		$1,185,000	$296,250	$0	$0	$1,481,250
					$129,685,000	$3,671,250	$0	$0	$133,356,250

Other NonFederal

Project Number	Agency	Line Item	Project Description	Carry Over	Federal Funds	State Funds	TDC	Local Funds	Total
RTD0010068	GATRA	111215	Greater Attleboro Taunton Regional Transit Authority/Buy Replacement Vans - 8		$0	$0	$0	$532,000	$532,000
RTD0010187	FRTA	111204	Franklin Regional Transit Authority/BUY REPLACEMENT <30 FT BUS (3)		$0	$489,750	$0	$0	$489,750
RTD0009481	CATA	111203	Cape Ann TA-Revenue Vehicle Replacement		$0	$1,200,000	$0	$0	$1,200,000
RTD0010189	VTA	114400	VTA REHAB/RENOVATE BUS SUPPORT FACIL/EQUIP		$0	$150,000	$0	$0	$150,000
RTD0010182	VTA	111400	VTA REHAB/REBUILD - CAPITOL BUS		$0	$150,000	$0	$0	$150,000
RTD0010188	VTA	111200	VTA BUY REPLACEMENTS - CAPITOL BUS		$0	$1,450,000	$0	$0	$1,450,000
RTD0010151	NRTA	995000	Nantucket Regional Transit Authority/TRAVELER INFORMATION		$0	$75,000	$0	$0	$75,000
RTD0010153	NRTA	1000002	Nantucket Regional Transit Authority/PREVENTIVE MAINTENANCE		$0	$75,000	$0	$0	$75,000
RTD0010162	NRTA	114410	Nantucket Regional Transit Authority/REHAB/RENOVATE - MOBILE FARE COLL EQUIP		$0	$20,000	$0	$0	$20,000

RTD0010164	NRTA	111204	Nantucket Regional Transit Authority/BUY REPLACEMENT <30 FT BUS	$0	$1,000,000	$0	$0	$1,000,000
				$0	$4,609,750	$0	$532,000	$5,141,750
				567,502,917	57,351,459	1,738,216	91,360,386	716,214,762

Greenhouse Gas (GHG) Analysis Report

STIP: 2022 - 2026 (D)

MassDot Project ID	MassDOT Project Description	GHG Analysis Type	GHG Impact Description	GHG CO2 Impact (kg/yr)	Additional Information
Federal Fiscal Year 2022					
Berkshire Region					
608767	EGREMONT- RECONSTRUCTION AND RELATED WORK ON ROUTE 23/41, FROM CREAMERY ROAD TO NORTH UNDERMOUNTAIN ROAD	Quantified	Quantified Decrease in Emissions from Bicycle and Pedestrian Infrastructure	-11	
608813	LANESBOROUGH- RESURFACING AND RELATED WORK ON ROUTE 7	Qualitative	Qualitative Decrease in Emissions	0	
608856	OTIS- BRIDGE REPLACEMENT, O-05-007, TANNERY ROAD OVER W. BRANCH OF FARMINGTON RIVER	Qualitative	No assumed impact/negligible impact on emissions	0	
608860	PITTSFIELD- BRIDGE REPLACEMENT, P-10-055, EAST NEW LENOX ROAD OVER SACKETT BROOK	Qualitative	No assumed impact/negligible impact on emissions	0	
609103	FLORIDA- NORTH ADAMS- RESURFACING AND RELATED WORK ON ROUTE 2	Qualitative	Qualitative Decrease in Emissions	0	
609162	WILLIAMSTOWN- SYSTEMATIC BRIDGE MAINTENANCE, W-37-013, ROUTE 7 (MOODY BRIDGE) OVER HOOSIC RIVER & PAN-AM RR	Qualitative	No assumed impact/negligible impact on emissions	0	
610546	NORTH ADAMS- BRAYTON ELEMENTARY SCHOOL IMPROVEMENTS (SRTS)	Qualitative	Qualitative Decrease in Emissions	0	
611955	PITTSFIELD- SUPERSTRUCTURE REPLACEMENT, P-10-002, HOLMES ROAD OVER HOUSATONIC RAILROAD	Qualitative	No assumed impact/negligible impact on emissions	0	
Berkshire Region			Total GHG Increase (kg/year)	0	
			Total GHG Reduction (kg/year)	-11	
			Total GHG Difference (kg/year)	-11	
Boston Region					
602077	LYNN- RECONSTRUCTION ON ROUTE 129 (LYNNFIELD STREET), FROM GREAT WOODS ROAD TO WYOMA SQUARE	Quantified	Quantified Decrease in Emissions from Complete Streets Project	-12,761	
604173	BOSTON- BRIDGE REPLACEMENT, B-16-016, NORTH WASHINGTON STREET OVER THE BOSTON INNER HARBOR	Qualitative	No assumed impact/negligible impact on emissions	0	

Greenhouse Gas (GHG) Analysis Report

STIP: 2022 - 2026 (D)

MassDot Project ID	MassDOT Project Description	GHG Analysis Type	GHG Impact Description	GHG CO2 Impact (kg/yr)	Additional Information
604952	LYNN- SAUGUS- BRIDGE REPLACEMENT, L-18-016=S-05-008, ROUTE 107 OVER THE SAUGUS RIVER (AKA - BELDEN G. BLY BRIDGE)	Qualitative	No assumed impact/negligible impact on emissions	0	
606476	BOSTON- ROADWAY, CEILING, ARCH & WALL RECONSTRUCTION AND OTHER CONTROL SYSTEMS IN SUMNER TUNNEL	Qualitative	No assumed impact/negligible impact on emissions	0	
607738	BEDFORD- MINUTEMAN BIKEWAY EXTENSION, FROM LOOMIS STREET TO CONCORD ROAD (ROUTE 62)	Quantified	Quantified Decrease in Emissions from Bicycle and Pedestrian Infrastructure	-21,098	
607977	HOPKINTON- WESTBOROUGH- RECONSTRUCTION OF I-90/I-495 INTERCHANGE	Quantified	RTP project included in the statewide model	0	
608078	CHELSEA- RECONSTRUCTION ON BROADWAY (ROUTE 107), FROM CITY HALL AVENUE TO THE REVERE C.L.	Quantified	Quantified Decrease in Emissions from Complete Streets Project	-93,278	
608164	SUDBURY- CONCORD- BIKE PATH CONSTRUCTION (BRUCE FREEMAN RAIL TRAIL)	Quantified	Quantified Decrease in Emissions from Bicycle and Pedestrian Infrastructure	-49,903	
608229	ACTON- INTERSECTION & SIGNAL IMPROVEMENTS AT KELLEY'S CORNER, ROUTE 111 (MASSACHUSETTS AVENUE) AND ROUTE 27 (MAIN STREET)	Quantified	Quantified Decrease in Emissions from Complete Streets Project	-111,958	
608443	LITTLETON- AYER- INTERSECTION IMPROVEMENTS ON ROUTE 2A AT WILLOW ROAD AND BRUCE STREET	Quantified	Quantified Decrease in Emissions from Traffic Operational Improvement	-52,101	
608495	CONCORD- LEXINGTON- LINCOLN- RESURFACING AND RELATED WORK ON ROUTE 2A	Qualitative	No assumed impact/negligible impact on emissions	0	
608599	CANTON- NORWOOD- STORMWATER IMPROVEMENTS ALONG ROUTE 1 & I-95	Qualitative	No assumed impact/negligible impact on emissions	0	
608866	NEWTON- WESTON- STEEL SUPERSTRUCTURE CLEANING (FULL REMOVAL) AND PAINTING OF 3 BRIDGES: N-12-051, W-29-011 & W-29-028	Qualitative	No assumed impact/negligible impact on emissions	0	
608887	BELLINGHAM- REHABILITATION AND RELATED WORK ON ROUTE 126, FROM DOUGLAS DRIVE TO ROUTE 140	Quantified	Quantified Decrease in Emissions from Complete Streets Project	-24,363	

R

STIP: 2022 - 2026 (D)

MassDot Project ID	MassDOT Project Description	GHG Analysis Type	GHG Impact Description	GHG CO2 Impact (kg/yr)	Additional Information
608943	BOSTON- NEPONSET RIVER GREENWAY CONSTRUCTION, INCLUDING NEW BRIDGE B-16-309 (C6Y) OVER DORCHESTER BAY	Quantified	Quantified Decrease in Emissions from Bicycle and Pedestrian Infrastructure	-239,055	
609060	LYNNFIELD- PEABODY- DANVERS- GUIDE AND TRAFFIC SIGN REPLACEMENT ON I-95/128 (TASK 'A' INTERCHANGE)	Qualitative	No assumed impact/negligible impact on emissions	0	
609066	NEWTON- WESTON- MULTI-USE TRAIL CONNECTION, FROM RECREATION ROAD TO UPPER CHARLES RIVER GREENWAY INCLUDING RECONSTRUCTION OF PED BRIDGE N-12-078=W-29-062		No assumed impact/negligible impact on emissions	0	
609090	BOSTON- MILTON- QUINCY- HIGHWAY LIGHTING SYSTEM REPLACEMENT ON I-93, FROM NEPONSET AVENUE TO THE BRAINTREE SPLIT	Qualitative	No assumed impact/negligible impact on emissions	0	
612028	STONEHAM- DECK REPLACEMENT & SUPERSTRUCTURE REPAIRS, S-27-006 (2L2), (ST 28) FELLSWAY WEST OVER I-93	Qualitative	No assumed impact/negligible impact on emissions	0	
S10780	GREEN LINE EXTENSION PROJECT- EXTENSION TO COLLEGE AVENUE WITH THE UNION SQUARE SPUR	Quantified	RTP project included in the statewide model	0	
S12114	ROYALL STREET SHUTTLE	Quantified	Quantified Decrease in Emissions from New/Additional Transit Service	0	
S12115	BLUEBIKES EXPANSION IN ARLINGTON, NEWTON, AND WATERTOWN	Quantified	Quantified Decrease in Emissions from Bicycle and Pedestrian Infrastructure	-6,570	
S12116	ALEWIFE WAYFINDING IMPROVEMENTS	Qualitative	No assumed impact/negligible impact on emissions	0	
S12117	MBTA SYSTEMWIDE BIKE RACKS	Quantified	Quantified Decrease in Emissions from Bicycle and Pedestrian Infrastructure	-42,656	
S12118	BLUEBIKES EXPANSION IN MALDEN AND MEDFORD	Quantified	Quantified Decrease in Emissions from Bicycle and Pedestrian Infrastructure	-2,028	
S12119	MAIN STREET TRANSIT SIGNAL PRIORITY	Quantified	Quantified Decrease in Emissions from Traffic Operational Improvement	-715,743	

Greenhouse Gas (GHG) Analysis Report

STIP: 2022 - 2026 (D)

MassDot Project ID	MassDOT Project Description	GHG Analysis Type	GHG Impact Description	GHG CO2 Impact (kg/yr)	Additional Information
S12120	WELLESLEY BICYCLE INFRASTRUCTURE	Quantified	Quantified Decrease in Emissions from Bicycle and Pedestrian Infrastructure	-2,069	
S12121	TRANSIT APP EDUCATION PROGRAM	Qualitative	No assumed impact/negligible impact on emissions	0	
S12122	PARKING MANAGEMENT SYSTEM	Qualitative	No assumed impact/negligible impact on emissions	0	
S12125	NEWTON MICROTRANSIT SERVICE	Quantified	Quantified Decrease in Emissions from New/Additional Transit Service	0	
Boston Region			Total GHG Increase (kg/year)	0	
			Total GHG Reduction (kg/year)	-1,373,583	
			Total GHG Difference (kg/year)	-1,373,583	
Cape Cod					
607319	MASHPEE- CORRIDOR IMPROVEMENTS & RELATED WORK ON NATHAN ELLIS HIGHWAY (ROUTE 151), FROM MASHPEE ROTARY TO FALMOUTH T.L.	Quantified	Quantified Decrease in Emissions from Bicycle and Pedestrian Infrastructure	-3,728	AC Project programmed for 2021, 2022
608422	SANDWICH- CONSTRUCTION OF SHARED USE PATH ALONG SERVICE ROAD FROM ROUTE 130 TO CHASE ROAD	Quantified	Quantified Decrease in Emissions from Bicycle and Pedestrian Infrastructure	-45,215	
608617	HARWICH- BRIDGE REPLACEMENT, H-10-019, AZALEA DRIVE OVER HERRING RIVER	Qualitative	No assumed impact/negligible impact on emissions	0	
608666	ORLEANS- INTERSECTION IMPROVEMENTS AT ROUTE 28 (SOUTH ORLEANS ROAD), ROUTE 39 (HARWICH ROAD) AND QUANSET ROAD	Quantified	Quantified Decrease in Emissions from Traffic Operational Improvement	-9,640	
609212	DENNIS- CULVERT REPLACEMENTS ON ROUTE 6A OVER SESUIT CREEK	Qualitative	No assumed impact/negligible impact on emissions	0	
Cape Cod			Total GHG Increase (kg/year)	0	
			Total GHG Reduction (kg/year)	-58,583	
			Total GHG Difference (kg/year)	-58,583	
Central Mass					

STIP: 2022 - 2026 (D)

MassDot Project ID	MassDOT Project Description	GHG Analysis Type	GHG Impact Description	GHG CO2 Impact (kg/yr)	Additional Information
602659	CHARLTON- OXFORD- RECONSTRUCTION ON ROUTE 20, FROM RICHARDSON'S CORNER EASTERLY TO ROUTE 12, INCLUDES REHAB OF C-06 -023 & REPLACEMENT OF O-06-002	Quantified	Quantified Decrease in Emissions from Traffic Operational Improvement	0	Emissions reduction also includes bicycle and pedestrian infrastructure. All CO2 emissions reductions are included within the last year of advanced construction (FFY 2026)
605377	MILLBURY- RECONSTRUCTION ON MCCRACKEN ROAD & GREENWOOD STREET, INCLUDES REHAB OF M-22-058, MCCRACKEN ROAD OVER ACCESS ROAD	Quantified	Quantified Decrease in Emissions from Traffic Operational Improvement	-6,925	Decrease also includes reduction from bicycle and pedestrian infrastructure.
608432	RUTLAND- RECONSTRUCTION OF ROUTE 56 (POMMOGUSSETT ROAD)	Quantified	Quantified Decrease in Emissions from Bicycle and Pedestrian Infrastructure	-118	
608815	HOLDEN- RESURFACING AND RELATED WORK ON ROUTE 122A	Qualitative	Qualitative Decrease in Emissions	0	
608907	UXBRIDGE- SUPERSTRUCTURE REPLACEMENT, U-02-052, ROUTE 146 RAMP OVER EMERSON BROOK	Qualitative	No assumed impact/negligible impact on emissions	0	
Central Mass			Total GHG Increase (kg/year)	0	
			Total GHG Reduction (kg/year)	-7,043	
			Total GHG Difference (kg/year)	-7,043	
Franklin Region					
606463	BUCKLAND- RECONSTRUCTION & MINOR WIDENING ON CONWAY STREET, SUMMER STREET, SOUTH STREET & CONWAY ROAD	Qualitative	No assumed impact/negligible impact on emissions	0	
608858	CHARLEMONT- BRIDGE REPLACEMENT, C-05-042, EAST OXBOW ROAD OVER OXBOW BROOK		No assumed impact/negligible impact on emissions	0	
612088	GILL- ERVING- RESURFACING AND RELATED WORK ON ROUTE 2		No assumed impact/negligible impact on emissions	0	
S12136	Franklin County Bikeway Sign Installation	Qualitative	Qualitative Decrease in Emissions	0	Assumed nominal decrease in emissions from bicycle improvements
Franklin Region			Total GHG Increase (kg/year)	0	
			Total GHG Reduction (kg/year)	0	

STIP: 2022 - 2026 (D)

MassDot Project ID	MassDOT Project Description	GHG Analysis Type	GHG Impact Description	GHG CO2 Impact (kg/yr)	Additional Information
			Total GHG Difference (kg/year)	0	
Martha's Vineyard					
608142	OAK BLUFFS- CONSTRUCTION OF A SHARED USE PATH ALONG BEACH ROAD, FROM THE LAGOON POND BRIDGE NORTHERLY TO THE EASTVILLE AVENUE/COUNTY ROAD INTERSECTION	Qualitative	Qualitative Decrease in Emissions	0	GHG Qualitative Decrease reported in FFY 2022
Martha's Vineyard			Total GHG Increase (kg/year)	0	
			Total GHG Reduction (kg/year)	0	
			Total GHG Difference (kg/year)	0	
Merrimack Valley					
605306	HAVERHILL- BRIDGE REPLACEMENT, H-12-039, I-495 (NB & SB) OVER MERRIMACK RIVER	Qualitative	No assumed impact/negligible impact on emissions	0	
608494	NEWBURY- NEWBURYPORT- SALISBURY- RESURFACING AND RELATED WORK ON ROUTE 1	Qualitative	No assumed impact/negligible impact on emissions	0	
609509	LAWRENCE- INTERSECTION IMPROVEMENTS AT MERRIMACK STREET AND SOUTH BROADWAY (ROUTE 28)	Quantified	Quantified Decrease in Emissions from Traffic Operational Improvement	-52,372	
610923	LAWRENCE- INTERSECTION RECONSTRUCTION AT MARSTON STREET & EAST HAVERHILL STREET	Qualitative	Qualitative Decrease in Emissions	0	
S12107	MVRTA FLEX TO FTA TO REPLACE MODEL YR 2011 BUSES WITH NEW CLEAN DIESEL BUSES ORDER 1/2022 DELIVERY 6/2023 (6 OF 8)	Qualitative	Qualitative Decrease in Emissions	0	
S12108	MVRTA FLEX TO FTA TO REPLACE MODEL YR 2011 BUSES WITH NEW HYBRID BUSES ORDER 1/2022 DELIVERY 6/2023 (2 OF 8)	Qualitative	Qualitative Decrease in Emissions	0	
S12109	MVRTA FLEX TO FTA TO REPOWER FIVE (5) MODEL YR 2015 TRANSIT BUSES	Qualitative	No assumed impact/negligible impact on emissions	0	
S12110	MVRTA FLEX TO FTA TO REPOWER FIVE (5) MODEL YR 2016 TRANSIT BUSES	Qualitative	No assumed impact/negligible impact on emissions	0	
S12111	MVRTA FLEX TO FTA TO UPGRADE CAD/AVL AND AUTOMATED VEHICLE ANNOUNCEMENT (AVA)	Qualitative	No assumed impact/negligible impact on emissions	0	
Merrimack Valley			Total GHG Increase (kg/year)	0	

STIP: 2022 - 2026 (D)

MassDot Project ID	MassDOT Project Description	GHG Analysis Type	GHG Impact Description	GHG CO2 Impact (kg/yr)	Additional Information
			Total GHG Reduction (kg/year)	-52,372	
			Total GHG Difference (kg/year)	-52,372	
Montachusett					
605296	FITCHBURG- BRIDGE PRESERVATION, F-04-011, CIRCLE STREET OVER NORTH NASHUA RIVER	Qualitative	No assumed impact/negligible impact on emissions	0	
608779	LANCASTER- INTERSECTION IMPROVEMENTS ON ROUTE 117/ROUTE 70 AT LUNENBURG ROAD AND ROUTE 117/ROUTE 70 AT MAIN STREET	Quantified	Quantified Decrease in Emissions from Traffic Operational Improvement	-658,914	
608793	HUBBARDSTON- HIGHWAY RECONSTRUCTION OF ROUTE 68 (MAIN STREET), FROM 1,000 FT NORTH OF WILLIAMSVILLE ROAD TO ELM STREET	Qualitative	Qualitative Decrease in Emissions	0	
608850	PETERSHAM- BRIDGE REPLACEMENT, P-08-002, GLEN VALLEY ROAD OVER EAST BRANCH OF SWIFT RIVER	Qualitative	No assumed impact/negligible impact on emissions	0	
609314	ASHBY- INTERSECTION IMPROVEMENTS AT GREENVILLE ROAD (ROUTE 31) AND TURNPIKE ROAD	Qualitative	Qualitative Decrease in Emissions	0	More information needed to be quantified
609529	LEOMINSTER- VISCOLOID AVENUE IMPROVEMENTS (SRTS)	Qualitative	Qualitative Decrease in Emissions	0	
610672	GARDNER- ELM STREET RESURFACING AND SIDEWALK IMPROVEMENTS - SRTS	Qualitative	Qualitative Decrease in Emissions	0	
610729	GARDNER- WESTMINSTER- PAVEMENT PRESERVATION AND RELATED WORK ON ROUTE 2	Qualitative	Qualitative Decrease in Emissions	0	
Montachusett			Total GHG Increase (kg/year)	0	
			Total GHG Reduction (kg/year)	-658,914	
			Total GHG Difference (kg/year)	-658,914	
Northern Middlesex					

STIP: 2022 - 2026 (D)

MassDot Project ID	MassDOT Project Description	GHG Analysis Type	GHG Impact Description	GHG CO2 Impact (kg/yr)	Additional Information
608350	DRACUT- IMPROVEMENTS ON NASHUA ROAD	Quantified	Quantified Decrease in Emissions from Bicycle and Pedestrian Infrastructure	-3,556	Reduction from Installation of a traffic signal at Lakeview Avenue and Nashua Road + approximately 10,000 feet of sidewalk.
608830	WESTFORD- BRIDGE REHABILITATION BEAVER BROOK ROAD OVER BEAVER BROOK (W-26-014)	Qualitative	No assumed impact/negligible impact on emissions	0	
608861	WESTFORD- BRIDGE REPLACEMENT, W-26-002, STONY BROOK ROAD OVER THE STONY BROOK	Qualitative	No assumed impact/negligible impact on emissions	0	
Northern Middlesex			Total GHG Increase (kg/year)	0	
			Total GHG Reduction (kg/year)	-3,556	
			Total GHG Difference (kg/year)	-3,556	
Old Colony					
600380	PEMBROKE- REHABILITATION OF ROUTE 36 (CENTER STREET) FROM ROUTE 27 TO ROUTE 14	Quantified	Quantified Decrease in Emissions from Bicycle and Pedestrian Infrastructure	-3,776	
608496	AVON- STOUGHTON- RESURFACING AND RELATED WORK ON ROUTE 24	Qualitative	No assumed impact/negligible impact on emissions	0	
Old Colony			Total GHG Increase (kg/year)	0	
			Total GHG Reduction (kg/year)	-3,776	
			Total GHG Difference (kg/year)	-3,776	
Pioneer Valley					
605032	HADLEY- RECONSTRUCTION ON ROUTE 9, FROM MIDDLE STREET TO MAPLE/SOUTH MAPLE STREET	Quantified	Quantified Decrease in Emissions from Complete Streets Project	-354	
605126	WARE- BRIDGE REPLACEMENT, W-05-015, ROUTE 32 (PALMER ROAD) OVER THE WARE RIVER		No assumed impact/negligible impact on emissions	0	
606450	HOLYOKE- TRAFFIC SIGNAL UPGRADES AT 15 INTERSECTIONS ALONG HIGH & MAPLE STREETS	Quantified	Quantified Decrease in Emissions from Complete Streets Project	-12,567	

MassDot Project ID	MassDOT Project Description	GHG Analysis Type	GHG Impact Description	GHG CO2 Impact (kg/yr)	Additional Information
606552	NORTHAMPTON– BRIDGE REPLACEMENT, N-19-059, I-91 OVER US ROUTE 5 AND B&MRR, BRIDGE REPLACEMENT, N-19-060, I-91 OVER HOCKANUM ROAD AND IMPROVEMENTS TO I-91/INTERCHANGE 18	Qualitative	No assumed impact/negligible impact on emissions	0	
608374	WEST SPRINGFIELD- RECONSTRUCTION OF MEMORIAL AVENUE (ROUTE 147), FROM COLONY ROAD TO THE MEMORIAL AVENUE ROTARY (1.4 MILES)	Quantified	Quantified Decrease in Emissions from Complete Streets Project	0	All CO2 emissions reductions are included within the last year of advanced construction (FFY 2024)
608473	SOUTH HADLEY- RESURFACING AND RELATED WORK ON ROUTE 116		No assumed impact/negligible impact on emissions	0	
608577	EASTHAMPTON- IMPROVEMENTS AND RELATED WORK ON UNION STREET (ROUTE 141) FROM PAYSON AVENUE TO HIGH STREET (0.36 MILES)	Quantified	Quantified Decrease in Emissions from Complete Streets Project	-3,170	
608719	AMHERST- BELCHERTOWN- NORWOTTUCK RAIL TRAIL RESURFACING, FROM STATION ROAD IN AMHERST TO WARREN WRIGHT ROAD IN BELCHERTOWN (1.5 MILES)		No assumed impact/negligible impact on emissions	0	
609515	NORTHAMPTON- BRIDGE STREET ELEMENTARY SCHOOL IMPROVEMENTS (SRTS)	Qualitative	Qualitative Decrease in Emissions	0	
Pioneer Valley			Total GHG Increase (kg/year)	0	
			Total GHG Reduction (kg/year)	-16,091	
			Total GHG Difference (kg/year)	-16,091	
Southeastern Mass					
605888	TAUNTON- INTERCHANGE IMPROVEMENTS AT ROUTES 24 & 140, INCLUDING REPLACING T-01-045 AND T-01-046	Quantified	Quantified Decrease in Emissions from Bicycle and Pedestrian Infrastructure	-701,525	
606024	TAUNTON- RECONSTRUCTION OF ROUTE 44 (DEAN STREET), FROM ARLINGTON STREET TO ROUTE 104 (SOUTH MAIN STREET)	Quantified	Quantified Decrease in Emissions from Traffic Operational Improvement	-2,415,341	
607339	ATTLEBORO– INTERSECTION IMPROVEMENTS AT ROUTE 1 (WASHINGTON STREET)/ROUTE 1A (NEWPORT AVENUE) AND ROUTE 123 (HIGHLAND AVENUE)	Quantified	Quantified Decrease in Emissions from Traffic Operational Improvement	-21,349	

STIP: 2022 - 2026 (D)

MassDot Project ID	MassDOT Project Description	GHG Analysis Type	GHG Impact Description	GHG CO2 Impact (kg/yr)	Additional Information
607822	NORTON- MANSFIELD- RAIL TRAIL EXTENSION (WORLD WAR II VETERANS TRAIL)	Quantified	Quantified Decrease in Emissions from Bicycle and Pedestrian Infrastructure	-174,826	
608049	FALL RIVER- CORRIDOR IMPROVEMENTS ON ROUTE 79/DAVOL STREET	Qualitative	Qualitative Increase in Emissions	0	Analysis to be performed to validate assumption.
609201	NEW BEDFORD- INTERSECTION IMPROVEMENTS ON ACUSHNET AVENUE AT PECKHAM ROAD/SASSAQUIN AVENUE	Qualitative	Qualitative Decrease in Emissions	0	Anticipating CMAQ eligibility, Analysis to be performed.
Southeastern Mass			Total GHG Increase (kg/year)	0	
			Total GHG Reduction (kg/year)	-3,313,041	
			Total GHG Difference (kg/year)	-3,313,041	
Statewide					
608203	MILFORD - HOPKINTON - WESTBOROUGH - SOUTHBOROUGH - MARLBORO - HUDSON - BERLIN - PAVEMENT PRESERVATION AND RELATED WORK ON I-495		No assumed impact/negligible impact on emissions	0	
608837	DISTRICT 2- SYSTEMATIC BRIDGE MAINTENANCE AT VARIOUS LOCATIONS (2022)		No assumed impact/negligible impact on emissions	0	
608863	DISTRICT 5- SYSTEMATIC BRIDGE PRESERVATION ALONG THE ROUTE 24 CORRIDOR		No assumed impact/negligible impact on emissions	0	
609056	HOLLAND TO STURBRIDGE- GUIDE AND TRAFFIC SIGN REPLACEMENT ON INTERSTATE 84		No assumed impact/negligible impact on emissions	0	
609417	DISTRICT 4- DISTRICT 5- DISTRICT 6- INSTALLATION OF HORIZONTAL CURVE WARNING SIGNS, PAVEMENT MARKINGS, DELINEATORS & SURFACE TREATMENTS		No assumed impact/negligible impact on emissions	0	
610793	STATEWIDE- SYSTEMIC COUNTERMEASURES FOR SHSP IMPLEMENTATION (INTERSECTION IMPROVEMENTS)		No assumed impact/negligible impact on emissions	0	
612023	DISTRICT 5- STORMWATER BASIN REHABILITATION AT VARIOUS LOCATIONS		No assumed impact/negligible impact on emissions	0	
S12008	STATEWIDE- ITS ROADWAY EQUIPMENT FOR HIGHWAY OPERATIONS		No assumed impact/negligible impact on emissions	0	

Greenhouse Gas (GHG) Analysis Report

STIP: 2022 - 2026 (D)

MassDot Project ID	MassDOT Project Description	GHG Analysis Type	GHG Impact Description	GHG CO2 Impact (kg/yr)	Additional Information
S12013	2022 Bridge Inspection & Data Control		No assumed impact/negligible impact on emissions	0	
S12016	STATEWIDE - TRAFFIC MANAGEMENT ATTENUATOR TRUCKS (PROCUREMENT)		No assumed impact/negligible impact on emissions	0	
S12017	DISTRICT 1 - CONNECTED TRAFFIC SIGNALS PILOT		No assumed impact/negligible impact on emissions	0	
S12112	Awards, Adjustments, Change Orders, etc. (FFY 2022)	Qualitative	No assumed impact/negligible impact on emissions	0	
S12143	ABP GANS (FFY 2022)	Qualitative	No assumed impact/negligible impact on emissions	0	
S12148	Metropolitan Planning (FFY 2023 UPWPs) - PL & SPR	Qualitative	No assumed impact/negligible impact on emissions	0	
S12153	SPR Work Program (FFY 2023)	Qualitative	No assumed impact/negligible impact on emissions	0	
S12158	Freight Plan Flex to Rail & Transit	Qualitative	No assumed impact/negligible impact on emissions	0	
S12159	RECREATIONAL TRAILS PROGRAM (FFY 2022)	Qualitative	No assumed impact/negligible impact on emissions	0	
S12164	RAIL ROAD CROSSINGS (FFY 2022)	Qualitative	No assumed impact/negligible impact on emissions	0	
S12169	SRTS EDUCATION (FFY 2022)	Qualitative	No assumed impact/negligible impact on emissions	0	
S12174	TRANSIT GRANT PROGRAM (FFY 2022)	Qualitative	No assumed impact/negligible impact on emissions	0	
Statewide			Total GHG Increase (kg/year)	0	
			Total GHG Reduction (kg/year)	0	
			Total GHG Difference (kg/year)	0	
		2022	Total GHG Increase (kg/year)	0	
			Total GHG Reduction (kg/year)	-5,486,970	
			Total GHG Difference (kg/year)	-5,486,970	

Greenhouse Gas (GHG) Analysis Report

STIP: 2022 - 2026 (D)

MassDot Project ID	MassDOT Project Description	GHG Analysis Type	GHG Impact Description	GHG CO2 Impact (kg/yr)	Additional Information
Federal Fiscal Year 2023					
Berkshire Region					
605843	NORTH ADAMS- BRIDGE REPLACEMENT, N-14-016, ROUTE 2 OVER THE HOOSIC RIVER	Qualitative	No assumed impact/negligible impact on emissions	0	
606233	PITTSFIELD- INTERSECTION & SIGNAL IMPROVEMENTS AT FIRST STREET & NORTH STREET (NEAR BERKSHIRE MEDICAL CENTER)	Qualitative	Qualitative Decrease in Emissions	0	Information not yet available to quantify
608857	CHESHIRE- BRIDGE REPLACEMENT, C-10-002, SAND MILL ROAD OVER DRY BROOK	Qualitative	No assumed impact/negligible impact on emissions	0	
609072	WILLIAMSTOWN- BRIDGE REPLACEMENT, W-37-010, MAIN STREET OVER HEMLOCK BROOK	Qualitative	No assumed impact/negligible impact on emissions	0	
609074	MONTEREY- BRIDGE REPLACEMENT, M-29-001, CURTIS ROAD OVER KONKAPOT RIVER	Qualitative	No assumed impact/negligible impact on emissions	0	
609078	NEW MARLBOROUGH- BRIDGE REPLACEMENT, N-08 -020, KEYES HILL ROAD OVER UMPACHENE RIVER	Qualitative	No assumed impact/negligible impact on emissions	0	
610716	WILLIAMSTOWN- INTERSECTION IMPROVEMENTS AT ROUTE 7 AND ROUTE 43	Qualitative	Qualitative Decrease in Emissions	0	Information not yet available to quantify
Berkshire Region			Total GHG Increase (kg/year)	0	
			Total GHG Reduction (kg/year)	0	
			Total GHG Difference (kg/year)	0	
Boston Region					
606130	NORWOOD- INTERSECTION IMPROVEMENTS @ ROUTE 1A & UPLAND ROAD/WASHINGTON STREET & PROSPECT STREET/FULTON STREET	Quantified	Quantified Decrease in Emissions from Traffic Operational Improvement	-131,840	
606226	BOSTON- RECONSTRUCTION OF RUTHERFORD AVENUE, FROM CITY SQUARE TO SULLIVAN SQUARE	Quantified	RTP project included in the statewide model	0	
606453	BOSTON- IMPROVEMENTS ON BOYLSTON STREET, FROM INTERSECTION OF BROOKLINE AVENUE & PARK DRIVE TO IPSWICH STREET	Quantified	Quantified Decrease in Emissions from Complete Streets Project	-1,920,790	
606476	BOSTON- ROADWAY, CEILING, ARCH & WALL RECONSTRUCTION AND OTHER CONTROL SYSTEMS IN SUMNER TUNNEL	Qualitative	No assumed impact/negligible impact on emissions	0	

STIP: 2022 - 2026 (D)

MassDot Project ID	MassDOT Project Description	GHG Analysis Type	GHG Impact Description	GHG CO2 Impact (kg/yr)	Additional Information
606902	BOSTON- BRIDGE RECONSTRUCTION/REHAB, B-16-181, WEST ROXBURY PARKWAY OVER MBTA	Qualitative	No assumed impact/negligible impact on emissions	0	
607244	WINTHROP- RECONSTRUCTION & RELATED WORK ALONG WINTHROP STREET & REVERE STREET CORRIDOR	Quantified	Quantified Decrease in Emissions from Complete Streets Project	-252,816	
607327	WILMINGTON- BRIDGE REPLACEMENT, W-38-002, ROUTE 38 (MAIN STREET) OVER THE B&M RAILROAD	Qualitative	No assumed impact/negligible impact on emissions	0	
607342	MILTON- INTERSECTION & SIGNAL IMPROVEMENTS @ ROUTE 28 (RANDOLPH AVENUE) & CHICKATAWBUT ROAD	Qualitative	Qualitative Decrease in Emissions	0	
607777	WATERTOWN- REHABILITATION OF MOUNT AUBURN STREET (ROUTE 16)	Quantified	Quantified Decrease in Emissions from Complete Streets Project	0	
607899	DEDHAM- PEDESTRIAN IMPROVEMENTS ALONG BUSSEY STREET, INCLUDING SUPERSTRUCTURE REPLACEMENT, D-05-010, BUSSEY STREET OVER MOTHER BROOK	Quantified	Quantified Decrease in Emissions from Bicycle and Pedestrian Infrastructure	-3,331	
607977	HOPKINTON- WESTBOROUGH- RECONSTRUCTION OF I-90/I-495 INTERCHANGE	Quantified	RTP project included in the statewide model	0	
608208	QUINCY- MILTON- BOSTON- INTERSTATE MAINTENANCE & RELATED WORK ON I-93	Qualitative	No assumed impact/negligible impact on emissions	0	
608255	STOW- BRIDGE REPLACEMENT, S-29-011, BOX MILL ROAD OVER ELIZABETH BROOK	Qualitative	No assumed impact/negligible impact on emissions	0	
608348	BEVERLY- RECONSTRUCTION OF BRIDGE STREET	Quantified	Quantified Decrease in Emissions from Complete Streets Project	-387,153	
608480	FOXBOROUGH- RESURFACING AND RELATED WORK ON ROUTE 1	Qualitative	No assumed impact/negligible impact on emissions	0	
608498	QUINCY- WEYMOUTH- BRAINTREE- RESURFACING AND RELATED WORK ON ROUTE 53	Qualitative	No assumed impact/negligible impact on emissions	0	
608562	SOMERVILLE- SIGNAL AND INTERSECTION IMPROVEMENT ON I-93 AT MYSTIC AVENUE AND MCGRATH HIGHWAY (TOP 200 CRASH LOCATION)	Qualitative	No assumed impact/negligible impact on emissions	0	
608609	NEWTON- WESTWOOD- STEEL SUPERSTRUCTURE CLEANING (FULL REMOVAL) AND PAINTING OF 2 BRIDGES: N-12-056 & W-31-006	Qualitative	No assumed impact/negligible impact on emissions	0	

Greenhouse Gas (GHG) Analysis Report

STIP: 2022 - 2026 (D)

MassDot Project ID	MassDOT Project Description	GHG Analysis Type	GHG Impact Description	GHG CO2 Impact (kg/yr)	Additional Information
608707	QUINCY- RECONSTRUCTION OF SEA STREET	Quantified	Quantified Increase in Emissions	30,437	
608818	DANVERS- RESURFACING AND RELATED WORK ON ROUTE 114	Qualitative	No assumed impact/negligible impact on emissions	0	
608889	FRAMINGHAM- TRAFFIC SIGNAL INSTALLATION AT EDGELL ROAD AT CENTRAL STREET	Quantified	Quantified Decrease in Emissions from Complete Streets Project	-233,257	
608929	WILMINGTON- BRIDGE REPLACEMENT, W-38-003, BUTTERS ROW OVER MBTA	Qualitative	No assumed impact/negligible impact on emissions	0	
608933	PEABODY- REHABILITATION OF CENTRAL STREET	Quantified	Quantified Decrease in Emissions from Complete Streets Project	-150,913	
609053	CANTON- DEDHAM- NORWOOD- HIGHWAY LIGHTING IMPROVEMENTS AT I-93 & I-95/128	Qualitative	No assumed impact/negligible impact on emissions	0	
609253	WILMINGTON- INTERSECTION IMPROVEMENTS AT LOWELL STREET (ROUTE 129) AND WOBURN STREET	Quantified	Quantified Decrease in Emissions from Traffic Operational Improvement	-494,211	
609530	MEDWAY- HOLLISTON STREET AND CASSIDY LANE IMPROVEMENTS (SRTS)	Qualitative	Qualitative Decrease in Emissions	0	
610674	NEWTON- RECONSTRUCTION OF COMMONWEALTH AVENUE (ROUTE 30), FROM EAST OF AUBURN STREET TO ASH STREET	Quantified	Quantified Decrease in Emissions from Bicycle and Pedestrian Infrastructure	-16,846	
S12114	ROYALL STREET SHUTTLE	Quantified	Quantified Decrease in Emissions from New/Additional Transit Service	0	
S12124	COMMUNITY CONNECTIONS PROGRAM	Qualitative	No assumed impact/negligible impact on emissions	0	Not applicable; see individual projects
S12125	NEWTON MICROTRANSIT SERVICE	Quantified	Quantified Decrease in Emissions from New/Additional Transit Service	-24,809	
Boston Region			Total GHG Increase (kg/year)	30,437	
			Total GHG Reduction (kg/year)	-3,615,966	
			Total GHG Difference (kg/year)	-3,585,529	
Cape Cod					

STIP: 2022 - 2026 (D)

MassDot Project ID	MassDOT Project Description	GHG Analysis Type	GHG Impact Description	GHG CO2 Impact (kg/yr)	Additional Information
607397	WELLFLEET- INTERSECTION IMPROVEMENTS & RELATED WORK AT ROUTE 6 & MAIN STREET	Quantified	Quantified Decrease in Emissions from Bicycle and Pedestrian Infrastructure	-287	
609067	BARNSTABLE- CONSTRUCTION OF A SHARED USE PATH ALONG BEARSES WAY, FROM ROUTE 28 TO PITCHERS WAY	Quantified	Quantified Decrease in Emissions from Bicycle and Pedestrian Infrastructure	-1,518	
609098	WELLFLEET- PAVEMENT PRESERVATION AND RELATED WORK ON ROUTE 6	Qualitative	Qualitative Decrease in Emissions	0	Assumed nominal decrease in emissions from sidewalk and bicycle infrastructure
Cape Cod			Total GHG Increase (kg/year)	0	
			Total GHG Reduction (kg/year)	-1,805	
			Total GHG Difference (kg/year)	-1,805	
Central Mass					
602659	CHARLTON- OXFORD- RECONSTRUCTION ON ROUTE 20, FROM RICHARDSON'S CORNER EASTERLY TO ROUTE 12, INCLUDES REHAB OF C-06 -023 & REPLACEMENT OF O-06-002	Quantified	Quantified Decrease in Emissions from Traffic Operational Improvement	0	Emissions reduction also includes bicycle and pedestrian infrastructure. All CO2 emissions reductions are included within the last year of advanced construction (FFY 2026)
605035	NEW BRAINTREE- RECONSTRUCTION & IMPROVEMENTS ON RAVINE ROAD AND HARDWICK ROAD FROM HARDWICK T.L. TO ROUTE 67 (BARRE RD) (2.6 MILES)	Qualitative	No assumed impact/negligible impact on emissions	0	
608171	UXBRIDGE- RECONSTRUCTION OF ROUTE 122 (SOUTH MAIN STREET), FROM SUSAN PARKWAY TO ROUTE 16	Quantified	Quantified Decrease in Emissions from Bicycle and Pedestrian Infrastructure	-489	
608490	UPTON- RESURFACING AND RELATED WORK ON ROUTE 140	Qualitative	Qualitative Decrease in Emissions	0	
608873	SPENCER- ROADWAY REHABILITATION OF MEADOW ROAD	Quantified	Quantified Decrease in Emissions from Bicycle and Pedestrian Infrastructure	-2,462	
609179	SPENCER- BRIDGE REPLACEMENT, S-23-012, NORTH SPENCER ROAD (ROUTE 31) OVER THE SEVEN MILE RIVER	Qualitative	No assumed impact/negligible impact on emissions	0	

Greenhouse Gas (GHG) Analysis Report

STIP: 2022 - 2026 (D)

MassDot Project ID	MassDOT Project Description	GHG Analysis Type	GHG Impact Description	GHG CO2 Impact (kg/yr)	Additional Information
609185	WORCESTER- BRIDGE RECONSTRUCTION OF W-44-083, HARRISION STREET OVER I-290 & W-44-093, LAUREL STREET OVER I-290	Qualitative	No assumed impact/negligible impact on emissions	0	
Central Mass			Total GHG Increase (kg/year)	0	
			Total GHG Reduction (kg/year)	-2,951	
			Total GHG Difference (kg/year)	-2,951	
Franklin Region					
603371	ORANGE- RECONSTRUCTION OF NORTH MAIN STREET, FROM SCHOOL STREET TO LINCOLN AVENUE (0.4 MILES) INCL RELOCATION OF FALL HILL BROOK CULVERT	Quantified	Quantified Decrease in Emissions from Complete Streets Project	0	All GHG emissions reductions are included in the second year of advanced construction (FFY 2024)
608414	GREENFIELD- INTERSECTION IMPROVEMENTS AT TWO LOCATIONS, ROUTE 2 AND COLRAIN ROAD & ROUTE 2 AND BIG Y ENTRANCE	Qualitative	Qualitative Decrease in Emissions	0	
608649	COLRAIN- BRIDGE DECK PRESERVATION, C-18-010 & C-18-012, ROUTE 112 OVER THE NORTH RIVER		No assumed impact/negligible impact on emissions	0	
609082	CONWAY- BRIDGE REPLACEMENT, C-20-004, NORTH POLAND ROAD OVER POLAND BROOK		No assumed impact/negligible impact on emissions	0	
S12137	Franklin County EV Charging Stations	Qualitative	Qualitative Decrease in Emissions	0	Assumed decrease in emissions from electric vehicle charging infrastructure
Franklin Region			Total GHG Increase (kg/year)	0	
			Total GHG Reduction (kg/year)	0	
			Total GHG Difference (kg/year)	0	
Merrimack Valley					
602202	SALISBURY- RECONSTRUCTION OF ROUTE 1 (LAFAYETTE ROAD)	Quantified	Quantified Decrease in Emissions from Bicycle and Pedestrian Infrastructure	0	
608930	LAWRENCE- LAWRENCE MANCHESTER RAIL CORRIDOR (LMRC) RAIL TRAIL	Quantified	Quantified Decrease in Emissions from Bicycle and Pedestrian Infrastructure	0	

R

STIP: 2022 - 2026 (D)

MassDot Project ID	MassDOT Project Description	GHG Analysis Type	GHG Impact Description	GHG CO2 Impact (kg/yr)	Additional Information
609392	ROWLEY- SAFETY IMPROVEMENTS AT ROUTE 1, CENTRAL AND GLEN STREETS	Qualitative	No assumed impact/negligible impact on emissions	0	
610658	METHUEN- INTERSECTION IMPROVEMENTS AT RIVERSIDE DRIVE AND BURNHAM ROAD	Quantified	Quantified Decrease in Emissions from Traffic Operational Improvement	-333,725	
Merrimack Valley			Total GHG Increase (kg/year)	0	
			Total GHG Reduction (kg/year)	-333,725	
			Total GHG Difference (kg/year)	-333,725	
Montachusett					
607432	WESTMINSTER- REHABILITATION & BOX WIDENING ON ROUTE 140, FROM PATRICIA ROAD TO THE PRINCETON T.L.	Qualitative	Qualitative Decrease in Emissions	0	
608784	TEMPLETON- ROUNDABOUT CONSTRUCTION AT THE INTERSECTION OF PATRIOTS ROAD, SOUTH MAIN STREET, NORTH MAIN STREET AND GARDNER ROAD	Qualitative	Qualitative Decrease in Emissions	0	
609187	HUBBARDSTON- BRIDGE REPLACEMENT, H-24-003, WILLIAMSVILLE ROAD OVER THE BURNSHIRT RIVER	Qualitative	No assumed impact/negligible impact on emissions	0	
609279	GARDNER- ROUNDABOUT CONSTRUCTION AT ELM STREET, PEARL STREET, CENTRAL STREET AND GREEN STREET	Qualitative	Qualitative Decrease in Emissions	0	
Montachusett			Total GHG Increase (kg/year)	0	
			Total GHG Reduction (kg/year)	0	
			Total GHG Difference (kg/year)	0	
Nantucket					
610533	NANTUCKET- NANTUCKET MIDDLE SCHOOL/HIGH SCHOOL COMPLEX IMPROVEMENTS (SRTS)		No assumed impact/negligible impact on emissions	0	
Nantucket			Total GHG Increase (kg/year)	0	
			Total GHG Reduction (kg/year)	0	
			Total GHG Difference (kg/year)	0	

STIP: 2022 - 2026 (D)

MassDot Project ID	MassDOT Project Description	GHG Analysis Type	GHG Impact Description	GHG CO2 Impact (kg/yr)	Additional Information
Northern Middlesex					
605178	BILLERICA- REHABILITATION ON BOSTON ROAD (ROUTE 3A) FROM BILLERICA TOWN CENTER TO FLOYD STREET	Quantified	Quantified Decrease in Emissions from Bicycle and Pedestrian Infrastructure	-2,870	Eligible activities are from construction of sidewalk and off road multi purpose path.
608774	LOWELL-TEWKSBURY– ROUTE 38 INTERSECTION IMPROVEMENTS	Qualitative	Quantified Decrease in Emissions from Traffic Operational Improvement	0	
609510	DRACUT- IMPROVEMENTS AT GEORGE ENGLESBY ELEMENTARY SCHOOL (SRTS)	Qualitative	Qualitative Decrease in Emissions	0	
Northern Middlesex			Total GHG Increase (kg/year)	0	
			Total GHG Reduction (kg/year)	-2,870	
			Total GHG Difference (kg/year)	-2,870	
Old Colony					
607403	STOUGHTON- CORRIDOR IMPROVEMENTS ON ROUTE 138	Quantified	Quantified Decrease in Emissions from Traffic Operational Improvement	0	
608279	STOUGHTON- INTERSECTION IMPROVEMENTS AND RELATED WORK AT CENTRAL STREET, CANTON STREET AND TOSCA DRIVE	Quantified	Quantified Decrease in Emissions from Traffic Operational Improvement	-83,068	
609410	BROCKTON- INTERSECTION IMPROVEMENTS AND RELATED WORK AT CENTRE STREET (ROUTE 123), CARY STREET AND LYMAN STREET	Quantified	Quantified Decrease in Emissions from Traffic Operational Improvement	-220,765	
Old Colony			Total GHG Increase (kg/year)	0	
			Total GHG Reduction (kg/year)	-303,833	
			Total GHG Difference (kg/year)	-303,833	
Pioneer Valley					
604209	HOLYOKE- WEST SPRINGFIELD- REHABILITATION OF ROUTE 5 (RIVERDALE ROAD), FROM I-91 (INTERCHANGE 13) TO MAIN STREET IN HOLYOKE & FROM ELM STREET TO NORTH ELM STREET IN WEST SPRINGFIELD (3.2 MILES)	Qualitative	Qualitative Decrease in Emissions	0	

STIP: 2022 - 2026 (D)

MassDot Project ID	MassDOT Project Description	GHG Analysis Type	GHG Impact Description	GHG CO2 Impact (kg/yr)	Additional Information
606895	GRANBY- IMPROVEMENTS @ 2 LOCATIONS ON ROUTE 202: SCHOOL STREET & FIVE CORNERS	Quantified	Quantified Decrease in Emissions from Complete Streets Project	-273	
608157	SPRINGFIELD- MCKNIGHT COMMUNITY TRAIL CONSTRUCTION, FROM ARMORY STREET TO HAYDEN AVENUE (1.5 MILES)	Quantified	Quantified Decrease in Emissions from Bicycle and Pedestrian Infrastructure	-45,830	
608163	WALES- RECONSTRUCTION & IMPROVEMENTS ON MONSON ROAD, FROM THE MONSON T.L. TO REED HILL ROAD (1.5 MILES)	Qualitative	Qualitative Decrease in Emissions	0	
608374	WEST SPRINGFIELD- RECONSTRUCTION OF MEMORIAL AVENUE (ROUTE 147), FROM COLONY ROAD TO THE MEMORIAL AVENUE ROTARY (1.4 MILES)	Quantified	Quantified Decrease in Emissions from Complete Streets Project	0	All CO2 emissions reductions are included within the last year of advanced construction (FFY 2024)
608560	SPRINGFIELD- IMPROVEMENTS ON ST. JAMES AVENUE AT TAPLEY STREET		No assumed impact/negligible impact on emissions	0	
608565	SPRINGFIELD- IMPROVEMENTS ON ST. JAMES AVENUE AT ST. JAMES BOULEVARD AND CAREW STREET		No assumed impact/negligible impact on emissions	0	
608847	WALES- BRIDGE REPLACEMENT, W-02-002, HOLLAND ROAD OVER WALES BROOK		No assumed impact/negligible impact on emissions	0	
609120	LUDLOW- BRIDGE REPLACEMENT, L-16-026, PINEY LANE OVER BROAD BROOK		No assumed impact/negligible impact on emissions	0	
609517	LONGMEADOW- BLUEBERRY HILL ELEMENTARY SCHOOL IMPROVEMENTS (SRTS)	Qualitative	Qualitative Decrease in Emissions	0	
610652	AGAWAM- ROBINSON PARK ELEMENTARY SCHOOL IMPROVEMENTS (SRTS)	Qualitative	Qualitative Decrease in Emissions	0	
Pioneer Valley			Total GHG Increase (kg/year)	0	
			Total GHG Reduction (kg/year)	-46,103	
			Total GHG Difference (kg/year)	-46,103	
Southeastern Mass					
603796	MANSFIELD- BRIDGE REPLACEMENT, M-03-003 & M-03-045, BALCOM STREET OVER THE WADING RIVER	Qualitative	No assumed impact/negligible impact on emissions	0	

STIP: 2022 - 2026 (D)

MassDot Project ID	MassDOT Project Description	GHG Analysis Type	GHG Impact Description	GHG CO2 Impact (kg/yr)	Additional Information
606527	NEW BEDFORD- SUPERSTRUCTURE REPLACEMENT, N-06-020, I-195 (EB & WB) RAMP C & F OVER ST 18, COUNTY STREET, STATE STREET, MASS COASTAL RAILROAD, PURCHASE STREET, WELD STREET, INCLUDES REPLACING N-06-046, I-195 (EB) RAMP F OVER WELD STREET	Qualitative	No assumed impact/negligible impact on emissions	0	
607871	DARTMOUTH- CORRIDOR IMPROVEMENTS ON ROUTE 6, FROM FAUNCE CORNER ROAD TO HATHAWAY ROAD	Qualitative	Qualitative Decrease in Emissions	0	Anticipating CMAQ Eligibility, Scope Change may require new analysis.
607979	MARION- SHARED USE PATH CONSTRUCTION (PHASE 1), FROM THE MARION-MATTAPOISETT T.L. TO POINT ROAD	Quantified	Quantified Decrease in Emissions from Bicycle and Pedestrian Infrastructure	-20,145	
608049	FALL RIVER- CORRIDOR IMPROVEMENTS ON ROUTE 79/DAVOL STREET	Qualitative	Qualitative Increase in Emissions	0	Analysis to be performed to validate assumption.
608230	REHOBOTH- INTERSECTION IMPROVEMENTS & RELATED WORK AT WINTHROP STREET (ROUTE 44) AND ANAWAN STREET (ROUTE 118)	Quantified	Quantified Decrease in Emissions from Traffic Operational Improvement	-25,403	
608535	NEW BEDFORD- CORRIDOR IMPROVEMENTS AND RELATED WORK ON COUNTY STREET FROM NELSON STREET TO UNION STREET	Qualitative	Qualitative Decrease in Emissions	0	Insufficient information to complete analysis at this time.
609063	ATTLEBORO- NORTH ATTLEBORUGH- GUIDE AND TRAFFIC SIGN REPLACEMENT ON INTERSTATE 295		No assumed impact/negligible impact on emissions	0	
609165	ATTLEBORO- BRIDGE REPLACEMENT, A-16-062 (3UL), INTERSTATE 295 RAMP OVER TEN MILE RIVER		No assumed impact/negligible impact on emissions	0	
609518	FAIRHAVEN- LEROY WOOD ELEMENTARY SCHOOL IMPROVEMENTS (SRTS)	Qualitative	Qualitative Decrease in Emissions	0	Analysis to be performed to validate assumption.
610801	SOMERSET- STORMWATER IMPROVEMENTS ALONG ROUTE I-195 FOR MOUNT HOPE BAY	Qualitative	No assumed impact/negligible impact on emissions	0	
Southeastern Mass			Total GHG Increase (kg/year)	0	
			Total GHG Reduction (kg/year)	-45,548	
			Total GHG Difference (kg/year)	-45,548	
Statewide					

STIP: 2022 - 2026 (D)

MassDot Project ID	MassDOT Project Description	GHG Analysis Type	GHG Impact Description	GHG CO2 Impact (kg/yr)	Additional Information
609023	DISTRICT 2- SYSTEMATIC BRIDGE MAINTENANCE AT VARIOUS LOCATIONS (2023)		No assumed impact/negligible impact on emissions	0	
609037	DISTRICT 5- SYSTEMATIC BRIDGE PRESERVATION ALONG THE I-195 CORRIDOR		No assumed impact/negligible impact on emissions	0	
609040	DISTRICT 3- SYSTEMATIC BRIDGE MAINTENANCE AT VARIOUS LOCATIONS		No assumed impact/negligible impact on emissions	0	
609064	WAREHAM TO BOURNE- GUIDE AND TRAFFIC SIGN REPLACEMENT ON ROUTE 25		No assumed impact/negligible impact on emissions	0	
609086	STATEWIDE- INTELLIGENT TRANSPORTATION SYSTEMS (PLACEHOLDER 2023)		No assumed impact/negligible impact on emissions	0	
609177	DISTRICT 4- ADA RETROFITS AT VARIOUS LOCATIONS		No assumed impact/negligible impact on emissions	0	
609178	DISTRICT 6- ADA RETROFITS AT VARIOUS LOCATIONS		No assumed impact/negligible impact on emissions	0	
610794	STATEWIDE- SYSTEMIC COUNTERMEASURES FOR SHSP IMPLEMENTATION (PEDESTRIAN AND BICYCLE SAFETY)		No assumed impact/negligible impact on emissions	0	
610806	DISTRICT 6- BOSTON INNER HARBOR STORMWATER IMPROVEMENTS		No assumed impact/negligible impact on emissions	0	
612047	DISTRICT 4- SYSTEMATIC BRIDGE PRESERVATION		No assumed impact/negligible impact on emissions	0	
S12018	STATEWIDE- STRATEGIC SAFETY PLAN UPDATE (FHWA REQUIREMENTS)		No assumed impact/negligible impact on emissions	0	Previously identified as STIP ID S10717 in STIP 2021-2025 (A)
S12139	Awards, Adjustments, Change Orders, etc. (FFY 2023)	Qualitative	No assumed impact/negligible impact on emissions	0	
S12144	ABP GANS (FFY 2023)	Qualitative	No assumed impact/negligible impact on emissions	0	
S12149	Metropolitan Planning (FFY 2024 UPWPs) - PL & SPR	Qualitative	No assumed impact/negligible impact on emissions	0	
S12154	SPR Work Program (FFY 2024)	Qualitative	No assumed impact/negligible impact on emissions	0	
S12160	RECREATIONAL TRAILS PROGRAM (FFY 2023)	Qualitative	No assumed impact/negligible impact on emissions	0	

Greenhouse Gas (GHG) Analysis Report

STIP: 2022 - 2026 (D)

MassDot Project ID	MassDOT Project Description	GHG Analysis Type	GHG Impact Description	GHG CO2 Impact (kg/yr)	Additional Information
S12165	RAIL ROAD CROSSINGS (FFY 2023)	Qualitative	No assumed impact/negligible impact on emissions	0	
S12170	SRTS EDUCATION (FFY 2023)	Qualitative	No assumed impact/negligible impact on emissions	0	
S12175	TRANSIT GRANT PROGRAM (FFY 2023)	Qualitative	No assumed impact/negligible impact on emissions	0	
Statewide			Total GHG Increase (kg/year)	0	
			Total GHG Reduction (kg/year)	0	
			Total GHG Difference (kg/year)	0	
		2023	Total GHG Increase (kg/year)	30,437	
			Total GHG Reduction (kg/year)	-4,352,801	
			Total GHG Difference (kg/year)	-4,322,364	

Greenhouse Gas (GHG) Analysis Report

STIP: 2022 - 2026 (D)

MassDot Project ID	MassDOT Project Description	GHG Analysis Type	GHG Impact Description	GHG CO2 Impact (kg/yr)	Additional Information
Federal Fiscal Year 2024					
Berkshire Region					
608754	DALTON- INTERSECTION IMPROVEMENTS AT ROUTES 8 & 9 (MAIN ST) AT SOUTH ST & WEST HOUSATONIC ST	Qualitative	Qualitative Decrease in Emissions	0	
608768	PITTSFIELD- RESURFACING AND RELATED WORK ON MERRILL ROAD, INCLUDING CONSTRUCTION OF SHARED-USE PATH	Qualitative	Qualitative Decrease in Emissions	0	
609070	ALFORD- BRIDGE REPLACEMENT, A-06-004, WEST ROAD OVER SCRIBNER BROOK	Qualitative	No assumed impact/negligible impact on emissions	0	
609289	PITTSFIELD- ASHUWILLTICOOK BIKE TRAIL EXTENSION, CRANE AVENUE TO MERRILL ROAD	Qualitative	Qualitative Decrease in Emissions	0	Information not yet available to quantify
Berkshire Region			Total GHG Increase (kg/year)	0	
			Total GHG Reduction (kg/year)	0	
			Total GHG Difference (kg/year)	0	
Boston Region					
603739	WRENTHAM- CONSTRUCTION OF ROUTE I-495/ROUTE 1A RAMPS	Quantified	Quantified Decrease in Emissions from Traffic Operational Improvement	-1,233,486	
605743	IPSWICH- RESURFACING & RELATED WORK ON CENTRAL & SOUTH MAIN STREETS	Quantified	Quantified Decrease in Emissions from Complete Streets Project	-4,356	
606226	BOSTON- RECONSTRUCTION OF RUTHERFORD AVENUE, FROM CITY SQUARE TO SULLIVAN SQUARE	Quantified	RTP project included in the statewide model	0	
607777	WATERTOWN- REHABILITATION OF MOUNT AUBURN STREET (ROUTE 16)	Quantified	Quantified Decrease in Emissions from Complete Streets Project	-634,598	
607977	HOPKINTON- WESTBOROUGH- RECONSTRUCTION OF I-90/I-495 INTERCHANGE	Quantified	RTP project included in the statewide model	0	
608007	COHASSET- SCITUATE- CORRIDOR IMPROVEMENTS AND RELATED WORK ON JUSTICE CUSHING HIGHWAY (ROUTE 3A), FROM BEECHWOOD STREET TO HENRY TURNER BAILEY ROAD	Quantified	Quantified Decrease in Emissions from Complete Streets Project	-5,849	

608197	BOSTON- BRIDGE REHABILITATION, B-16-107, CANTERBURY STREET OVER AMTRAK RAILROAD	Qualitative	No assumed impact/negligible impact on emissions	0	
608436	ASHLAND- REHABILITATION AND RAIL CROSSING IMPROVEMENTS ON CHERRY STREET	Qualitative	No assumed impact/negligible impact on emissions	0	
608522	MIDDLETON- BRIDGE REPLACEMENT, M-20-003, ROUTE 62 (MAPLE STREET) OVER IPSWICH RIVER	Qualitative	No assumed impact/negligible impact on emissions	0	
609054	LITTLETON- RECONSTRUCTION OF FOSTER STREET	Quantified	Quantified Decrease in Emissions from Complete Streets Project	-1,140	
609211	PEABODY- INDEPENDENCE GREENWAY EXTENSION	Quantified	Quantified Decrease in Emissions from Bicycle and Pedestrian Infrastructure	-36,651	
609252	LYNN- REHABILITATION OF ESSEX STREET	Quantified	Quantified Decrease in Emissions from Complete Streets Project	-411,394	
609254	LYNN- INTERSECTION IMPROVEMENTS AT TWO INTERSECTIONS ON BROADWAY	Quantified	Quantified Decrease in Emissions from Traffic Operational Improvement	-73,291	
609399	RANDOLPH- RESURFACING AND RELATED WORK ON ROUTE 28	Qualitative	No assumed impact/negligible impact on emissions	0	
609438	CANTON- BRIDGE REPLACEMENT, C-02-042, REVERE COURT OVER WEST BRANCH OF THE NEPONSET RIVER	Qualitative	No assumed impact/negligible impact on emissions	0	
609467	HAMILTON- BRIDGE REPLACEMENT, H-03-002, WINTHROP STREET OVER IPSWICH RIVER	Qualitative	No assumed impact/negligible impact on emissions	0	
609531	ARLINGTON- STRATTON SCHOOL IMPROVEMENTS (SRTS)	Qualitative	Qualitative Decrease in Emissions	0	
610537	BOSTON- ELLIS ELEMENTARY TRAFFIC CALMING (SRTS)	Qualitative	Qualitative Decrease in Emissions	0	
610782	DANVERS-MIDDLETON - BRIDGE REPLACEMENT, D-03-009=M-20-005, ANDOVER STREET (SR 114) OVER IPSWICH RIVER	Qualitative	No assumed impact/negligible impact on emissions	0	
612034	BURLINGTON- WOBURN- INTERSTATE MAINTENANCE AND RELATED WORK ON I-95	Qualitative	No assumed impact/negligible impact on emissions	0	
S12114	ROYALL STREET SHUTTLE	Quantified	Quantified Decrease in Emissions from New/Additional Transit Service	-702,115	
S12124	COMMUNITY CONNECTIONS PROGRAM	Qualitative	No assumed impact/negligible impact on emissions	0	Not applicable; see individual projects

Greenhouse Gas (GHG) Analysis Report

STIP: 2022 - 2026 (D)

MassDot Project ID	MassDOT Project Description	GHG Analysis Type	GHG Impact Description	GHG CO2 Impact (kg/yr)	Additional Information
Boston Region			Total GHG Increase (kg/year)	0	
			Total GHG Reduction (kg/year)	-3,102,880	
			Total GHG Difference (kg/year)	-3,102,880	
Cape Cod					
606082	BOURNE- MEDIAN INSTALLATION ON ROUTE 6 (SCENIC HIGHWAY)	Qualitative	No assumed impact/negligible impact on emissions	0	
608568	YARMOUTH- IMPROVEMENTS AT MAIN STREET (ROUTE 28) AT NORTH MAIN STREET AT OLD MAIN STREET	Qualitative	Qualitative Decrease in Emissions	0	Assumed nominal decrease in emissions from sidewalk and bicycle infrastructure
608742	DENNIS- HARWICH- RECONSTRUCTION & RELATED WORK ON MAIN STREET (ROUTE 28), FROM UPPER COUNTY ROAD TO THE HERRING RIVER BRIDGE	Quantified	Quantified Decrease in Emissions from Bicycle and Pedestrian Infrastructure	-1,338	
608744	PROVINCETOWN- CORRIDOR IMPROVEMENTS AND RELATED WORK ON SHANK PAINTER ROAD, FROM ROUTE 6 TO BRADFORD STREET	Quantified	Quantified Decrease in Emissions from Bicycle and Pedestrian Infrastructure	0	AC Project programmed for 2024, 2025
610670	HARWICH- HARWICH ELEMENTARY SCHOOL (SRTS)	Qualitative	Qualitative Decrease in Emissions	0	Assumed nominal decrease in emissions from sidewalk and bicycle infrastructure
Cape Cod			Total GHG Increase (kg/year)	0	
			Total GHG Reduction (kg/year)	-1,338	
			Total GHG Difference (kg/year)	-1,338	
Central Mass					
602659	CHARLTON- OXFORD- RECONSTRUCTION ON ROUTE 20, FROM RICHARDSON'S CORNER EASTERLY TO ROUTE 12, INCLUDES REHAB OF C-06 -023 & REPLACEMENT OF O-06-002	Quantified	Quantified Decrease in Emissions from Traffic Operational Improvement	0	Emissions reduction also includes bicycle and pedestrian infrastructure. All CO2 emissions reductions are included within the last year of advanced construction (FFY 2026)
606517	WEST BROOKFIELD- RESURFACING & RELATED WORK ON ROUTE 9, FROM WARE T.L. TO 850' WEST OF WELCOME ROAD (1.1 MILES - PHASE I)	Quantified	Quantified Decrease in Emissions from Bicycle and Pedestrian Infrastructure	-439	

STIP: 2022 - 2026 (D)

MassDot Project ID	MassDOT Project Description	GHG Analysis Type	GHG Impact Description	GHG CO2 Impact (kg/yr)	Additional Information
607764	SHREWSBURY- INTERSECTION & SIGNAL IMPROVEMENT AT US 20 (HARTFORD TURNPIKE) AT GRAFTON STREET	Qualitative	No assumed impact/negligible impact on emissions	0	
608491	MENDON- RESURFACING AND RELATED WORK ON ROUTE 16	Qualitative	Qualitative Decrease in Emissions	0	
608640	SUTTON- BRIDGE RECONSTRUCTION/REHABILITATION, S-33-004, CARRYING DEPOT STREET OVER THE BLACKSTONE RIVER	Qualitative	No assumed impact/negligible impact on emissions	0	
608778	SOUTHBRIDGE- INTERSECTION IMPROVEMENTS AT CENTRAL STREET, FOSTER STREET, HOOK STREET AND HAMILTON STREET	Quantified	Quantified Decrease in Emissions from Bicycle and Pedestrian Infrastructure	-4,357	
608814	SPENCER- EAST BROOKFIELD- RESURFACING AND RELATED WORK ON ROUTE 9	Qualitative	Qualitative Decrease in Emissions	0	
608862	SOUTHBRIDGE- BRIDGE REPLACEMENT, S-21-009, MILL STREET OVER MCKINSTRY BROOK & S-21-003, MILL STREET OVER THE QUINEBAUG RIVER	Qualitative	No assumed impact/negligible impact on emissions	0	
609186	DUDLEY- BRIDGE RECONSTRUCTION, D-12-026, STATE ROUTE 131 OVER THE QUINEBAUG RIVER	Qualitative	No assumed impact/negligible impact on emissions	0	
609219	HOLDEN- PAVEMENT REHABILITATION ON MAIN STREET, SHREWSBURY STREET AND DOYLE ROAD, FROM STATE POLICE BARRACKS TO BRATTLE STREET	Qualitative	Qualitative Decrease in Emissions	0	
609528	GRAFTON- MILLBURY STREET IMPROVEMENTS (SRTS)	Qualitative	No assumed impact/negligible impact on emissions	0	
612087	AUBURN- RESURFACING AND RELATED WORK ON I-290 AND I-395	Qualitative	Qualitative Decrease in Emissions	0	
Central Mass			Total GHG Increase (kg/year)	0	
			Total GHG Reduction (kg/year)	-4,796	
			Total GHG Difference (kg/year)	-4,796	
Franklin Region					
602319	NORTHFIELD- BRIDGE REPLACEMENT, N-22-010, BIRNAM ROAD OVER MILL BROOK		No assumed impact/negligible impact on emissions	0	

STIP: 2022 - 2026 (D)

MassDot Project ID	MassDOT Project Description	GHG Analysis Type	GHG Impact Description	GHG CO2 Impact (kg/yr)	Additional Information
603371	ORANGE- RECONSTRUCTION OF NORTH MAIN STREET, FROM SCHOOL STREET TO LINCOLN AVENUE (0.4 MILES) INCL RELOCATION OF FALL HILL BROOK CULVERT	Quantified	Quantified Decrease in Emissions from Complete Streets Project	-295	All GHG emissions reductions are included in the second year of advanced construction (FFY 2024)
608849	LEVERETT- BRIDGE REPLACEMENT, L-09-003, MILLERS ROAD OVER ROARING BROOK		No assumed impact/negligible impact on emissions	0	
608855	ROWE- BRIDGE REPLACEMENT, R-10-008, CYRUS STAGE ROAD OVER POTTER BROOK		No assumed impact/negligible impact on emissions	0	
609398	ERVING- RESURFACING AND RELATED WORK ON ROUTE 2		No assumed impact/negligible impact on emissions	0	
609427	MONTAGUE- BRIDGE REPLACEMENT, M-28-026, SOUTH STREET OVER SAWMILL RIVER		No assumed impact/negligible impact on emissions	0	
Franklin Region			Total GHG Increase (kg/year)	0	
			Total GHG Reduction (kg/year)	-295	
			Total GHG Difference (kg/year)	-295	
Martha's Vineyard					
609459	TISBURY- DRAINAGE IMPROVEMENTS ON STATE HIGHWAY	Qualitative	No assumed impact/negligible impact on emissions	0	PRC approved. MassDOT letter to MVC 5/1/19. MVC JTC 5/29/19. PIF & PNF currently under review
Martha's Vineyard			Total GHG Increase (kg/year)	0	
			Total GHG Reduction (kg/year)	0	
			Total GHG Difference (kg/year)	0	
Merrimack Valley					
602202	SALISBURY- RECONSTRUCTION OF ROUTE 1 (LAFAYETTE ROAD)	Quantified	Quantified Decrease in Emissions from Bicycle and Pedestrian Infrastructure	-27,932	
605304	HAVERHILL- BRIDGE REPLACEMENT, H-12-007 & H-12-025, BRIDGE STREET (SR 125) OVER THE MERRIMACK RIVER AND THE ABANDONED B&M RR (PROPOSED BIKEWAY)	Qualitative	No assumed impact/negligible impact on emissions	0	

STIP: 2022 - 2026 (D)

MassDot Project ID	MassDOT Project Description	GHG Analysis Type	GHG Impact Description	GHG CO2 Impact (kg/yr)	Additional Information
606522	ANDOVER- BRIDGE REHABILITATION, A-09-036, I-495 OVER ST 28 (SB), A-09-037, I-495 OVER B&M AND MBTA, A-09-041, I-495 OVER ST 28 (NB)		No assumed impact/negligible impact on emissions	0	
608095	NORTH ANDOVER- CORRIDOR IMPROVEMENTS ON ROUTE 114, BETWEEN ROUTE 125 (ANDOVER STREET) & STOP & SHOP DRIVEWAY		RTP project included in the statewide model	0	
608930	LAWRENCE- LAWRENCE MANCHESTER RAIL CORRIDOR (LMRC) RAIL TRAIL	Quantified	Quantified Decrease in Emissions from Bicycle and Pedestrian Infrastructure	-175,927	
609466	HAVERHILL- BRIDGE REPLACEMENT, H-12-040, I-495 (NB & SB) OVER MERRIMACK RIVER		No assumed impact/negligible impact on emissions	0	
Merrimack Valley			Total GHG Increase (kg/year)	0	
			Total GHG Reduction (kg/year)	-203,859	
			Total GHG Difference (kg/year)	-203,859	
Montachusett					
604499	LEOMINSTER- RECONSTRUCTION/ REHABILITATION ON ROUTE 12 (CENTRAL STREET), INCLUDING REHABILITATION OF L-08-022	Quantified	Quantified Decrease in Emissions from Complete Streets Project	0	All CO2 emissions reductions are included within the last year of advanced construction (FFY 2026)
608189	FITCHBURG- BRIDGE REPLACEMENT AND RELATED WORK, F-04-017, WATER STREET (STATE 2A) OVER BOULDER DRIVE AND PANAM RAILROAD & F-04-018, WATER STREET (ROUTE 12) OVER NORTH NASHUA RIVER	Qualitative	No assumed impact/negligible impact on emissions	0	
609107	PHILLIPSTON- TEMPLETON- PAVEMENT PRESERVATION AND RELATED WORK ON ROUTE 2	Qualitative	Qualitative Decrease in Emissions	0	
609411	FITCHBURG- LEOMINSTER- TWIN CITIES RAIL TRAIL CONSTRUCTION (PHASE II)	Qualitative	Qualitative Decrease in Emissions	0	Quantified decrease of 407,831 CO2 kg/yr reflected in Phase I funded through the 2020 TIP
610730	WESTMINSTER- FITCHBURG- PAVEMENT PRESERVATION AND RELATED WORK ON ROUTE 2	Qualitative	Qualitative Decrease in Emissions	0	
Montachusett			Total GHG Increase (kg/year)	0	
			Total GHG Reduction (kg/year)	0	

STIP: 2022 - 2026 (D)

MassDot Project ID	MassDOT Project Description	GHG Analysis Type	GHG Impact Description	GHG CO2 Impact (kg/yr)	Additional Information
			Total GHG Difference (kg/year)	0	
Northern Middlesex					
608227	BILLERICA- YANKEE DOODLE BIKE PATH CONSTRUCTION (PHASE I)	Quantified	Quantified Decrease in Emissions from Bicycle and Pedestrian Infrastructure	-147,642	
609035	WESTFORD- REHABILITATION OF BOSTON ROAD	Quantified	Quantified Decrease in Emissions from Bicycle and Pedestrian Infrastructure	-3,447	Decrease from 5,200 feet of bike lanes and 6,000 feet of sidewalk.
Northern Middlesex			Total GHG Increase (kg/year)	0	
			Total GHG Reduction (kg/year)	-151,089	
			Total GHG Difference (kg/year)	-151,089	
Old Colony					
607403	STOUGHTON- CORRIDOR IMPROVEMENTS ON ROUTE 138	Quantified	Quantified Decrease in Emissions from Traffic Operational Improvement	-3,546	
609052	BROCKTON- INTERSECTION IMPROVEMENTS AT CENTRE STREET (ROUTE 123) AND PLYMOUTH STREET	Quantified	Quantified Decrease in Emissions from Traffic Operational Improvement	-359,725	
609435	PLYMPTON- BRIDGE REPLACEMENT, P-14-001 (445), WINNETUXET ROAD OVER WINNETUXET RIVER	Qualitative	No assumed impact/negligible impact on emissions	0	
Old Colony			Total GHG Increase (kg/year)	0	
			Total GHG Reduction (kg/year)	-363,271	
			Total GHG Difference (kg/year)	-363,271	
Pioneer Valley					
606797	CUMMINGTON- RETAINING WALL REPLACEMENT ON ROUTE 9 ADJACENT TO SWIFT RIVER	Qualitative	No assumed impact/negligible impact on emissions	0	
608374	WEST SPRINGFIELD- RECONSTRUCTION OF MEMORIAL AVENUE (ROUTE 147), FROM COLONY ROAD TO THE MEMORIAL AVENUE ROTARY (1.4 MILES)	Quantified	Quantified Decrease in Emissions from Complete Streets Project	-8,434	All CO2 emissions reductions are included within the last year of advanced construction (FFY 2024)

MassDot Project ID	MassDOT Project Description	GHG Analysis Type	GHG Impact Description	GHG CO2 Impact (kg/yr)	Additional Information
608717	SPRINGFIELD- RECONSTRUCTION OF SUMNER AVENUE AT DICKINSON STREET AND BELMONT AVENUE (THE "X")	Quantified	Quantified Decrease in Emissions from Complete Streets Project	-39,183	
608846	MONSON- BRIDGE REPLACEMENT, M-27-015, OLD WALES ROAD OVER CONANT BROOK		No assumed impact/negligible impact on emissions	0	
609287	WORTHINGTON- RECONSTRUCTION & RELATED WORK ON ROUTE 143 (PHASE II), FROM PERU T.L. TO COLD STREET	Quantified	Quantified Decrease in Emissions from Complete Streets Project	-220	
610779	HAMPDEN- BRIDGE MAINTENANCE, H-04-004, ROCKADUNDEE BRIDGE OVER SCANTIC RIVER		No assumed impact/negligible impact on emissions	0	
Pioneer Valley			Total GHG Increase (kg/year)	0	
			Total GHG Reduction (kg/year)	-47,837	
			Total GHG Difference (kg/year)	-47,837	
Southeastern Mass					
606527	NEW BEDFORD- SUPERSTRUCTURE REPLACEMENT, N-06-020, I-195 (EB & WB) RAMP C & F OVER ST 18, COUNTY STREET, STATE STREET, MASS COASTAL RAILROAD, PURCHASE STREET, WELD STREET, INCLUDES REPLACING N-06-046, I-195 (EB) RAMP F OVER WELD STREET	Qualitative	No assumed impact/negligible impact on emissions	0	
608049	FALL RIVER- CORRIDOR IMPROVEMENTS ON ROUTE 79/DAVOL STREET	Qualitative	Qualitative Increase in Emissions	0	Analysis to be performed to validate assumption.
608053	MANSFIELD- INTERSECTION & SIGNAL IMPROVEMENTS AT SR 140 (COMMERCIAL STREET) & SR 106 (CHAUNCEY STREET)	Qualitative	Quantified Decrease in Emissions from Other Improvements	0	Anticipating CMAQ eligibility. Analysis to be performed once more information is available.
608563	SWANSEA- IMPROVEMENTS ON ROUTE 6 (GRAND ARMY OF THE REPUBLIC HIGHWAY) AT GARDNERS NECK ROAD	Qualitative	No assumed impact/negligible impact on emissions	0	
608572	DARTMOUTH TO RAYNHAM- GUIDE AND TRAFFIC SIGN REPLACEMENT ON SECTIONS OF I-195 AND I-495	Qualitative	No assumed impact/negligible impact on emissions	0	

STIP: 2022 - 2026 (D)

MassDot Project ID	MassDOT Project Description	GHG Analysis Type	GHG Impact Description	GHG CO2 Impact (kg/yr)	Additional Information
608753	TAUNTON- CORRIDOR IMPROVEMENTS AND RELATED WORK ON BROADWAY (ROUTE 138), FROM PURCHASE STREET TO JACKSON STREET (PHASE 2)	Qualitative	Qualitative Decrease in Emissions	0	Anticipating CMAQ eligibility. Analysis to be performed once more information is available.
608944	MANSFIELD- RECONSTRUCTION ON CHAUNCY STREET (ROUTE 106)	Qualitative	Qualitative Decrease in Emissions	0	Anticipating CMAQ eligibility. Analysis to be performed once more information is available.
610647	WAREHAM- CORRIDOR IMPROVEMENTS ON ROUTE 6 AT SWIFTS BEACH ROAD	Qualitative	Qualitative Decrease in Emissions	0	Anticipating CMAQ eligibility. Analysis to be performed once more information is available.
610802	SOMERSET- STORMWATER IMPROVEMENTS ALONG ROUTE 6, ROUTE 138, AND ROUTE 103 FOR TAUNTON RIVER	Qualitative	No assumed impact/negligible impact on emissions	0	
Southeastern Mass			Total GHG Increase (kg/year)	0	
			Total GHG Reduction (kg/year)	0	
			Total GHG Difference (kg/year)	0	
Statewide					
608564	WATERTOWN- INTERSECTION IMPROVEMENTS AT ROUTE 16 AND GALEN STREET		No assumed impact/negligible impact on emissions	0	
608816	LOWELL- DRACUT- METHUEN- RESURFACING AND RELATED WORK ON ROUTE 110		No assumed impact/negligible impact on emissions	0	
609058	PEABODY TO GLOUCESTER- GUIDE AND TRAFFIC SIGN REPLACEMENT ON ROUTE 128		No assumed impact/negligible impact on emissions	0	
609062	WORCESTER- LEOMINSTER- GUIDE AND TRAFFIC SIGN REPLACEMENT ON INTERSTATE 190		No assumed impact/negligible impact on emissions	0	
609380	STATEWIDE- INTELLIGENT TRANSPORTATION SYSTEMS (PLACEHOLDER 2024)		No assumed impact/negligible impact on emissions	0	
609432	DISTRICT 1- SYSTEMATIC BRIDGE PRESERVATION		No assumed impact/negligible impact on emissions	0	
609436	DISTRICT 5- SYSTEMATIC BRIDGE PRESERVATION ALONG THE ROUTE 6 CORRIDOR		No assumed impact/negligible impact on emissions	0	

Greenhouse Gas (GHG) Analysis Report

STIP: 2022 - 2026 (D)

MassDot Project ID	MassDOT Project Description	GHG Analysis Type	GHG Impact Description	GHG CO2 Impact (kg/yr)	Additional Information
609439	WEYMOUTH- STEEL SUPERSTRUCTURE CLEANING (FULL REMOVAL) & PAINTING OF W-32-023 AND W-32 -022		No assumed impact/negligible impact on emissions	0	
612055	DISTRICT 2- SYSTEMATIC BRIDGE MAINTENANCE AT VARIOUS LOCATIONS		No assumed impact/negligible impact on emissions	0	
612057	DISTRICT 3- SYSTEMATIC BRIDGE MAINTENANCE AT VARIOUS LOCATIONS		No assumed impact/negligible impact on emissions	0	
612059	DISTRICT 4- SYSTEMATIC BRIDGE PRESERVATION		No assumed impact/negligible impact on emissions	0	
612106	SPRINGFIELD- CHICOPEE- INTERSTATE MAINTENANCE AND RELATED WORK ON I-91		No assumed impact/negligible impact on emissions	0	
S12014	2024 Bridge Inspection & Data Control		No assumed impact/negligible impact on emissions	0	
S12140	Awards, Adjustments, Change Orders, etc. (FFY 2024)	Qualitative	No assumed impact/negligible impact on emissions	0	
S12145	ABP GANS (FFY 2024)	Qualitative	No assumed impact/negligible impact on emissions	0	
S12150	Metropolitan Planning (FFY 2025 UPWPs) - PL & SPR	Qualitative	No assumed impact/negligible impact on emissions	0	
S12155	SPR Work Program (FFY 2025)	Qualitative	No assumed impact/negligible impact on emissions	0	
S12161	RECREATIONAL TRAILS PROGRAM (FFY 2024)	Qualitative	No assumed impact/negligible impact on emissions	0	
S12166	RAIL ROAD CROSSINGS (FFY 2024)	Qualitative	No assumed impact/negligible impact on emissions	0	
S12171	SRTS EDUCATION (FFY 2024)	Qualitative	No assumed impact/negligible impact on emissions	0	
S12176	TRANSIT GRANT PROGRAM (FFY 2024)	Qualitative	No assumed impact/negligible impact on emissions	0	
Statewide			Total GHG Increase (kg/year)	0	
			Total GHG Reduction (kg/year)	0	
			Total GHG Difference (kg/year)	0	
		2024	Total GHG Increase (kg/year)	0	

Greenhouse Gas (GHG) Analysis Report

STIP: 2022 - 2026 (D)

MassDot Project ID	MassDOT Project Description	GHG Analysis Type	GHG Impact Description	GHG CO2 Impact (kg/yr)	Additional Information
			Total GHG Reduction (kg/year)	-3,875,366	
			Total GHG Difference (kg/year)	-3,875,366	

Greenhouse Gas (GHG) Analysis Report

STIP: 2022 - 2026 (D)

MassDot Project ID	MassDOT Project Description	GHG Analysis Type	GHG Impact Description	GHG CO2 Impact (kg/yr)	Additional Information
Federal Fiscal Year 2025					
Berkshire Region					
608859	TYRINGHAM- SUPERSTRUCTURE REPLACEMENT, T-10-003, JERUSALEM ROAD OVER HOP BROOK	Qualitative	No assumed impact/negligible impact on emissions	0	
609076	GREAT BARRINGTON- BRIDGE REPLACEMENT, G-11-006, COTTAGE STREET OVER HOUSATONIC RIVER	Qualitative	No assumed impact/negligible impact on emissions	0	
609277	NORTH ADAMS- RECONSTRUCTION OF ASHLAND STREET	Qualitative	Qualitative Decrease in Emissions	0	
609428	LANESBOROUGH- BRIDGE REPLACEMENT, L-03-010, BRIDGE STREET OVER TOWN BROOK	Qualitative	No assumed impact/negligible impact on emissions	0	
610777	ADAMS- BRIDGE PRESERVATION, A-04-038, QUALITY STREET OVER HOOSIC RIVER	Qualitative	No assumed impact/negligible impact on emissions	0	
Berkshire Region			Total GHG Increase (kg/year)	0	
			Total GHG Reduction (kg/year)	0	
			Total GHG Difference (kg/year)	0	
Boston Region					
605168	HINGHAM- IMPROVEMENTS ON ROUTE 3A FROM OTIS STREET/COLE ROAD INCLUDING SUMMER STREET AND ROTARY; ROCKLAND STREET TO GEORGE WASHINGTON BOULEVARD.	Quantified	Quantified Decrease in Emissions from Complete Streets Project	-284,736	
605857	NORWOOD- INTERSECTION IMPROVEMENTS @ ROUTE 1 & UNIVERSITY AVENUE/EVERETT STREET	Quantified	Quantified Decrease in Emissions from Traffic Operational Improvement	0	
606226	BOSTON- RECONSTRUCTION OF RUTHERFORD AVENUE, FROM CITY SQUARE TO SULLIVAN SQUARE	Quantified	RTP project included in the statewide model	0	
607977	HOPKINTON- WESTBOROUGH- RECONSTRUCTION OF I-90/I-495 INTERCHANGE	Quantified	RTP project included in the statewide model	0	
608051	WILMINGTON- RECONSTRUCTION ON ROUTE 38 (MAIN STREET), FROM ROUTE 62 TO THE WOBURN C.L.	Quantified	Quantified Decrease in Emissions from Complete Streets Project	0	

STIP: 2022 - 2026 (D)

608067	WOBURN- INTERSECTION RECONSTRUCTION AT ROUTE 3 (CAMBRIDGE ROAD) & BEDFORD ROAD AND SOUTH BEDFORD STREET	Quantified	Quantified Decrease in Emissions from Traffic Operational Improvement	-168,263	
608703	WILMINGTON- BRIDGE REPLACEMENT, W-38-029 (2KV), ST 129 LOWELL STREET OVER I 93	Qualitative	No assumed impact/negligible impact on emissions	0	
609257	EVERETT- RECONSTRUCTION OF BEACHAM STREET	Quantified	Quantified Decrease in Emissions from Complete Streets Project	-4,038	
609532	CHELSEA- TARGETED SAFETY IMPROVEMENTS AND RELATED WORK ON BROADWAY, FROM WILLIAMS STREET TO CITY HALL AVENUE	Quantified	Quantified Increase in Emissions	25,503	
610544	PEABODY- MULTI-USE PATH CONSTRUCTION OF INDEPENDENCE GREENWAY AT I-95 AND ROUTE 1	Quantified	Quantified Decrease in Emissions from Bicycle and Pedestrian Infrastructure	-24,423	
610662	WOBURN- ROADWAY AND INTERSECTION IMPROVEMENTS AT WOBURN COMMON, ROUTE 38 (MAIN STREET), WINN STREET, PLEASANT STREET AND MONTVALE AVENUE	Quantified	Quantified Decrease in Emissions from Traffic Operational Improvement	-736,275	
610680	NATICK- LAKE COCHITUATE PATH	Quantified	Quantified Decrease in Emissions from Bicycle and Pedestrian Infrastructure	-1,749	
610722	ACTON- BOXBOROUGH- LITTLETON- PAVEMENT PRESERVATION ROUTE 2	Qualitative	No assumed impact/negligible impact on emissions	0	
610726	MEDFORD- WINCHESTER- STONEHAM- INTERSTATE PAVEMENT PRESERVATION ON I-93	Qualitative	No assumed impact/negligible impact on emissions	0	
610776	CAMBRIDGE- SUPERSTRUCTURE REPLACEMENT, C-01-031, US ROUTE 3/ROUTE 16/ROUTE 2 OVER MBTA REDLINE	Qualitative	No assumed impact/negligible impact on emissions	0	
611997	NEWTON- HORACE MANN ELEMENTARY SCHOOL IMPROVEMENTS (SRTS)	Qualitative	Qualitative Decrease in Emissions	0	
612001	MEDFORD- MILTON FULLER ROBERTS ELEMENTARY SCHOOL (SRTS)	Qualitative	Qualitative Decrease in Emissions	0	
612100	REVERE- IMPROVEMENTS AT BEACHMONT VETERANS ELEMENTARY (SRTS)	Qualitative	Qualitative Decrease in Emissions	0	
S12113	TRANSIT MODERNIZATION PROGRAM	Qualitative	No assumed impact/negligible impact on emissions	0	Will include impacts when specific investments in the program are decided.
S12124	COMMUNITY CONNECTIONS PROGRAM	Qualitative	No assumed impact/negligible impact on emissions	0	Not applicable; see individual projects

STIP: 2022 - 2026 (D)

MassDot Project ID	MassDOT Project Description	GHG Analysis Type	GHG Impact Description	GHG CO2 Impact (kg/yr)	Additional Information
Boston Region			Total GHG Increase (kg/year)	25,503	
			Total GHG Reduction (kg/year)	-1,219,484	
			Total GHG Difference (kg/year)	-1,193,981	
Cape Cod					
607398	YARMOUTH- BARNSTABLE- CAPE COD RAIL TRAIL EXTENSION, INCLUDES NEW BRIDGE OVER WILLOW STREET & RAILROAD (PHASE III)	Quantified	Quantified Decrease in Emissions from Bicycle and Pedestrian Infrastructure	-48,220	
608744	PROVINCETOWN- CORRIDOR IMPROVEMENTS AND RELATED WORK ON SHANK PAINTER ROAD, FROM ROUTE 6 TO BRADFORD STREET	Quantified	Quantified Decrease in Emissions from Bicycle and Pedestrian Infrastructure	-4,854	AC Project programmed for 2024, 2025
608819	BARNSTABLE- RESURFACING AND RELATED WORK ON ROUTE 6	Qualitative	No assumed impact/negligible impact on emissions	0	
609262	BOURNE- RAIL TRAIL CONSTRUCTION (PHASE 1)	Quantified	Quantified Decrease in Emissions from Bicycle and Pedestrian Infrastructure	-652	
611985	HARWICH- SIDEWALK INSTALLATION ON ROUTE 28 FROM BANK STREET TO SAQUATUCKET HARBOR	Quantified	Quantified Decrease in Emissions from Bicycle and Pedestrian Infrastructure	-1,199	
Cape Cod			Total GHG Increase (kg/year)	0	
			Total GHG Reduction (kg/year)	-54,924	
			Total GHG Difference (kg/year)	-54,924	
Central Mass					
602659	CHARLTON- OXFORD- RECONSTRUCTION ON ROUTE 20, FROM RICHARDSON'S CORNER EASTERLY TO ROUTE 12, INCLUDES REHAB OF C-06 -023 & REPLACEMENT OF O-06-002	Quantified	Quantified Decrease in Emissions from Traffic Operational Improvement	0	Emissions reduction also includes bicycle and pedestrian infrastructure. All CO2 emissions reductions are included within the last year of advanced construction (FFY 2026)
608433	WEBSTER- INTERSECTION IMPROVEMENTS AT I-395 RAMPS (EXIT 2) AT ROUTE 16 (EAST MAIN STREET) AND SUTTON ROAD	Qualitative	Qualitative Decrease in Emissions	0	

STIP: 2022 - 2026 (D)

MassDot Project ID	MassDOT Project Description	GHG Analysis Type	GHG Impact Description	GHG CO2 Impact (kg/yr)	Additional Information
608757	WORCESTER- INTERSECTION IMPROVEMENTS AT WEST MOUNTAIN STREET AT I-190 FRONTAGE ROAD & BROOKS STREET EXTENSION	Qualitative	No assumed impact/negligible impact on emissions	0	
608851	HARDWICK- NEW BRAINTREE- BRIDGE REPLACEMENT, H-08-003=N-07-002, CREAMERY ROAD OVER WARE RIVER	Qualitative	No assumed impact/negligible impact on emissions	0	
608961	WORCESTER- INTERSECTION IMPROVEMENTS ON CHANDLER STREET AND MAY STREET	Qualitative	Qualitative Decrease in Emissions	0	
609049	WEST BROOKFIELD- RESURFACING & RELATED WORK ON ROUTE 9, FROM 850' WEST OF WELCOME ROAD TO PIERCE ROAD (1 MILE - PHASE II)	Quantified	Quantified Decrease in Emissions from Bicycle and Pedestrian Infrastructure	-295	
610717	UXBRIDGE TO WORCESTER- GUIDE AND TRAFFIC SIGN REPLACEMENT ON A SECTION OF ROUTE 146	Qualitative	No assumed impact/negligible impact on emissions	0	
610769	SUTTON- BRIDGE REPLACEMENT, S-33-002, MANCHAUG ROAD OVER MUMFORD RIVER	Qualitative	No assumed impact/negligible impact on emissions	0	
Central Mass			Total GHG Increase (kg/year)	0	
			Total GHG Reduction (kg/year)	-295	
			Total GHG Difference (kg/year)	-295	
Franklin Region					
605983	WHATELY- REHABILITATION OF HAYDENVILLE ROAD, FROM CONWAY ROAD TO THE WILLIAMSBURG T.L. (1.7 MILES)	Qualitative	No assumed impact/negligible impact on emissions	0	
Franklin Region			Total GHG Increase (kg/year)	0	
			Total GHG Reduction (kg/year)	0	
			Total GHG Difference (kg/year)	0	
Martha's Vineyard					
609459	TISBURY- DRAINAGE IMPROVEMENTS ON STATE HIGHWAY	Qualitative	No assumed impact/negligible impact on emissions	0	PRC approved. MassDOT letter to MVC 5/1/19. MVC JTC 5/29/19. PIF & PNF currently under review
Martha's Vineyard			Total GHG Increase (kg/year)	0	

STIP: 2022 - 2026 (D)

MassDot Project ID	MassDOT Project Description	GHG Analysis Type	GHG Impact Description	GHG CO2 Impact (kg/yr)	Additional Information
			Total GHG Reduction (kg/year)	0	
			Total GHG Difference (kg/year)	0	
Merrimack Valley					
605304	HAVERHILL- BRIDGE REPLACEMENT, H-12-007 & H-12-025, BRIDGE STREET (SR 125) OVER THE MERRIMACK RIVER AND THE ABANDONED B&M RR (PROPOSED BIKEWAY)	Qualitative	No assumed impact/negligible impact on emissions	0	
606522	ANDOVER- BRIDGE REHABILITATION, A-09-036, I-495 OVER ST 28 (SB), A-09-037, I-495 OVER B&M AND MBTA, A-09-041, I-495 OVER ST 28 (NB)		No assumed impact/negligible impact on emissions	0	
607541	GEORGETOWN- BOXFORD- BORDER TO BOSTON TRAIL, FROM GEORGETOWN ROAD TO WEST MAIN STREET (ROUTE 97)	Quantified	Quantified Decrease in Emissions from Bicycle and Pedestrian Infrastructure	-2,667	
607542	GEORGETOWN- NEWBURY- BORDER TO BOSTON TRAIL (NORTHERN GEORGETOWN TO BYFIELD SECTION)	Quantified	Quantified Decrease in Emissions from Bicycle and Pedestrian Infrastructure	-15,682	
608095	NORTH ANDOVER- CORRIDOR IMPROVEMENTS ON ROUTE 114, BETWEEN ROUTE 125 (ANDOVER STREET) & STOP & SHOP DRIVEWAY		RTP project included in the statewide model	0	
609466	HAVERHILL- BRIDGE REPLACEMENT, H-12-040, I-495 (NB & SB) OVER MERRIMACK RIVER		No assumed impact/negligible impact on emissions	0	
612002	LAWRENCE- COMMUNITY DAY ARLINGTON IMPROVEMENTS (SRTS)	Qualitative	No assumed impact/negligible impact on emissions	0	
Merrimack Valley			Total GHG Increase (kg/year)	0	
			Total GHG Reduction (kg/year)	-18,349	
			Total GHG Difference (kg/year)	-18,349	
Montachusett					
604499	LEOMINSTER- RECONSTRUCTION/ REHABILITATION ON ROUTE 12 (CENTRAL STREET), INCLUDING REHABILITATION OF L-08-022	Quantified	Quantified Decrease in Emissions from Complete Streets Project	0	All CO2 emissions reductions are included within the last year of advanced construction (FFY 2026)
609244	ASHBURNHAM- ROADWAY REHABILITATION ON ROUTE 101 SOUTH	Qualitative	Qualitative Decrease in Emissions	0	

STIP: 2022 - 2026 (D)

MassDot Project ID	MassDOT Project Description	GHG Analysis Type	GHG Impact Description	GHG CO2 Impact (kg/yr)	Additional Information
Montachusett			Total GHG Increase (kg/year)	0	
			Total GHG Reduction (kg/year)	0	
			Total GHG Difference (kg/year)	0	
Northern Middlesex					
605966	LOWELL- RECONSTRUCTION & RELATED WORK ON VFW HIGHWAY	Qualitative	Qualitative Decrease in Emissions	0	
607885	LOWELL- PEDESTRIAN WALKWAY & BICYCLE CONNECTION AT PAWTUCKET FALLS OVERLOOK, FROM VANDENBERG ESPLANADE TO SCHOOL STREET	Quantified	Quantified Decrease in Emissions from Bicycle and Pedestrian Infrastructure	-4,669	
Northern Middlesex			Total GHG Increase (kg/year)	0	
			Total GHG Reduction (kg/year)	-4,669	
			Total GHG Difference (kg/year)	-4,669	
Old Colony					
607818	BROCKTON- INTERSECTION IMPROVEMENTS AT LYMAN STREET/GROVE STREET/SUMMER STREET & REPLACEMENT OF GROVE STREET BRIDGE, B-25-005, OVER SALISBURY PLAIN RIVER	Quantified	Quantified Decrease in Emissions from Traffic Operational Improvement	-6,779	
608195	EASTON- CORRIDOR IMPROVEMENTS ON ROUTE 138 INCLUDING INTERSECTION IMPROVEMENTS AT ROUTE 138 (WASHINGTON STREET) AND ELM STREET	Quantified	Quantified Decrease in Emissions from Traffic Operational Improvement	-256,229	
Old Colony			Total GHG Increase (kg/year)	0	
			Total GHG Reduction (kg/year)	-263,008	
			Total GHG Difference (kg/year)	-263,008	
Pioneer Valley					
604136	MONSON- PALMER- BRIDGE REPLACEMENT, M-27-007=P-01-007, STATE AVENUE OVER THE QUABOAG RIVER		No assumed impact/negligible impact on emissions	0	

Greenhouse Gas (GHG) Analysis Report

STIP: 2022 - 2026 (D)

MassDot Project ID	MassDOT Project Description	GHG Analysis Type	GHG Impact Description	GHG CO2 Impact (kg/yr)	Additional Information
608413	NORTHAMPTON- ROCKY HILL GREENWAY MULTI-USE TRAIL, FROM THE MANHAN RAIL TRAIL TO ROCKY HILL ROAD (0.4 MILES)	Quantified	Quantified Decrease in Emissions from Bicycle and Pedestrian Infrastructure	-3,665	
608460	HADLEY- BRIDGE REPLACEMENT, H-01-005, BAY ROAD (ROUTE 47) OVER THE FORT RIVER		No assumed impact/negligible impact on emissions	0	
608727	HOLLAND- RESURFACING & RELATED WORK ON BRIMFIELD ROAD, FROM WALES ROAD TO STURBRIDGE STREET (0.9 MILES - PHASE II)	Qualitative	Qualitative Decrease in Emissions	0	
608869	NORTHAMPTON- BRIDGE REPLACEMENT, N-19-068, OLD SPRINGFIELD ROAD OVER THE MILL RIVER		No assumed impact/negligible impact on emissions	0	
608881	LONGMEADOW- SPRINGFIELD- RESURFACING AND INTERSECTION IMPROVEMENTS ON LONGMEADOW STREET (ROUTE 5) AND CONVERSE STREET (0.84 MILES)	Quantified	Quantified Decrease in Emissions from Complete Streets Project	-3,410	
609286	NORTHAMPTON- DOWNTOWN COMPLETE STREETS CORRIDOR AND INTERSECTION IMPROVEMENTS ON MAIN STREET (ROUTE 9)	Qualitative	Qualitative Decrease in Emissions	0	
609409	SPRINGFIELD- BRIDGE REPLACEMENT, S-24-016, ARMORY STREET OVER CSX MAINLINE & S-24-026, ARMORY STREET OVER ABANDONED CSX		No assumed impact/negligible impact on emissions	0	
610657	EASTHAMPTON- NORTHAMPTON- INSTALLATION OF A SHARED-USE PATH ALONG MOUNT TOM ROAD FROM THE MANHAN TRAIL TO ATWOOD DRIVE	Qualitative	Qualitative Decrease in Emissions	0	
610768	WESTHAMPTON- BRIDGE MAINTENANCE, W-27-028, PERRY HILL ROAD OVER NORTH BROOK OF MANHAN RIVER		No assumed impact/negligible impact on emissions	0	
612031	WORTHINGTON- RESURFACING AND RELATED WORK ON ROUTE 112		No assumed impact/negligible impact on emissions	0	
612079	CHICOPEE- HUGH SCOTT STREIBER ELEMENTARY SCHOOL IMPROVEMENTS (SRTS)	Qualitative	Qualitative Decrease in Emissions	0	
612080	SPRINGFIELD- REBECCA M. JOHNSON ELEMENTARY SCHOOL IMPROVEMENTS (SRTS)	Qualitative	Qualitative Decrease in Emissions	0	
Pioneer Valley			Total GHG Increase (kg/year)	0	
			Total GHG Reduction (kg/year)	-7,075	

STIP: 2022 - 2026 (D)

MassDot Project ID	MassDOT Project Description	GHG Analysis Type	GHG Impact Description	GHG CO2 Impact (kg/yr)	Additional Information
			Total GHG Difference (kg/year)	-7,075	
Southeastern Mass					
606527	NEW BEDFORD- SUPERSTRUCTURE REPLACEMENT, N-06-020, I-195 (EB & WB) RAMP C & F OVER ST 18, COUNTY STREET, STATE STREET, MASS COASTAL RAILROAD, PURCHASE STREET, WELD STREET, INCLUDES REPLACING N-06-046, I-195 (EB) RAMP F OVER WELD STREET	Qualitative	No assumed impact/negligible impact on emissions	0	
606715	LAKEVILLE- RECONSTRUCTION AND RELATED WORK ON RHODE ISLAND ROAD (ROUTE 79), FROM THE TAUNTON CITY LINE TO CLEAR POND ROAD	Quantified	Quantified Decrease in Emissions from Other Improvements	-375,381	
607825	WAREHAM- SHARED USE PATH CONSTRUCTION ADJACENT TO NARROWS ROAD AND MINOT AVENUE	Qualitative	Qualitative Decrease in Emissions	0	Anticipating CMAQ eligibility. Analysis to be performed once more information is available.
608049	FALL RIVER- CORRIDOR IMPROVEMENTS ON ROUTE 79/DAVOL STREET	Qualitative	Qualitative Increase in Emissions	0	Analysis to be performed to validate assumption.
608616	TAUNTON- BRIDGE REPLACEMENT, T-01-024, SCADDING STREET OVER SNAKE RIVER	Qualitative	No assumed impact/negligible impact on emissions	0	
608759	SWANSEA- TRAFFIC SIGNAL AND SAFETY IMPROVEMENTS AT THREE INTERSECTIONS ON ROUTE 6	Qualitative	Quantified Decrease in Emissions from Other Improvements	0	Anticipating CMAQ eligibility. Analysis to be performed once more information is available.
610715	FREETOWN TO TAUNTON- GUIDE AND TRAFFIC SIGN REPLACEMENT ON A SECTION OF ROUTE 140	Qualitative	No assumed impact/negligible impact on emissions	0	
612101	FALL RIVER- MARY FONSECA ELEMENTARY SCHOOL (SRTS)	Qualitative	Qualitative Decrease in Emissions	0	Analysis to be performed to validate assumption.
Southeastern Mass			Total GHG Increase (kg/year)	0	
			Total GHG Reduction (kg/year)	-375,381	
			Total GHG Difference (kg/year)	-375,381	
Statewide					

STIP: 2022 - 2026 (D)

MassDot Project ID	MassDOT Project Description	GHG Analysis Type	GHG Impact Description	GHG CO2 Impact (kg/yr)	Additional Information
608567	PEABODY- IMPROVEMENTS AT ROUTE 114 AT SYLVAN STREET, CROSS STREET, NORTHSHORE MALL, LORIS ROAD, ROUTE 128 INTERCHANGE AND ESQUIRE DRIVE		No assumed impact/negligible impact on emissions	0	
609377	DISTRICT 3- STORMWATER IMPROVEMENTS AT VARIOUS LOCATIONS ON THE CHARLES RIVER		No assumed impact/negligible impact on emissions	0	
610714	PLYMOUTH TO BRAINTREE- GUIDE AND TRAFFIC SIGN REPLACEMENT ON A SECTION OF ROUTE 3		No assumed impact/negligible impact on emissions	0	
610719	BURLINGTON TO TYNGSBOROUGH- PAVEMENT PRESERVATION ON ROUTE 3		No assumed impact/negligible impact on emissions	0	
610721	HARDWICK- NEW BRAINTREE- WARE- WEST BROOKFIELD- RESURFACING OF ROUTE 32		No assumed impact/negligible impact on emissions	0	
610796	STATEWIDE- INTELLIGENT TRANSPORTATION SYSTEMS (YEAR 2025)		No assumed impact/negligible impact on emissions	0	
610797	DISTRICT 1- ADA RETROFITS AT VARIOUS LOCATIONS (2025)		No assumed impact/negligible impact on emissions	0	
612044	BROOKLINE- NEWTON- RESURFACING AND RELATED WORK ON ROUTE 9		No assumed impact/negligible impact on emissions	0	
612062	DISTRICT 1- SYSTEMATIC BRIDGE MAINTENANCE AT VARIOUS LOCATIONS		No assumed impact/negligible impact on emissions	0	
612066	DISTRICT 2- SYSTEMATIC BRIDGE MAINTENANCE AT VARIOUS LOCATIONS		No assumed impact/negligible impact on emissions	0	
612067	DISTRICT 3- SYSTEMATIC BRIDGE MAINTENANCE AT VARIOUS LOCATIONS		No assumed impact/negligible impact on emissions	0	
612068	DISTRICT 4- SYSTEMATIC BRIDGE PRESERVATION		No assumed impact/negligible impact on emissions	0	
612073	DISTRICT 5- SYSTEMATIC BRIDGE PRESERVATION		No assumed impact/negligible impact on emissions	0	
612078	DISTRICT 6- SYSTEMATIC BRIDGE MAINTENANCE AT VARIOUS LOCATIONS		No assumed impact/negligible impact on emissions	0	
S12141	Awards, Adjustments, Change Orders, etc. (FFY 2025)	Qualitative	No assumed impact/negligible impact on emissions	0	
S12146	ABP GANS (FFY 2025)	Qualitative	No assumed impact/negligible impact on emissions	0	

Greenhouse Gas (GHG) Analysis Report

STIP: 2022 - 2026 (D)

MassDot Project ID	MassDOT Project Description	GHG Analysis Type	GHG Impact Description	GHG CO2 Impact (kg/yr)	Additional Information
S12151	Metropolitan Planning (FFY 2026 UPWPs) - PL & SPR	Qualitative	No assumed impact/negligible impact on emissions	0	
S12156	SPR Work Program (FFY 2026)	Qualitative	No assumed impact/negligible impact on emissions	0	
S12162	RECREATIONAL TRAILS PROGRAM (FFY 2025)	Qualitative	No assumed impact/negligible impact on emissions	0	
S12167	RAIL ROAD CROSSINGS (FFY 2025)	Qualitative	No assumed impact/negligible impact on emissions	0	
S12172	SRTS EDUCATION (FFY 2025)	Qualitative	No assumed impact/negligible impact on emissions	0	
S12177	TRANSIT GRANT PROGRAM (FFY 2025)	Qualitative	No assumed impact/negligible impact on emissions	0	
Statewide			Total GHG Increase (kg/year)	0	
			Total GHG Reduction (kg/year)	0	
			Total GHG Difference (kg/year)	0	
		2025	Total GHG Increase (kg/year)	25,503	
			Total GHG Reduction (kg/year)	-1,943,185	
			Total GHG Difference (kg/year)	-1,917,682	

Greenhouse Gas (GHG) Analysis Report

STIP: 2022 - 2026 (D)

MassDot Project ID	MassDOT Project Description	GHG Analysis Type	GHG Impact Description	GHG CO2 Impact (kg/yr)	Additional Information
Federal Fiscal Year 2026					
Berkshire Region					
604003	PITTSFIELD- RECONSTRUCTION OF EAST STREET (ROUTE 9)	Qualitative	Qualitative Decrease in Emissions	0	
606890	ADAMS- NORTH ADAMS- ASHUWILLTICOOK RAIL TRAIL EXTENSION TO ROUTE 8A (HODGES CROSS ROAD)	Quantified	Quantified Decrease in Emissions from Bicycle and Pedestrian Infrastructure	-23,423	
607570	LEE- BIKEWAY CONSTRUCTION, FROM STOCKBRIDGE T.L. TO WEST PARK STREET (PHASE 1)	Quantified	Quantified Decrease in Emissions from Bicycle and Pedestrian Infrastructure	-18,003	
608737	DALTON- RECONSTRUCTION OF DALTON DIVISION ROAD	Qualitative	Qualitative Decrease in Emissions	0	
609068	SHEFFIELD- BRIDGE REPLACEMENT, S-10-015, KELSEY ROAD OVER SCHENOB BROOK	Qualitative	No assumed impact/negligible impact on emissions	0	
609069	BECKET- BRIDGE REPLACEMENT, B-03-045, QUARRY ROAD OVER CUSHMAN BROOK	Qualitative	No assumed impact/negligible impact on emissions	0	
Berkshire Region			Total GHG Increase (kg/year)	0	
			Total GHG Reduction (kg/year)	-41,426	
			Total GHG Difference (kg/year)	-41,426	
Boston Region					
605857	NORWOOD- INTERSECTION IMPROVEMENTS @ ROUTE 1 & UNIVERSITY AVENUE/EVERETT STREET	Quantified	Quantified Decrease in Emissions from Traffic Operational Improvement	-1,092,131	
606226	BOSTON- RECONSTRUCTION OF RUTHERFORD AVENUE, FROM CITY SQUARE TO SULLIVAN SQUARE	Quantified	RTP project included in the statewide model	0	
607329	WAKEFIELD- LYNNFIELD- RAIL TRAIL EXTENSION, FROM THE GALVIN MIDDLE SCHOOL TO LYNNFIELD/PEABODY T.L.	Quantified	Quantified Decrease in Emissions from Bicycle and Pedestrian Infrastructure	-158,032	
607748	ACTON- INTERSECTION & SIGNAL IMPROVEMENTS ON SR 2 & SR 111 (MASSACHUSETTS AVENUE) AT PIPER ROAD & TAYLOR ROAD	Qualitative	Qualitative Decrease in Emissions	0	

Greenhouse Gas (GHG) Analysis Report

STIP: 2022 - 2026 (D)

MassDot Project ID	MassDOT Project Description	GHG Analysis Type	GHG Impact Description	GHG CO2 Impact (kg/yr)	Additional Information
607759	BOSTON- INTERSECTION & SIGNAL IMPROVEMENTS AT THE VFW PARKWAY & SPRING STREET	Qualitative	Qualitative Decrease in Emissions	0	
607977	HOPKINTON- WESTBOROUGH- RECONSTRUCTION OF I-90/I-495 INTERCHANGE	Quantified	RTP project included in the statewide model	0	
608045	MILFORD- REHABILITATION ON ROUTE 16, FROM ROUTE 109 TO BEAVER STREET	Quantified	Quantified Increase in Emissions	16,555	
608051	WILMINGTON- RECONSTRUCTION ON ROUTE 38 (MAIN STREET), FROM ROUTE 62 TO THE WOBURN C.L.	Quantified	Quantified Decrease in Emissions from Complete Streets Project	-492,167	
609402	FRAMINGHAM- NATICK- RESURFACING AND RELATED WORK ON ROUTE 9	Qualitative	No assumed impact/negligible impact on emissions	0	
610665	STONEHAM- INTERSECTION IMPROVEMENTS AT ROUTE 28 (MAIN STREET), NORTH BORDER ROAD AND SOUTH STREET	Qualitative	Qualitative Decrease in Emissions	0	
611954	BOSTON- GUIDE AND TRAFFIC SIGN REPLACEMENT ON I-90/I-93 WITHIN CENTRAL ARTERY/TUNNEL SYSTEM	Qualitative	No assumed impact/negligible impact on emissions	0	
612050	BRAINTREE- WEYMOUTH- RESURFACING AND RELATED WORK ON ROUTE 3	Qualitative	No assumed impact/negligible impact on emissions	0	
612075	SALEM- BRIDGE REPLACEMENT, S-01-024, JEFFERSON AVENUE OVER PARALLEL STREET	Qualitative	No assumed impact/negligible impact on emissions	0	
612076	TOPSFIELD- BRIDGE REPLACEMENT, T-06-013, PERKINS ROW OVER MILE BROOK	Qualitative	No assumed impact/negligible impact on emissions	0	
612099	ASHLAND- BRIDGE REPLACEMENT, A-14-006, CORDAVILLE ROAD OVER SUDBURY RIVER	Qualitative	No assumed impact/negligible impact on emissions	0	
S12113	TRANSIT MODERNIZATION PROGRAM	Qualitative	No assumed impact/negligible impact on emissions	0	Will include impacts when specific investments in the program are decided.
S12124	COMMUNITY CONNECTIONS PROGRAM	Qualitative	No assumed impact/negligible impact on emissions	0	Not applicable; see individual projects
Boston Region			Total GHG Increase (kg/year)	16,555	
			Total GHG Reduction (kg/year)	-1,742,330	
			Total GHG Difference (kg/year)	-1,725,775	

Greenhouse Gas (GHG) Analysis Report

STIP: 2022 - 2026 (D)

MassDot Project ID	MassDOT Project Description	GHG Analysis Type	GHG Impact Description	GHG CO2 Impact (kg/yr)	Additional Information
Cape Cod					
607405	CHATHAM- INTERSECTION IMPROVEMENTS & RELATED WORK AT MAIN STREET (ROUTE 28), DEPOT ROAD, QUEEN ANNE ROAD AND CROWELL ROAD	Qualitative	Qualitative Decrease in Emissions	0	Assumed Nominal Decrease in Emissions from Sidewalk and Bicycle Infrastructure
611986	MASHPEE- CORRIDOR IMPROVEMENTS & RELATED WORK ON ROUTE 151, FROM THE FALMOUTH T.L. TO OLD BARNSTABLE ROAD (PHASE 2)	Quantified	Quantified Decrease in Emissions from Bicycle and Pedestrian Infrastructure	-7,942	AC Project programmed for 2026, 2027
612032	PROVINCETOWN- TRURO- RESURFACING AND RELATED WORK ON ROUTE 6	Qualitative	Qualitative Decrease in Emissions	0	Assumed nominal decrease in emissions from sidewalk and bicycle infrastructure
Cape Cod			Total GHG Increase (kg/year)	0	
			Total GHG Reduction (kg/year)	-7,942	
			Total GHG Difference (kg/year)	-7,942	
Central Mass					
602659	CHARLTON- OXFORD- RECONSTRUCTION ON ROUTE 20, FROM RICHARDSON'S CORNER EASTERLY TO ROUTE 12, INCLUDES REHAB OF C-06 -023 & REPLACEMENT OF O-06-002	Quantified	Quantified Decrease in Emissions from Traffic Operational Improvement	-204,865	Emissions reduction also includes bicycle and pedestrian infrastructure. All CO2 emissions reductions are included within the last year of advanced construction (FFY 2026)
608456	UPTON- CULVERT REPLACEMENT, MILFORD STREET (ROUTE 140) OVER UNNAMED TRIBUTARY TO CENTER BROOK	Qualitative	No assumed impact/negligible impact on emissions	0	
608990	WORCESTER- INTERSECTION IMPROVEMENTS AND RESURFACING ON CHANDLER STREET, FROM MAIN STREET TO PARK AVENUE	Qualitative	Qualitative Decrease in Emissions	0	
609441	NORTHBRIDGE- INTERSECTION IMPROVEMENTS AT ROUTE 122 (PROVIDENCE ROAD), SCHOOL STREET, SUTTON STREET, AND UPTON STREET	Qualitative	Qualitative Decrease in Emissions	0	
611933	STURBRIDGE- ROUNDABOUT CONSTRUCTION AT THE INTERSECTION OF ROUTE 20 AND ROUTE 131	Qualitative	Qualitative Decrease in Emissions	0	
S12138	CMMPO LRTP MICRO-PROJECTS PROGRAM		No assumed impact/negligible impact on emissions	0	

STIP: 2022 - 2026 (D)

MassDot Project ID	MassDOT Project Description	GHG Analysis Type	GHG Impact Description	GHG CO2 Impact (kg/yr)	Additional Information
Central Mass			Total GHG Increase (kg/year)	0	
			Total GHG Reduction (kg/year)	-204,865	
			Total GHG Difference (kg/year)	-204,865	
Franklin Region					
605983	WHATELY- REHABILITATION OF HAYDENVILLE ROAD, FROM CONWAY ROAD TO THE WILLIAMSBURG T.L. (1.7 MILES)	Qualitative	No assumed impact/negligible impact on emissions	0	
608634	DEERFIELD- BRIDGE PRESERVATION D-06-001, UPPER ROAD OVER DEERFIELD RIVER		No assumed impact/negligible impact on emissions	0	
612083	CHARLEMONT- BRIDGE REPLACEMENT, C-05-009, CHICKLEY ROAD OVER CHICKLEY RIVER		No assumed impact/negligible impact on emissions	0	
612085	MONTAGUE - BRIDGE REPLACEMENT, M2816A, SIXTH STREET OVER UTILITY CANAL		No assumed impact/negligible impact on emissions	0	
Franklin Region			Total GHG Increase (kg/year)	0	
			Total GHG Reduction (kg/year)	0	
			Total GHG Difference (kg/year)	0	
Merrimack Valley					
605304	HAVERHILL- BRIDGE REPLACEMENT, H-12-007 & H-12-025, BRIDGE STREET (SR 125) OVER THE MERRIMACK RIVER AND THE ABANDONED B&M RR (PROPOSED BIKEWAY)	Qualitative	No assumed impact/negligible impact on emissions	0	
606522	ANDOVER- BRIDGE REHABILITATION, A-09-036, I-495 OVER ST 28 (SB), A-09-037, I-495 OVER B&M AND MBTA, A-09-041, I-495 OVER ST 28 (NB)		No assumed impact/negligible impact on emissions	0	
608095	NORTH ANDOVER- CORRIDOR IMPROVEMENTS ON ROUTE 114, BETWEEN ROUTE 125 (ANDOVER STREET) & STOP & SHOP DRIVEWAY		RTP project included in the statewide model	0	
609466	HAVERHILL- BRIDGE REPLACEMENT, H-12-040, I-495 (NB & SB) OVER MERRIMACK RIVER		No assumed impact/negligible impact on emissions	0	
612074	LAWRENCE- BRIDGE REPLACEMENT, L04012, SHORT STREET OVER SPICKET RIVER		No assumed impact/negligible impact on emissions	0	

STIP: 2022 - 2026 (D)

MassDot Project ID	MassDOT Project Description	GHG Analysis Type	GHG Impact Description	GHG CO2 Impact (kg/yr)	Additional Information
Merrimack Valley			Total GHG Increase (kg/year)	0	
			Total GHG Reduction (kg/year)	0	
			Total GHG Difference (kg/year)	0	
Montachusett					
604499	LEOMINSTER- RECONSTRUCTION/ REHABILITATION ON ROUTE 12 (CENTRAL STREET), INCLUDING REHABILITATION OF L-08-022	Quantified	Quantified Decrease in Emissions from Complete Streets Project	-41,989	All CO2 emissions reductions are included within the last year of advanced construction (FFY 2026)
608424	TEMPLETON- RECONSTRUCTION OF ROUTE 68, FROM KING PHILLIP TRAIL (ROUTE 202) NORTH TO THE PHILLIPSTON TOWN LINE (2.65 MILES)	Qualitative	Qualitative Decrease in Emissions	0	
609108	GARDNER- BIKE PATH BRIDGE CONSTRUCTION, NORTH CENTRAL PATHWAY OVER ROUTE 140	Qualitative	Qualitative Decrease in Emissions	0	
609213	HARVARD- RESURFACING AND BOX WIDENING ON AYER ROAD, FROM ROUTE 2 TO THE AYER TOWN LINE	Qualitative	Qualitative Decrease in Emissions	0	Additional information needed to perform quantified analysis for Bicycle and Pedestrian Infrastructure
610731	FITCHBURG - LEOMINSTER - LANCASTER - PAVEMENT PRESERVATION AND RELATED WORK ON ROUTE 2	Qualitative	Qualitative Decrease in Emissions	0	
Montachusett			Total GHG Increase (kg/year)	0	
			Total GHG Reduction (kg/year)	-41,989	
			Total GHG Difference (kg/year)	-41,989	
Northern Middlesex					
609250	BILLERICA- INTERSECTION IMPROVEMENTS AT BOSTON ROAD (ROUTE 3A), LEXINGTON STREET AND GLAD VALLEY ROAD	Quantified	Quantified Decrease in Emissions from Traffic Operational Improvement	-83,349	
609317	CHELMSFORD- IMPROVEMENTS ON CHELMSFORD STREET (ROUTE 110)	Qualitative	Qualitative Decrease in Emissions	0	
Northern Middlesex			Total GHG Increase (kg/year)	0	
			Total GHG Reduction (kg/year)	-83,349	
			Total GHG Difference (kg/year)	-83,349	

MassDot Project ID	MassDOT Project Description	GHG Analysis Type	GHG Impact Description	GHG CO2 Impact (kg/yr)	Additional Information
Old Colony					
606002	DUXBURY- SIGNAL INSTALLATION @ ROUTE 3 (NB & SB) RAMPS & ROUTE 3A (TREMONT STREET)	Quantified	Quantified Decrease in Emissions from Traffic Operational Improvement	-253,538	
608506	HANSON- CORRIDOR IMPROVEMENTS ON ROUTE 14 (MAQUAN STREET), FROM THE PEMBROKE T.L. TO INDIAN HEAD STREET AND RELATED WORK	Quantified	Quantified Decrease in Emissions from Complete Streets Project	-9,577	
609440	ABINGTON- INTERSECTION IMPROVEMENTS AT HANCOCK STREET AND CHESTNUT STREET	Quantified	Quantified Decrease in Emissions from Traffic Operational Improvement	-692,501	
Old Colony			Total GHG Increase (kg/year)	0	
			Total GHG Reduction (kg/year)	-955,616	
			Total GHG Difference (kg/year)	-955,616	
Pioneer Valley					
608785	SOUTH HADLEY- RECONSTRUCTION OF MAIN STREET FROM THE CHICOPEE CITY LINE TO CANAL STREET (0.67 MILES)	Qualitative	Qualitative Decrease in Emissions	0	
609061	CHICOPEE- INTERSECTION IMPROVEMENTS AT MONTGOMERY STREET, GRANBY ROAD, AND MCKINSTRY AVENUE	Qualitative	Qualitative Decrease in Emissions	0	
609065	HOLYOKE- RESURFACING AND RELATED WORK ON CABOT STREET AND RACE STREET (CENTER CITY CONNECTOR)	Qualitative	Qualitative Decrease in Emissions	0	
611953	SPRINGFIELD- CHICOPEE- GUIDE AND TRAFFIC SIGN REPLACEMENT ON A SECTION OF INTERSTATE 291		No assumed impact/negligible impact on emissions	0	
Pioneer Valley			Total GHG Increase (kg/year)	0	
			Total GHG Reduction (kg/year)	0	
			Total GHG Difference (kg/year)	0	
Southeastern Mass					

STIP: 2022 - 2026 (D)

MassDot Project ID	MassDOT Project Description	GHG Analysis Type	GHG Impact Description	GHG CO2 Impact (kg/yr)	Additional Information
606527	NEW BEDFORD- SUPERSTRUCTURE REPLACEMENT, N-06-020, I-195 (EB & WB) RAMP C & F OVER ST 18, COUNTY STREET, STATE STREET, MASS COASTAL RAILROAD, PURCHASE STREET, WELD STREET, INCLUDES REPLACING N-06-046, I-195 (EB) RAMP F OVER WELD STREET	Qualitative	No assumed impact/negligible impact on emissions	0	
607440	MATTAPOISETT- CORRIDOR IMPROVEMENTS AND RELATED WORK ON MAIN STREET, WATER STREET, BEACON STREET AND MARION ROAD.	Qualitative	No assumed impact/negligible impact on emissions	0	
608049	FALL RIVER- CORRIDOR IMPROVEMENTS ON ROUTE 79/DAVOL STREET	Qualitative	Qualitative Increase in Emissions	0	Analysis to be performed to validate assumption.
608750	PLAINVILLE- RECONSTRUCTION OF SOUTH STREET (ROUTE 1A), FROM SHARLENE LANE TO EVERETT STREET AND RELATED WORK	Qualitative	Qualitative Decrease in Emissions	0	Anticipating CMAQ eligibility. Analysis to be performed once more information is available.
609434	FALL RIVER- BRIDGE REPLACEMENT, F-02-114 (C0X), JEFFERSON STREET OVER SUCKER BROOK	Qualitative	No assumed impact/negligible impact on emissions	0	
611990	SOMERSET- SWANSEA- PAVEMENT PRESERVATION & RELATED WORK ON I-195	Qualitative	No assumed impact/negligible impact on emissions	0	
611996	NEW BEDFORD- PAVEMENT PRESERVATION AND RELATED WORK ON ROUTE 140	Qualitative	No assumed impact/negligible impact on emissions	0	
Southeastern Mass			Total GHG Increase (kg/year)	0	
			Total GHG Reduction (kg/year)	0	
			Total GHG Difference (kg/year)	0	
Statewide					
608566	MARLBOROUGH- IMPROVEMENTS AT ROUTE 20 (EAST MAIN STREET) AT CURTIS AVENUE		No assumed impact/negligible impact on emissions	0	
609393	DISTRICT 5- STORMWATER IMPROVEMENTS AT VARIOUS LOCATIONS ON CAPE COD		No assumed impact/negligible impact on emissions	0	
611952	HARVARD- LITTLETON- ACTON- CONCORD- GUIDE AND TRAFFIC SIGN REPLACEMENT ON A SECTION OF ROUTE 2		No assumed impact/negligible impact on emissions	0	
612069	DISTRICT 1- SYSTEMATIC BRIDGE MAINTENANCE AT VARIOUS LOCATIONS		No assumed impact/negligible impact on emissions	0	

Greenhouse Gas (GHG) Analysis Report

STIP: 2022 - 2026 (D)

MassDot Project ID	MassDOT Project Description	GHG Analysis Type	GHG Impact Description	GHG CO2 Impact (kg/yr)	Additional Information
612070	DISTRICT 2- SYSTEMATIC BRIDGE MAINTENANCE AT VARIOUS LOCATIONS		No assumed impact/negligible impact on emissions	0	
612071	DISTRICT 3- SYSTEMATIC BRIDGE MAINTENANCE AT VARIOUS LOCATIONS		No assumed impact/negligible impact on emissions	0	
612072	DISTRICT 4- SYSTEMATIC BRIDGE PRESERVATION		No assumed impact/negligible impact on emissions	0	
612081	DISTRICT 5- SYSTEMATIC BRIDGE PRESERVATION		No assumed impact/negligible impact on emissions	0	
612082	DISTRICT 6- SYSTEMATIC BRIDGE MAINTENANCE AT VARIOUS LOCATIONS		No assumed impact/negligible impact on emissions	0	
S12007	Safe Routes to School (SRTS) Infrastructure FFY 2026		No assumed impact/negligible impact on emissions	0	
S12009	STATEWIDE- INTELLIGENT TRANSPORTATION SYSTEMS (YEAR 2026)		No assumed impact/negligible impact on emissions	0	
S12015	2026 Bridge Inspection & Data Control		No assumed impact/negligible impact on emissions	0	

MassDot Project ID	MassDOT Project Description	GHG Analysis Type	GHG Impact Description	GHG CO2 Impact (kg/yr)	Additional Information
S12019	STATEWIDE- SYSTEMIC COUNTERMEASURES FOR SHSP IMPLEMENTATION (UPDATED SHSP IMPLEMENTATION)		No assumed impact/negligible impact on emissions	0	In an effort to improve upon our safety program and ensure we select the project that will provide us with the most effective means to reduce fatalities and injuries, we are in the process of developing an HSIP implementation plan. The systemic risk factor emphasis area program development will be ready at the end of March 2021, which will help to identify systemic projects to be funded with this line item. Furthermore, MassDOT is updating our SHSP in 2023, as Federally required, which will provide updated strategies that can be used in HSIP project eligibility. Additionally, there will be some projects required as a result of the upcoming MUTCD update. This funding item it 2026 will provide flexibility to fund those to-be-identified strategies. Once the implementation plan is complete, project development will begin and systematically replace this item.
S12142	Awards, Adjustments, Change Orders, etc. (FFY 2026)	Qualitative	No assumed impact/negligible impact on emissions	0	
S12147	ABP GANS (FFY 2026)	Qualitative	No assumed impact/negligible impact on emissions	0	
S12152	Metropolitan Planning (FFY 2027 UPWPs) - PL & SPR	Qualitative	No assumed impact/negligible impact on emissions	0	
S12157	SPR Work Program (FFY 2027)	Qualitative	No assumed impact/negligible impact on emissions	0	
S12163	RECREATIONAL TRAILS PROGRAM (FFY 2026)	Qualitative	No assumed impact/negligible impact on emissions	0	
S12168	RAIL ROAD CROSSINGS (FFY 2026)	Qualitative	No assumed impact/negligible impact on emissions	0	

Greenhouse Gas (GHG) Analysis Report

STIP: 2022 - 2026 (D)

MassDot Project ID	MassDOT Project Description	GHG Analysis Type	GHG Impact Description	GHG CO2 Impact (kg/yr)	Additional Information
S12173	SRTS EDUCATION (FFY 2026)	Qualitative	No assumed impact/negligible impact on emissions	0	
S12178	TRANSIT GRANT PROGRAM (FFY 2026)	Qualitative	No assumed impact/negligible impact on emissions	0	
Statewide			Total GHG Increase (kg/year)	0	
			Total GHG Reduction (kg/year)	0	
			Total GHG Difference (kg/year)	0	
		2026	Total GHG Increase (kg/year)	16,555	
			Total GHG Reduction (kg/year)	-3,077,517	
			Total GHG Difference (kg/year)	-3,060,962	
2022 - 2026			Total GHG Increase (kg/year)	72,495	
			Total GHG Reduction (kg/year)	-18,735,838	
			Total GHG Difference (kg/year)	-18,663,343	

Page intentionally left blank

APPENDIX A: Air Quality Conformity Determination

AIR QUALITY CONFORMITY DETERMINATION

Massachusetts Department of Transportation (MassDOT)
and the Metropolitan Planning Organizations (MPOs)

This report documents the latest air quality conformity determination for the 1997 ozone National Ambient Air Quality Standards (NAAQS) in the Commonwealth of Massachusetts. It covers the applicable conformity requirements according to the latest regulations, regional designation status, legal considerations, and federal guidance. Further details and background information are provided below:

Introduction

The 1990 Clean Air Act Amendments (CAAA) require metropolitan planning organizations within nonattainment and maintenance areas to perform air quality conformity determinations prior to the approval of Long-Range Transportation Plans (LRTPs) and Transportation Improvement Programs (TIPs), and at such other times as required by regulation. Clean Air Act (CAA) section 176(c) (42 U.S.C. 7506(c)) requires that federally funded or approved highway and transit activities are consistent with ("conform to") the purpose of the State Implementation Plan (SIP). Conformity to the purpose of the SIP means that means Federal Highway Administration (FHWA) and Federal Transit Administration (FTA) funding and approvals are given to highway and transit activities that will not cause or contribute to new air quality violations, worsen existing violations, or delay timely attainment of the relevant NAAQS or any interim milestones (42 U.S.C. 7506(c)(1)). EPA's transportation conformity rules establish the criteria and procedures for determining whether metropolitan transportation plans, transportation improvement programs (TIPs), and federally supported highway and transit projects conform to the SIP (40 CFR Parts 51.390 and 93).

A nonattainment area is one that the U.S. Environmental Protection Agency (EPA) has designated as not meeting certain air quality standards. A maintenance area is a nonattainment area that now meets the standards and has been re-designated as maintaining the standard. A conformity determination is a demonstration that plans, programs, and projects are consistent with the State Implementation Plan (SIP) for attaining the air quality standards. The CAAA requirement to perform a conformity determination ensures that federal approval and funding go to transportation activities that are consistent with air quality goals.

Legislative and Regulatory Background

The entire Commonwealth of Massachusetts was previously classified as nonattainment for ozone, and was divided into two nonattainment areas. The Eastern Massachusetts ozone nonattainment area included Barnstable, Bristol, Dukes, Essex, Middlesex, Nantucket, Norfolk, Plymouth, Suffolk, and Worcester counties. Berkshire, Franklin, Hampden, and Hampshire counties comprised the Western Massachusetts ozone nonattainment area. With these classifications, the 1990 Clean Air Act Amendments (CAAA) required the Commonwealth to reduce its emissions of volatile organic compounds (VOCs) and nitrogen oxides (NOx), the two major precursors to ozone formation to achieve attainment of the ozone standard.

The 1970 Clean Air Act defined a one-hour national ambient air quality standard (NAAQS) for ground-level ozone. The 1990 CAAA further classified degrees of nonattainment of the one-hour standard based on the severity of the monitored levels of the pollutant. The entire commonwealth of Massachusetts was classified as being in serious nonattainment for the one-hour ozone standard, with a required attainment date of 1999.The attainment date was later extended, first to 2003 and a second time to 2007.

In 1997, the EPA proposed a new, eight-hour ozone standard that replaced the one- hour standard, effective June 15, 2005. Scientific information had shown that ozone could affect human health at lower levels, and over longer exposure times than one hour. The new standard was challenged in court, and after a lengthy legal battle, the courts upheld it. It was finalized in June 2004.The eight-hour standard is 0.08 parts per million, averaged over eight hours and not to be exceeded more than once per year. Nonattainment areas were again further classified based on the severity of the eight-hour values. Massachusetts as a whole was classified as being in moderate nonattainment for the eight-hour standard, and was separated into two nonattainment areas—Eastern Massachusetts and Western Massachusetts.

In March 2008, EPA published revisions to the eight-hour ozone NAAQS establishing a level of 0.075 ppm, (March 27, 2008; 73 FR 16483). In 2009, EPA announced it would reconsider this standard because it fell outside of the range recommended by the Clean Air Scientific Advisory Committee. However, EPA did not take final action on the reconsideration so the standard would remain at 0.075 ppm.

After reviewing data from Massachusetts monitoring stations, EPA sent a letter on December 16, 2011 proposing that only Dukes County would be designated as nonattainment for the new proposed 0.075 ozone standard. Massachusetts concurred with these findings.

On May 21, 2012, (77 FR 30088), the final rule was published in the Federal Register, defining the 2008 NAAQS at 0.075

ppm, the standard that was promulgated in March 2008. A second rule published on May 21, 2012 (77 FR 30160), revoked the 1997 ozone NAAQS to occur one year after the July 20, 2012 effective date of the 2008 NAAQS.

Also on May 21, 2012, the air quality designations areas for the 2008 NAAQS were published in the Federal Register. In this Federal Register, the only area in Massachusetts that was designated as nonattainment is Dukes County. All other Massachusetts counties were designated as attainment/unclassified for the 2008 standard. On March 6, 2015, (80 FR 12264, effective April 6, 2015) EPA published the Final Rulemaking, "Implementation of the 2008 National Ambient Air Quality Standards (NAAQS) for Ozone: State Implementation Plan Requirements; Final Rule." This rulemaking confirmed the removal of transportation conformity to the 1997 Ozone NAAQS.

However, on February 16, 2018, the United States Court of Appeals for the District of Columbia Circuit in *South Coast Air Quality Mgmt. District v. EPA* ("*South Coast II*," 882 F.3d 1138) held that transportation conformity determinations must be made in areas that were either nonattainment or maintenance for the 1997 ozone NAAQS and attainment for the 2008 ozone NAAQS when the 1997 ozone NAAQS was revoked. These conformity determinations are required in these areas after February 16, 2019. On November 29, 2018, EPA issued *Transportation Conformity Guidance for the South Coast II Court Decision* (EPA-420-B-18-050, November 2018) that addresses how transportation conformity determinations can be made in areas. According to the guidance, both Eastern and Western Massachusetts, along with several other areas across the country, are now defined as "orphan nonattainment areas" – areas that were designated as nonattainment for the 1997 ozone NAAQS at the time of its revocation (80 FR 12264, March 6, 2015) and were designated attainment for the 2008 ozone NAAQS in EPA's original designations rule for this NAAQS (77 FR 30160, May 21, 2012).

Martha's Vineyard (Dukes County) was the only Massachusetts region which remained an ozone non-attainment area under the 2008 NAAQS, and it is also classified as an "isolated rural area" related to the Standards. As such, for transportation improvement programs composed entirely of exempt projects (40 CFR 93.126), an air quality conformity analysis and determination is also not required.

Martha's Vineyard / Dukes County has historically programmed – and continues to program – in its TIP only "Exempt" transportation projects as defined in 40 CFR 93.126, so both the current FFY 2022-26 Transportation Improvement Program and the 2020- 2040 Regional Transportation Plan do not require an air quality conformity analysis or determination for the 2008 NAAQS.

Current Conformity Determination

After 2/16/19, as a result of the court ruling and the subsequent federal guidance, transportation conformity for the 1997 NAAQS – intended as an “anti-backsliding” measure – now applies to both of Massachusetts’ orphan areas. Therefore, a conformity determination was made for the 1997 ozone NAAQS on the 2020-2040 Regional Transportation Plans. This latest conformity determination was finalized in July 2019 following each MPO's previous endorsement of their long range transportation plan, and approved by our FHWA and FTA partners on October 15, 2019. This conformity determination continues to be valid for the FFY 2022-2026 STIP, as each MPO TIP is developed form the conforming 2020-20240 Regional Transportation Plans.

The transportation conformity regulation at 40 CFR 93.109 sets forth the criteria and procedures for determining conformity. The conformity criteria for TIPs and RTPs include: latest planning assumptions (93.110), latest emissions model (93.111), consultation (93.112), transportation control measures (93.113(b) and (c), and emissions budget and/or interim emissions (93.118 and/or 93.119).

For the 1997 ozone NAAQS areas, transportation conformity for TIPs and RTPs for the 1997 ozone NAAQS can be demonstrated without a regional emissions analysis, per 40 CFR 93.109(c). This provision states that the regional emissions analysis requirement applies one year after the effective date of EPA’s nonattainment designation for a NAAQS and until the effective date of revocation of such NAAQS for an area. The 1997 ozone NAAQS revocation was effective on April 6, 2015, and the *South Coast II* court upheld the revocation. As no regional emission analysis is required for this conformity determination, there is no requirement to use the latest emissions model, or budget or interim emissions tests.

Therefore, transportation conformity for the 1997 ozone NAAQS for the FFY 2022-2026 Transportation Improvement Programs and 2020-2040 Regional Transportation Plans can be demonstrated by showing that remaining requirements in Table 1 in 40 CFR 93.109 have been met. These requirements, which are laid out in Section 2.4 of EPA’s guidance and addressed below, include:

- Latest planning assumptions (93.110)
- Consultation (93.112)
- Transportation Control Measures (93.113)
- Fiscal Constraint (93.108)

Latest Planning Assumptions:

The use of latest planning assumptions in 40 CFR 93.110 of the conformity rule generally apply to regional emissions analysis. In the 1997 ozone NAAQS areas, the use of latest planning assumptions requirement applies to assumptions about transportation control measures (TCMs) in an approved SIP (See following section on Timely Implementation of TCMs).

Consultation:

The consultation requirements in 40 CFR 93.112 were addressed both for interagency consultation and public consultation. Interagency consultation was conducted with FHWA, FTA, US EPA Region 1, MassDEP, and the other Massachusetts MPOs, with the most recent conformity consultation meeting held on March 6, 2019 (this most recent meeting focused on understanding the latest conformity-related court rulings and resulting federal guidance). This ongoing consultation is conducted in accordance with the following:

- Massachusetts' Air Pollution Control Regulations 310 CMR 60.03 "Conformity to the State Implementation Plan of Transportation Plans, Programs, and Projects Developed, Funded or Approved Under Title 23 USC or the Federal Transit Act"

- The Commonwealth of Massachusetts Memorandum of Understanding by and between Massachusetts Department of Environmental Protection, Massachusetts Executive Office of Transportation and Construction, Massachusetts Metropolitan Planning Organizations concerning the conduct of transportation-air quality planning in the development and implementation of the state implementation plan" (note: this MOU is currently being updated)

Coordination for Transportation Conformity (dated September 16, 2019):

Public consultation was conducted consistent with planning rule requirements in 23 CFR 450.

Title 23 CFR Section 450.324 and 310 CMR 60.03(6)(h) requires that the development of the TIP, RTP, and related certification documents provide an adequate opportunity for public review and comment. Section 450.316(b) also establishes the outline for MPO public participation programs. Each MPO's adopted Public Participation Plan ensures that the public will have access to the TIP/RTP and all supporting documentation, provides for public notification of the availability of the TIP/RTP and the public's right to review the document and comment thereon, and provides a 21-day public review and comment period prior to the adoption of the TIP/RTP and related certification documents.

Timely Implementation of Transportation Control Measures:

Transportation Control Measures (TCMs) have been required in the SIP in revisions submitted to EPA in 1979 and 1982. All SIP TCMs have been accomplished through construction or through implementation of ongoing programs. All of the projects have been included in the Region's Transportation Plan (present of past) as recommended projects or projects requiring further study.

DEP submitted to EPA its strategy of programs to show Reasonable Further Progress of a 15% reduction of VOCs in 1996 and the further 9% reduction of NOx toward attainment of the National Ambient Air Quality Standards (NAAQS) for ozone in 1999. Within that strategy there are no specific TCM projects. The strategy does call for traffic flow improvements to reduce congestion and, therefore, improve air quality. Other transportation-related projects that have been included in the SIP control strategy are listed below:

- *Enhanced Inspection and Maintenance Program*
- *California Low Emission Vehicle Program*
- *Reformulated Gasoline for On- and Off-Road Vehicles*
- *Stage II Vapor Recovery at Gasoline Refueling Stations*
- *Tier I Federal Vehicle Standards*

Fiscal Constraint:

Transportation conformity requirements in 40 CFR 93.108 state that TIPs and transportation plans and must be fiscally constrained consistent with DOT's metropolitan planning regulations at 23 CFR part 450. The FFY 2022-2026 State Transportation Improvement Program and the 2020-2040 Regional Transportation Plans are fiscally constrained, as demonstrated in this STIP document and each respective MPO's TIPs and RTPs.

As of April 22, 2002, the cities of Worcester, Springfield, and Lowell were re-designated as being in attainment for carbon monoxide (CO) with an EPA-approved limited maintenance plan. In areas with approved limited maintenance plans, federal actions requiring conformity determinations under the transportation conformity rule are considered to satisfy the "budget test" (as budgets are treated as not constraining in these areas for the length of the initial maintenance period). Any future required "project level" conformity determinations for projects located within this community will continue to use a "hot-spot" analysis to assure that any new transportation projects in this CO attainment area do not cause or contribute to carbon monoxide non-attainment.

In summary and based upon the entire process described above, the Commonwealth prepared a conformity determination for the 1997 Ozone NAAQS in accordance with EPA's and Massachusetts' latest conformity regulations and guidance, and received a conformity determination concurrence letter on October 15, 2019. This conformity determination process demonstrates that the FFY 2021-2025 State Transportation Improvement Program and the 2020-2040 Regional Transportation Plans meet the Clean Air Act and Transportation Conformity Rule requirements for the 1997 Ozone NAAQS, and have been prepared following all the guidelines and requirements of these rules during this time period.

Therefore, the implementation of the Commonwealth's FFY 2022-2026 State Transportation Improvement Program and the 2020-2040 Regional Transportation Plans are consistent with the air quality goals of, and in conformity with, the Massachusetts State Implementation Plan.

APPENDIX B: STIP Amendment/Adjustment Procedures

MassDOT State Transportation Improvement Program (STIP) Project Revision Definitions and Procedures

The STIP is a “living” document and is likely to be modified during the course of the year. The definitions and procedures outlined in this section are followed when project-based revisions to the STIP are necessary.

Definitions of STIP Revision Procedures

Amendment: A revision to the State Transportation Improvement Program (STIP) that requires public review and demonstration of financial constraint. The public process for a STIP amendment requires a publicly advertised 21-day public comment period and for MassDOT to address any public commentary prior to sending to the Federal Highway Administration (FHWA) and Federal Transit Administration (FTA) for review and approval.

Adjustment: A revision to the STIP that does not require a public process, but that is required to be included in a MassDOT STIP action with a demonstration of financial constraint for FHWA/FTA approval.

Administrative Modification: A revision to the STIP that is minor enough in nature to require neither a public process nor FHWA/FTA approval, but that does involve a notification to federal partners.

Highway Project STIP Revision Definitions and Procedures

Type of Revision	Definition	Procedure	Notes
Major Project Cost Change	Increase or decrease of $500,000 or greater for projects programmed under $5,000,000 and greater than 10% of the total cost for projects programmed over $5,000,000.	Amendment	The “increase” or “decrease” in cost is relative to the Total Federal Participating Cost (TFPC) of a project.
Minor Project Cost Change	Increase or decrease of $499,999 or less for projects programmed under $5,000,000 and less than 10% of the total cost for projects programmed over $5,000,000.	Adjustment	See above.
Project Description Change	Change in the description of the project as it is listed in the STIP.	Adjustment or Administrative Modification	Project description changes are treated as administrative modifications or adjustments for minor changes (e.g. spelling errors, more detailed descriptions, adding mile-markers, etc.).
Major Project Scope Change	A revision to the project scope large enough to necessitate an additional review by MassDOT’s Project Review Committee (PRC) – typically accompanied by major project cost change.	Amendment	In some cases, a major scope change will require the initiation of a new project through MassDOT’s Project Initiation Form (PIF), and review/approval by PRC. This would require deactivation and removal of the currently programmed project.
Minor Project Scope Change	A minor revision to the project scope that does not significantly alter the original PRC-approved scope of work.	Adjustment	In many cases, changes in this category will also include a minor cost change.
Project Addition	The programming of a new project in any federal fiscal year of the active TIP.	Amendment or Adjustment	Project additions are treated as amendments if the project was not part of any previously approved STIP vetted through the public process. Project additions can be treated as adjustments in circumstances in which it has been vetted for the same programming year.

Type of Revision	Definition	Procedure	Notes
Project Removal	The removal of a project in any federal fiscal year of the active TIP.	Amendment	Exception: if a project is removed from an active TIP or the STIP due to it being previously advanced/advertised, or is moved to the statewide list from a regional TIP, the action would be considered an adjustment.
Change in Funding Source	A change in the project's funding source, including federal and non-federal sources which fall within the project cost change revisions listed above.	Adjustment	Changes in funding sources for projects are permissible for advertisement purposes if the FHWA Division Office has been consulted.
Change in Additional Information	A change in any item listed in the "Additional Information" column of the STIP not covered in any other item listed here (e.g. earmark details, project proponent, etc.)	Administrative Modification	N/A
Change in Year of Programming	Moving a currently programmed project earlier or later than an originally programmed year.	Amendment	Changes to a project delivery schedule (advancement or delay) requires an amendment for the change in programmed FFY.

Transit Project STIP Revision Definitions and Procedures

Type of Revision	Definition	Procedure	Notes
Major Project Cost Change	Increase or decrease of $500,000 or greater for projects under $5,000,000 and greater than 10% of the total cost for projects exceeding $5,000,000.	Amendment	The “increase” or “decrease” in cost is relative to the combined federal and non-federal aid participating cost of the project.
Minor Project Cost Change	Increase or decrease of $499,999 or less for projects under $5,000,000 and less than 10% of the total cost for projects exceeding $5,000,000.	Adjustment	See above.
Project Description Change	Change in the description of the project as it is listed in the STIP.	Adjustment or Administrative Modification	Project description changes are treated as administrative modifications or adjustments for minor changes (e.g. spelling errors, more detailed descriptions, etc.).
Major Project Scope Change	A revision to the project scope deemed large enough to require public review and comment (e.g. changing the number of stations)	Amendment	In many cases, changes in this category will also include a major cost change.
Minor Project Scope Change	A minor revision to the project scope that does not significantly alter the original scope of work (e.g. changes to the bus model for vehicle replacement projects).	Adjustment	In many cases, changes in this category will also include a minor cost change.
Project Addition	The programming of a new project in any federal fiscal year of the current TIP.	Amendment or Adjustment	Project additions are treated as amendments if the project was not part of any previously approved STIP that has been vetted through the public process. Can be treated as adjustments in circumstances in which it has been vetted for the same programming year.
Project Removal	The removal of a project in any federal fiscal year of the current TIP.	Amendment	Exception: if a project is removed from a TIP or the STIP due to it being previously advanced/advertised,or is moved to the statewide list from a regional TIP, the action would be considered an adjustment.

Type of Revision	Definition	Procedure	Notes
Change in Funding Source	Change in the funding source, including federal and non-federal sources that fall within project cost change revisions listed in the first two rows.	Adjustment	Changes in funding sources for projects are permissible for obligation purposes with written notice from the FTA Regional Office.
Change in Year of Programming	Moving a currently programmed project earlier or later than the originally programmed year.	Amendment or Adjustment	Note: Federal funds shall be programmed in the federal fiscal year in which the award will occur. Changes in year of programming are only treated as adjustments if they involve advancing federal funds to align with the year of the grant award.

Exceptions

Although MassDOT typically holds a 21-day public comment period for amendments, in the event of extenuating circumstances beyond the agency's control, the comment period may be shortened or waived in consultation with FHWA Division Office and/or the FTA Regional Office. Additionally, MassDOT may make exceptions to the procedures outlined above and treat amendments as adjustments and/or adjustments as administrative modifications, but these exceptions will also require coordination with and concurrence by MassDOT's federal partners and the affected MPO.

APPENDIX C: Operations and Maintenance

Note: Regional Transit Authorities (RTAs) and the MassDOT Highway Division Operations and Maintenance projections are preliminary and subject to change pending further analysis on financial impacts from the COVID-19 crisis.

Operating and Maintenance Expenditures as of April 2021

Statewide and District Contracts plus Expenditures within MPO boundaries

Program Group/Sub Group	Est SFY 2021 Spending	Est SFY 2022 Spending	Est SFY 2023 Spending	Est SFY 2024 Spending	Est SFY 2025 Spending
Part 1: Non-Federal Aid					
Section I - Non Federal Aid Maintenance Projects - State Bondfunds					
01 - ADA Retrofits					
New Sidewalks and Curbing	$ 374,915	$ 77,526	$ 115,304	$ 38,435	$ -
02 - Bicycles and pedestrians program					
Bikeway/Bike Path Construction	$ -	$ -	$ -	$ -	$ -
03 - Bridge					
Bridge Maintenance	$ 50,530,642	$ 38,042,142	$ 17,926,495	$ 2,636,969	$ -
Bridge Maintenance - Deck Repairs	$ 8,768,432	$ 6,573,425	$ 3,751,868	$ 1,656,076	$ 155,826
Bridge Maintenance - Joints	$ 1,155,000	$ 2,287,026	$ 1,516,850	$ 460,985	$ 71,388
Bridge Preservation	$ 4,252,063	$ 4,518,597	$ 1,646,318	$ -	$ -
Bridge Reconstruction/Rehab	$ -	$ 175,570	$ 526,709	$ 526,709	$ 43,892
Drawbridge Maintenance	$ 7,557,601	$ 6,380,659	$ 2,434,718	$ -	$ -
Painting - Structural	$ 6,641,700	$ 5,373,228	$ 542,013	$ -	$ -
Structures Maintenance	$ 1,828,780	$ 225,000	$ 130,601	$ -	$ -
04 - Capacity					
Hwy Reconstr - Added Capacity	$ -	$ -	$ -	$ -	$ -
05 - Facilities					
Vertical Construction (Ch 149)	$ 10,306,212	$ 3,605,059	$ 2,272,733	$ 695,293	$ -
07 - Intersection Improvements					
Traffic Signals	$ 3,023,006	$ 2,194,146	$ 444,178	$ 144,000	$ -
08 - Interstate Pavement					
Resurfacing Interstate	$ -	$ -	$ -	$ -	$ -
09 - Intelligent Transportation Systems Program					
Intelligent Transportation System	$ -	$ -	$ -	$ -	$ -
10 - Non-interstate DOT Pavement Program					
Milling and Cold Planing	$ -	$ 489,886	$ 839,805	$ 209,951	$ -
Resurfacing	$ 10,466,353	$ 4,796,360	$ 3,271,364	$ 696,316	$ -
Resurfacing DOT Owned Non-Interstate	$ 8,495,515	$ 3,639,973	$ 1,657,155	$ -	$ -
11 - Roadway Improvements					
Asbestos Removal	$ -	$ 1,246,592	$ -	$ -	$ -
Catch Basin Cleaning	$ 1,786,357	$ 1,529,801	$ 1,350,344	$ 285,946	$ -
Contract Highway Maintenance	$ 4,636,076	$ 2,012,347	$ 634,879	$ 69,639	$ -
Crack Sealing	$ 2,415,593	$ 1,371,677	$ 425,506	$ -	$ -
Culvert Maintenance	$ 496,297	$ 588,151	$ -	$ -	$ -
Culvert Reconstruction/Rehab	$ 444,173	$ -	$ -	$ -	$ -
Drainage	$ 8,178,326	$ 5,030,169	$ 3,473,204	$ 524,839	$ -
Guard Rail & Fencing	$ 6,443,072	$ 2,462,423	$ 1,440,851	$ 425,823	$ -
Highway Sweeping	$ 973,750	$ 1,128,020	$ 1,224,735	$ 160,245	$ -
Landscaping	$ 799,028	$ -	$ -	$ -	$ -
Mowing and Spraying	$ 2,705,380	$ 2,790,093	$ 1,240,827	$ 126,229	$ -
Sewer and Water	$ 11,200	$ 583	$ 1,100	$ 733	$ -
Tree Trimming	$ 3,834,965	$ 3,443,210	$ 2,634,418	$ 449,600	$ -
12 - Roadway Reconstruction					
Hwy Reconstr - Restr and Rehab	$ 2,402,766	$ 558,020	$ 222,630	$ -	$ -
13 - Safety Improvements					
Electrical	$ 1,026,290	$ 262,366	$ -	$ -	$ -
Impact Attenuators	$ 823,156	$ 870,993	$ 1,086,817	$ 634,834	$ 254,897
Lighting	$ 2,163,221	$ 1,881,231	$ 421,297	$ 81,000	$ -
Pavement Marking	$ 3,757,747	$ 3,227,399	$ 983,304	$ 194,783	$ -
Safety Improvements	$ 619,617	$ 225,000	$ 33,595	$ -	$ -
Sign Installation/Upgrading	$ 249,246	$ 361,674	$ 498,880	$ 227,526	$ -
Structural Signing	$ 773,069	$ 237,152	$ 119,607	$ -	$ -
Section I Total:	**$ 157,939,547**	**$ 107,605,498**	**$ 52,868,105**	**$ 10,245,930**	**$ 526,003**
Section II - Non Federal Aid Highway Operations - State Operating Budget Funding					
Snow and Ice Operations & Materials					
	$ 73,700,000	$ 45,000,000	$ 45,000,000	$ 45,000,000	$ 45,000,000
District Maintenance Payroll					
Mowing, Litter Mgmt, Sight Distance Clearing, Etc.	$ 33,575,810	$ 34,583,084	$ 35,620,577	$ 36,689,194	$ 37,789,870
Section II Total:	**$ 107,275,810**	**$ 79,583,084**	**$ 80,620,577**	**$ 81,689,194**	**$ 82,789,870**
Grand Total NFA:	**$ 265,215,357**	**$ 187,188,583**	**$ 133,488,682**	**$ 91,935,124**	**$ 83,315,873**

Operating and Maintenance Expenditures as of April 2021

Statewide and District Contracts plus Expenditures within MPO boundaries

Program Group/Sub Group	Est SFY 2021 Spending	Est SFY 2022 Spending	Est SFY 2023 Spending	Est SFY 2024 Spending	Est SFY 2025 Spending
Part 2: Federal Aid					
Section I - Federal Aid Maintenance Projects					
01 - ADA Retrofits					
New Sidewalks and Curbing	$ 25,063	$ -	$ -	$ -	$ -
02 - Bicycles and pedestrians program					
Bikeway/Bike Path Construction	$ -	$ -	$ -	$ -	$ -
03 - Bridge					
Bridge Maintenance	$ 1,278,445	$ 3,428,044	$ 770,671	$ 2,357,142	$ -
Bridge Maintenance - Deck Repairs	$ -	$ -	$ -	$ 265,653	$ 243,515
Bridge Maintenance - Joints	$ -	$ -	$ -	$ -	$ -
Bridge Preservation	$ -	$ -	$ -	$ -	$ -
Bridge Reconstruction/Rehab	$ -	$ -	$ -	$ -	$ -
Drawbridge Maintenance	$ -	$ -	$ -	$ -	$ -
Painting - Structural	$ 2,337,724	$ 2,748,097	$ 276,981	$ -	$ -
Structures Maintenance	$ 374,553	$ -	$ -	$ -	$ -
04 - Capacity					
Hwy Reconstr - Added Capacity	$ -	$ -	$ -	$ -	$ -
05 - Facilities					
Vertical Construction (Ch 149)	$ -	$ -	$ -	$ -	$ -
07 - Intersection Improvements					
Traffic Signals	$ 5,391	$ -	$ -	$ -	$ -
08 - Interstate Pavement					
Resurfacing Interstate	$ -	$ -	$ -	$ -	$ -
09 - Intelligent Transportation Systems Program					
Intelligent Transportation System	$ -	$ -	$ -	$ -	$ -
10 - Non-interstate DOT Pavement Program					
Milling and Cold Planing	$ -	$ -	$ -	$ -	$ -
Resurfacing	$ -	$ -	$ -	$ -	$ -
Resurfacing DOT Owned Non-Interstate	$ -	$ -	$ -	$ -	$ -
11 - Roadway Improvements					
Asbestos Removal	$ -	$ -	$ -	$ -	$ -
Catch Basin Cleaning	$ -	$ -	$ -	$ -	$ -
Contract Highway Maintenance	$ -	$ -	$ -	$ -	$ -
Crack Sealing	$ -	$ -	$ -	$ -	$ -
Culvert Maintenance	$ -	$ -	$ -	$ -	$ -
Culvert Reconstruction/Rehab	$ -	$ -	$ -	$ -	$ -
Drainage	$ 102,976	$ -	$ -	$ -	$ -
Guard Rail & Fencing	$ -	$ -	$ -	$ -	$ -
Highway Sweeping	$ -	$ -	$ -	$ -	$ -
Landscaping	$ -	$ -	$ -	$ -	$ -
Mowing and Spraying	$ -	$ -	$ -	$ -	$ -
Sewer and Water	$ -	$ -	$ -	$ -	$ -
Tree Trimming	$ -	$ -	$ -	$ -	$ -
12 - Roadway Reconstruction					
Hwy Reconstr - Restr and Rehab	$ 463	$ -	$ -	$ -	$ -
13 - Safety Improvements					
Electrical	$ -	$ -	$ -	$ -	$ -
Impact Attenuators	$ -	$ -	$ -	$ -	$ -
Lighting	$ 6,701,881	$ 5,667,317	$ 1,142,516	$ 10,155	$ -
Pavement Marking	$ -	$ -	$ -	$ -	$ -
Safety Improvements	$ -	$ -	$ -	$ -	$ -
Sign Installation/Upgrading	$ 795,825	$ -	$ -	$ -	$ -
Structural Signing	$ 858,527	$ 180,823	$ -	$ -	$ -
Section I Total:	**$ 12,480,848**	**$ 12,024,280**	**$ 2,190,167**	**$ 2,632,950**	**$ 243,515**
Grand Total Federal Aid:	**$ 12,480,848**	**$ 12,024,280**	**$ 2,190,167**	**$ 2,632,950**	**$ 243,515**

Operating and Maintenance Expenditures as of April 2021

Statewide and District Contracts

Program Group/Sub Group	Est SFY 2021 Spending	Est SFY 2022 Spending	Est SFY 2023 Spending	Est SFY 2024 Spending	Est SFY 2025 Spending
Part 1: Non-Federal Aid					
Section I - Non Federal Aid Maintenance Projects - State Bondfunds					
01 - ADA Retrofits					
New Sidewalks and Curbing	$ 374,915	$ 77,526	$ 115,304	$ 38,435	$ -
02 - Bicycles and pedestrians program					
Bikeway/Bike Path Construction	$ -	$ -	$ -	$ -	$ -
03 - Bridge					
Bridge Maintenance	$ 43,428,981	$ 26,794,121	$ 16,077,531	$ 2,636,969	$ -
Bridge Maintenance - Deck Repairs	$ 8,768,432	$ 6,573,425	$ 3,751,868	$ 1,656,076	$ 155,826
Bridge Maintenance - Joints	$ 1,155,000	$ 2,287,026	$ 1,516,850	$ 460,985	$ 71,388
Bridge Preservation	$ 2,493,922	$ 600,348	$ -	$ -	$ -
Bridge Reconstruction/Rehab	$ -	$ -	$ -	$ -	$ -
Drawbridge Maintenance	$ 7,557,601	$ 6,380,659	$ 2,434,718	$ -	$ -
Painting - Structural	$ 5,297,610	$ 4,630,975	$ 542,013	$ -	$ -
Structures Maintenance	$ 1,828,780	$ 225,000	$ 130,601	$ -	$ -
04 - Capacity					
Hwy Reconstr - Added Capacity	$ -	$ -	$ -	$ -	$ -
05 - Facilities					
Vertical Construction (Ch 149)	$ 4,291,871	$ 2,605,059	$ 2,272,733	$ 695,293	$ -
07 - Intersection Improvements					
Traffic Signals	$ 3,023,006	$ 2,194,146	$ 444,178	$ 144,000	$ -
08 - Interstate Pavement					
Resurfacing Interstate	$ -	$ -	$ -	$ -	$ -
09 - Intelligent Transportation Systems Program					
Intelligent Transportation System	$ -	$ -	$ -	$ -	$ -
10 - Non-interstate DOT Pavement Program					
Milling and Cold Planing	$ -	$ 489,886	$ 839,805	$ 209,951	$ -
Resurfacing	$ 10,466,353	$ 4,796,360	$ 3,271,364	$ 696,316	$ -
Resurfacing DOT Owned Non-Interstate	$ 4,792,047	$ 3,639,973	$ 1,657,155	$ -	$ -
11 - Roadway Improvements					
Asbestos Removal	$ -	$ -	$ -	$ -	$ -
Catch Basin Cleaning	$ 1,786,357	$ 1,529,801	$ 1,350,344	$ 285,946	$ -
Contract Highway Maintenance	$ 4,636,076	$ 2,012,347	$ 634,879	$ 69,639	$ -
Crack Sealing	$ 2,415,593	$ 1,371,677	$ 425,506	$ -	$ -
Culvert Maintenance	$ 496,297	$ 588,151	$ -	$ -	$ -
Culvert Reconstruction/Rehab	$ -	$ -	$ -	$ -	$ -
Drainage	$ 8,098,326	$ 4,940,500	$ 3,473,204	$ 524,839	$ -
Guard Rail & Fencing	$ 6,443,072	$ 2,462,423	$ 1,440,851	$ 425,823	$ -
Highway Sweeping	$ 973,750	$ 1,128,020	$ 1,224,735	$ 160,245	$ -
Landscaping	$ 799,028	$ -	$ -	$ -	$ -
Mowing and Spraying	$ 2,705,380	$ 2,790,093	$ 1,240,827	$ 126,229	$ -
Sewer and Water	$ 11,200	$ 583	$ 1,100	$ 733	$ -
Tree Trimming	$ 3,834,965	$ 3,443,210	$ 2,634,418	$ 449,600	$ -
12 - Roadway Reconstruction					
Hwy Reconstr - Restr and Rehab	$ 2,402,766	$ 558,020	$ 222,630	$ -	$ -
13 - Safety Improvements					
Electrical	$ 1,026,290	$ 262,366	$ -	$ -	$ -
Impact Attenuators	$ 823,156	$ 870,993	$ 1,086,817	$ 634,834	$ 254,897
Lighting	$ 2,163,221	$ 1,881,231	$ 421,297	$ 81,000	$ -
Pavement Marking	$ 3,757,747	$ 3,227,399	$ 983,304	$ 194,783	$ -
Safety Improvements	$ 619,617	$ 225,000	$ 33,595	$ -	$ -
Sign Installation/Upgrading	$ 249,246	$ 361,674	$ 498,880	$ 227,526	$ -
Structural Signing	$ 773,069	$ 237,152	$ 119,607	$ -	$ -
Section I Total:	**$ 137,493,673**	**$ 89,185,143**	**$ 48,846,114**	**$ 9,719,221**	**$ 482,110**
Section II - Non Federal Aid Highway Operations - State Operating Budget Funding					
Snow and Ice Operations & Materials					
	$ 73,700,000	$ 45,000,000	$ 45,000,000	$ 45,000,000	$ 45,000,000
District Maintenance Payroll					
Mowing, Litter Mgmt, Sight Distance Clearing, Etc.	$ 33,575,810	$ 34,583,084	$ 35,620,577	$ 36,689,194	$ 37,789,870
Section II Total:	**$ 107,275,810**	**$ 79,583,084**	**$ 80,620,577**	**$ 81,689,194**	**$ 82,789,870**
Grand Total NFA:	**$ 244,769,483**	**$ 168,768,228**	**$ 129,466,691**	**$ 91,408,415**	**$ 83,271,980**

Operating and Maintenance Expenditures as of April 2021

Statewide and District Contracts

Program Group/Sub Group	Est SFY 2021 Spending	Est SFY 2022 Spending	Est SFY 2023 Spending	Est SFY 2024 Spending	Est SFY 2025 Spending
Part 2: Federal Aid					
Section I - Federal Aid Maintenance Projects					
01 - ADA Retrofits					
New Sidewalks and Curbing	$ 25,063	$ -	$ -	$ -	$ -
02 - Bicycles and pedestrians program					
Bikeway/Bike Path Construction	$ -	$ -	$ -	$ -	$ -
03 - Bridge					
Bridge Maintenance	$ 461,411	$ 2,340,702	$ 770,671	$ -	$ -
Bridge Maintenance - Deck Repairs	$ -	$ -	$ -	$ -	$ -
Bridge Maintenance - Joints	$ -	$ -	$ -	$ -	$ -
Bridge Preservation	$ -	$ -	$ -	$ -	$ -
Bridge Reconstruction/Rehab	$ -	$ -	$ -	$ -	$ -
Drawbridge Maintenance	$ -	$ -	$ -	$ -	$ -
Painting - Structural	$ 2,336,224	$ 2,748,097	$ 276,981	$ -	$ -
Structures Maintenance	$ 112,207	$ -	$ -	$ -	$ -
04 - Capacity					
Hwy Reconstr - Added Capacity	$ -	$ -	$ -	$ -	$ -
05 - Facilities					
Vertical Construction (Ch 149)	$ -	$ -	$ -	$ -	$ -
07 - Intersection Improvements					
Traffic Signals	$ 5,391	$ -	$ -	$ -	$ -
08 - Interstate Pavement					
Resurfacing Interstate	$ -	$ -	$ -	$ -	$ -
09 - Intelligent Transportation Systems Program					
Intelligent Transportation System	$ -	$ -	$ -	$ -	$ -
10 - Non-interstate DOT Pavement Program					
Milling and Cold Planing	$ -	$ -	$ -	$ -	$ -
Resurfacing	$ -	$ -	$ -	$ -	$ -
Resurfacing DOT Owned Non-Interstate	$ -	$ -	$ -	$ -	$ -
11 - Roadway Improvements					
Asbestos Removal	$ -	$ -	$ -	$ -	$ -
Catch Basin Cleaning	$ -	$ -	$ -	$ -	$ -
Contract Highway Maintenance	$ -	$ -	$ -	$ -	$ -
Crack Sealing	$ -	$ -	$ -	$ -	$ -
Culvert Maintenance	$ -	$ -	$ -	$ -	$ -
Culvert Reconstruction/Rehab	$ -	$ -	$ -	$ -	$ -
Drainage	$ 102,976	$ -	$ -	$ -	$ -
Guard Rail & Fencing	$ -	$ -	$ -	$ -	$ -
Highway Sweeping	$ -	$ -	$ -	$ -	$ -
Landscaping	$ -	$ -	$ -	$ -	$ -
Mowing and Spraying	$ -	$ -	$ -	$ -	$ -
Sewer and Water	$ -	$ -	$ -	$ -	$ -
Tree Trimming	$ -	$ -	$ -	$ -	$ -
12 - Roadway Reconstruction					
Hwy Reconstr - Restr and Rehab	$ 463	$ -	$ -	$ -	$ -
13 - Safety Improvements					
Electrical	$ -	$ -	$ -	$ -	$ -
Impact Attenuators	$ -	$ -	$ -	$ -	$ -
Lighting	$ -	$ -	$ -	$ -	$ -
Pavement Marking	$ -	$ -	$ -	$ -	$ -
Safety Improvements	$ -	$ -	$ -	$ -	$ -
Sign Installation/Upgrading	$ 124,116	$ -	$ -	$ -	$ -
Structural Signing	$ 858,527	$ 180,823	$ -	$ -	$ -
Section I Total:	**$ 4,026,377**	**$ 5,269,622**	**$ 1,047,651**	**$ -**	**$ -**
Grand Total Federal Aid:	**$ 4,026,377**	**$ 5,269,622**	**$ 1,047,651**	**$ -**	**$ -**

Transit O&M to be provided in final document