





EXAMPLE STAGED DROUGHT RESPONSE MATRIX*

STATE DROUGHT LEVEL AND DESCRIPTION

ACTION CATEGORY	ACTIONS	LEVEL 1: Mild Drought 	LEVEL 2: Significant Drought 	LEVEL 3: Critical Drought 	LEVEL 4: Emergency Drought 
	Reservoir Trigger(s)	Fill in if using local reservoir triggers for staged drought response			
	Groundwater Trigger(s)	Fill in if using local groundwater triggers for staged drought response			
Coordination					
	Drought Management Team (DMT)	Convene Monthly DMT Meetings	Biweekly or weekly DMT Meetings	Weekly or Daily DMT Meetings	Daily DMT Meetings
Demand Management					
	Nonessential Outdoor Watering	1 day per week watering, before 9 am and after 5 pm.	Hand-held watering only, before 9 am and after 5pm	No nonessential outdoor water use	No nonessential outdoor water use
	New sod, seeding, and landscaping	Follow best management practices for efficient watering	Installation of new sod, seeding, and landscaping is discouraged	Installation of new sod, seeding, and landscaping is strongly discouraged.	Installation of new sod, seeding, and landscaping is prohibited.
	Water Savings Goal	Reduce use by _%	Reduce use by _%	Reduce use by _%	Reduce use by _%
Water Supply Augmentation					
	Interconnections/ Backup and Emergency Supplies	Review/test backup supplies	Prepare for/ possible activation of backup supplies	Possible activation of backup supplies	Activate backup supplies
Communication					
	Website/Press/ Social Media	Update website and social media with latest information on drought status and restrictions/tips	Weekly Tweets on Water Conservation	Press Events and Weekly or Daily Social Media Updates	Daily Communication using all tools

*A complete drought response matrix would include additional actions for each category