


# How to Log in and Apply for Grants on MassGRANTS

The following guide will explain how to apply for Commonwealth grants using the MassGRANTS application portal. The guide includes instructions for:

- Creating a MassGRANTS account using your MMARS Vendor Code
- Requesting a temporary code if your organization does not have an MMARS Vendor Code
- Finding and applying for grants
- Pausing and saving an application in progress

## Creating a MassGRANTS Account

1. Log in to the MassGRANTS portal using the following link:  
<https://maanfgrants.force.com/s/loginpage>
2. If you do not have an account, create one by clicking “Register for an account” on the left-hand side of the page (Figure 1).

 [Login](#)

**Sign In**

Welcome to MassGRANTS!

Don't have an account?  
No problem! Click the button below to register.

[Register for an account](#)

**Welcome back**

Please enter your user email and password to sign in.

\* means required fields

\*User Email

[Forgot My Username?](#)

\*Password

[Forgot My Password?](#)

Please reach out to Support Desk on 1-866-406-2170 for any assistance.

Figure SEQ Figure \\* ARABIC 1: Registering for a New Account

You will be prompted to provide your MMARS Vendor Code and the last four digits of your tax identification number (TIN) on the following screen (Figure 2).

Vendor Code Verification

In order to register in MassGRANTS, your organization must already be registered with VendorWeb. Please be aware that there may be a delay of up to 24-hours after your organization is registered in VendorWeb before it will be available in MassGRANTS.

Note: Only vendor representatives with the authority to act as an administrator for their grantee account should register using this process. Other grantee users should contact their grantee administrator to add them as users.

Please enter your Vendor Code and the last 4 digits of your Tax Identification Number (TIN) below. If the vendor code is not known, contact one of the departments you do business with. The TIN is the number provided to the Commonwealth on the W-9 form when you first became a vendor.

\* means required fields

\*Vendor Code

\*Last 4 Digits of TIN

Next

Your MMARS Vendor Code is the same code you use to log in to [VendorWeb](#). It begins with “VC” followed by 10 digits. If you cannot remember your Vendor Code, please contact the Commonwealth agency you are currently doing business with.

Your TIN is the number the IRS uses to identify you or your organization. In most cases, that is a social security number (SSN) for individuals or an employer identification number (EIN) for organizations. An EIN is a nine-digit number with the following format: xx-xxxxxxx. You can find your TIN on tax returns, any forms filed with the IRS, or, for organizations, on your EIN Confirmation Letter.

If you ***do not have a Vendor Code***, follow the instructions in the section below to get a temporary code.

3. Enter your Vendor Code and the last four digits of your TIN and click Next to pick your username and password.

Only one account can be created using a VC and TIN. If someone has already created an account for your organization, you cannot create a new one. In that case, the system will inform you that someone has created an account and provide their email address. Ask that person to add you as an account user. Once they do, you will receive an email to set up your own login credentials for the account.

### *If You Do Not Have a Vendor Code*

If you do not have a Vendor Code, you can use a temporary code to create an account and submit your application. **However**, if your grant is chosen for funding, your organization will need to have an active MMARS account and Vendor Code to receive program funds.

You can request a temporary code by emailing [eoahsgrantsinbox@state.ma.us](mailto:eoahsgrantsinbox@state.ma.us). You will need to provide the following:

- Your organization's legal name and business address
- A complete [W9 form](#)
- The name, email, and phone number of the primary contact on your application

Once you have received your temporary code, complete the steps listed above to create your MassGRANTS account.

## Finding and Applying for a Grant

1. After you log in, select the Grants Management tab on the left-hand navigation bar (Figure 3).

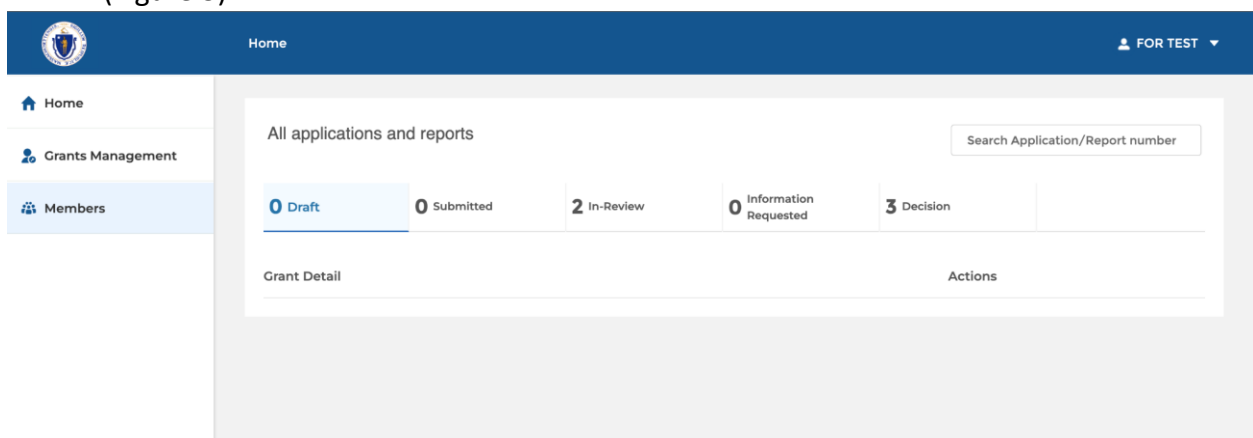
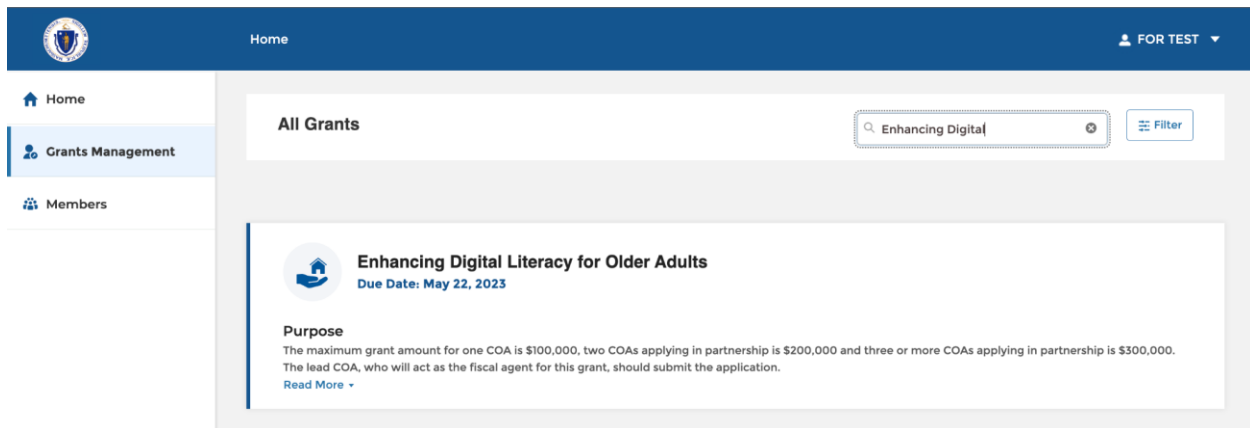


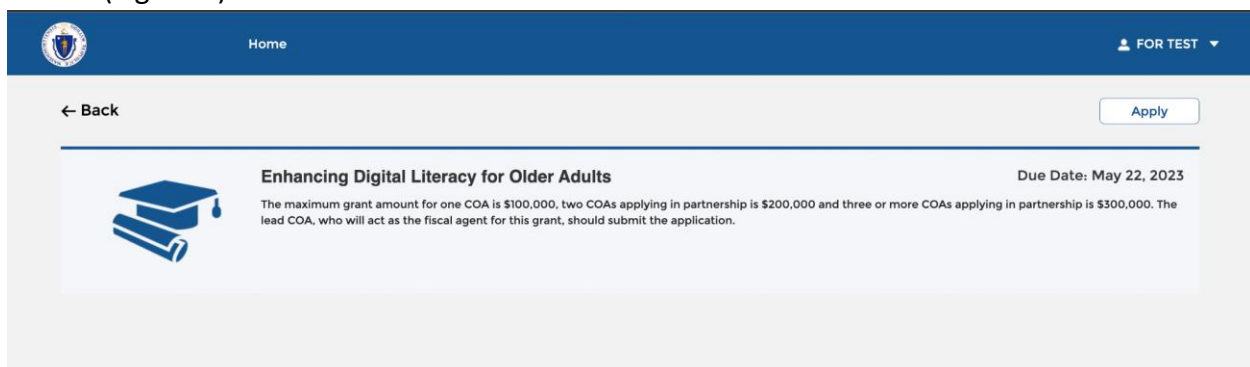
Figure 3

2. Search for the grant you wish to apply for using the search bar in the upper right corner (Figure 4).



*Figure 4*

3. Click on the title of the grant program you wish to apply for in the list of search results.
4. On the next screen, click “Apply” in the upper-right corner to begin your application (Figure 5).



*Figure 5*

5. Fill in the appropriate information and click Submit when finished your application.

## Pausing and Saving an Application in Progress

1. At any point, you can pause and save an application in progress by clicking the Home button in the upper-left corner (Figure 6). This will automatically save your progress and return you to the MassGRANTS home page.

Home FOR TEST

**Application Form** [Click here to view definitions](#)

*\* Indicates required field*

\* The applicant is acknowledging that all of the grant funds in this application are either for a new project, or will be used to supplement an existing project, and will not be used to supplant existing Medicaid HCBS funds or other state-funded projects/programs.

\* The applicant is acknowledging that they are a Council on Aging (COA) located in the Commonwealth of Massachusetts.

**1. APPLICANT PROFILE**

\*A. Name of Organization Applying for Funds: \*B. Municipal Vendor Code:

Alora Cvs Corporation 123123123123

\*C. Project Name:

Project M Helath

\*D. Total Grant Funds Requested:

\$100,000.00

**2. ORGANIZATIONS CONTACT INFORMATION**

A. Primary Contact Person: (notified upon decision of grant award)

Figure 6

- When you are ready, or the next time you log in, you can resume any application by navigating to the Home tab, selecting the Draft section, and clicking Resume on the relevant application (Figure 7).

Home FOR TEST

Home  
Grants Management  
Members

All applications and reports Search Application/Report number

1 Draft   0 Submitted   2 In-Review   0 Information Requested   3 Decision

Grant Detail	Actions
<p>Enhancing Digital Literacy for Older Adults</p> <p>PN-02044</p>	<p>Resume</p>

Previous   1   Next

Figure 7