

EPIA
April 2020
Ages 0-17

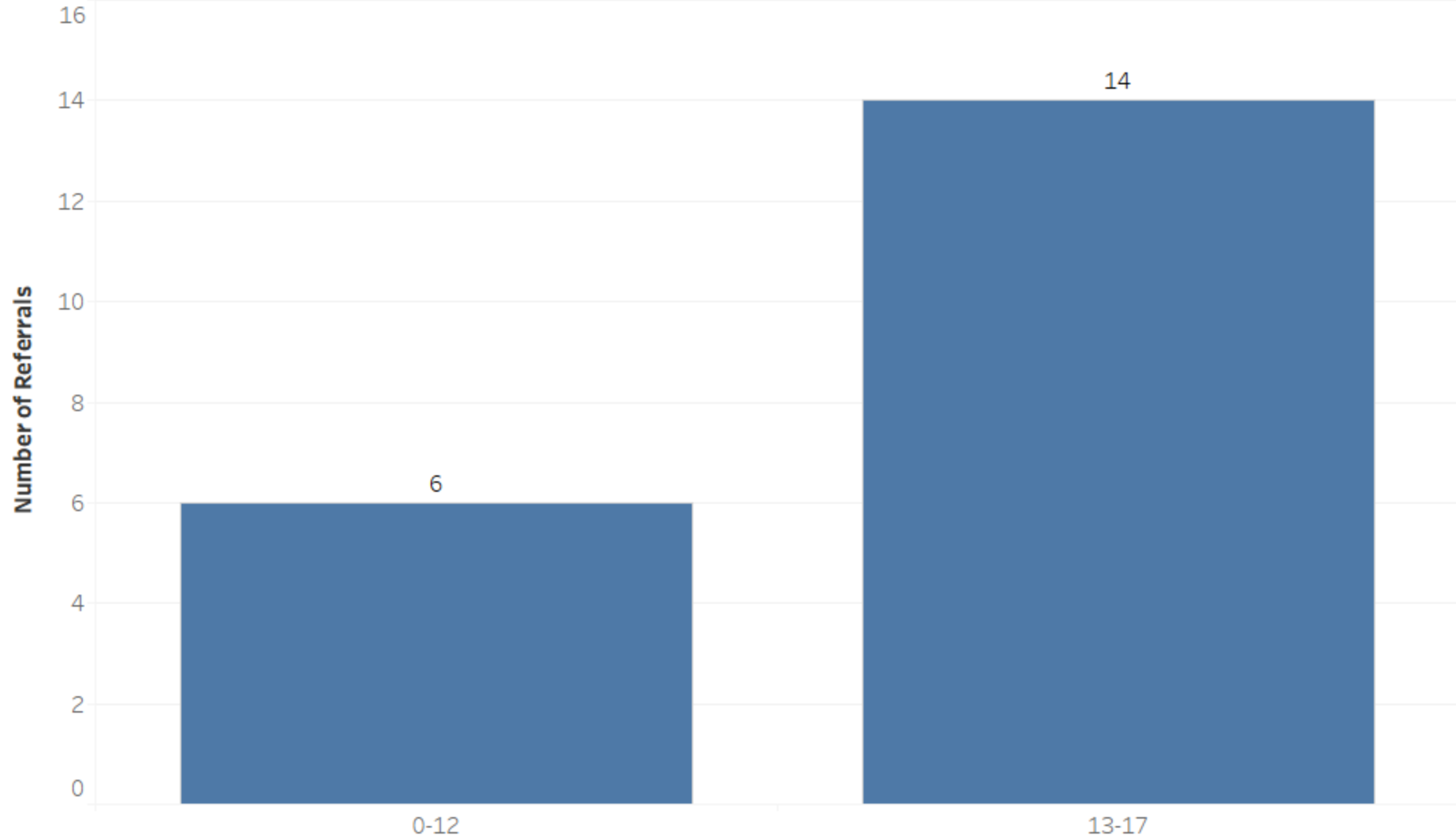
Number of Referrals in the Period: 20

Referrals by Age Group

Number of Referrals **Ages 0 - 17** by Age Group
April 2020 Total Number of Referrals – **20**

Referral Date
April 2020

Age Range
Ages 0 - 17

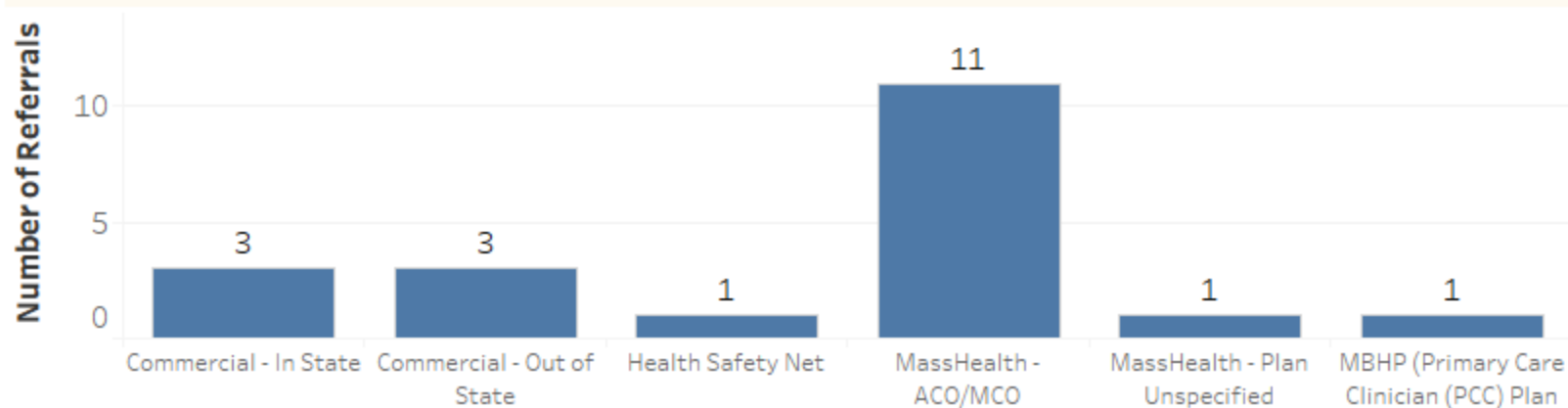


Referrals by Insurance Plan Type

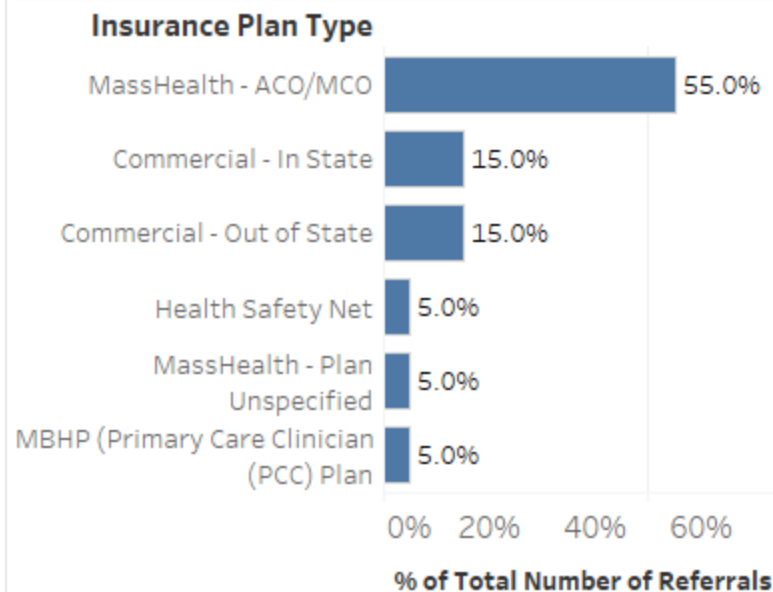
Number of Referrals **Ages 0 - 17** by Insurance Plan Type
April 2020 Total Number of Referrals – 20

Referral Date
April 2020

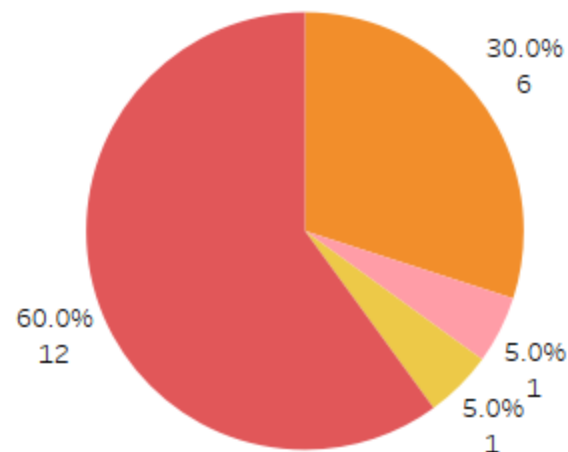
Age Range
Ages 0 - 17



Percentage of Referrals **Ages 0 - 17** by Insurance Plan Type



Percentage of Referrals **Ages 0 - 17** by Insurance Plan Type (group)



Insurance Plan Type (group)

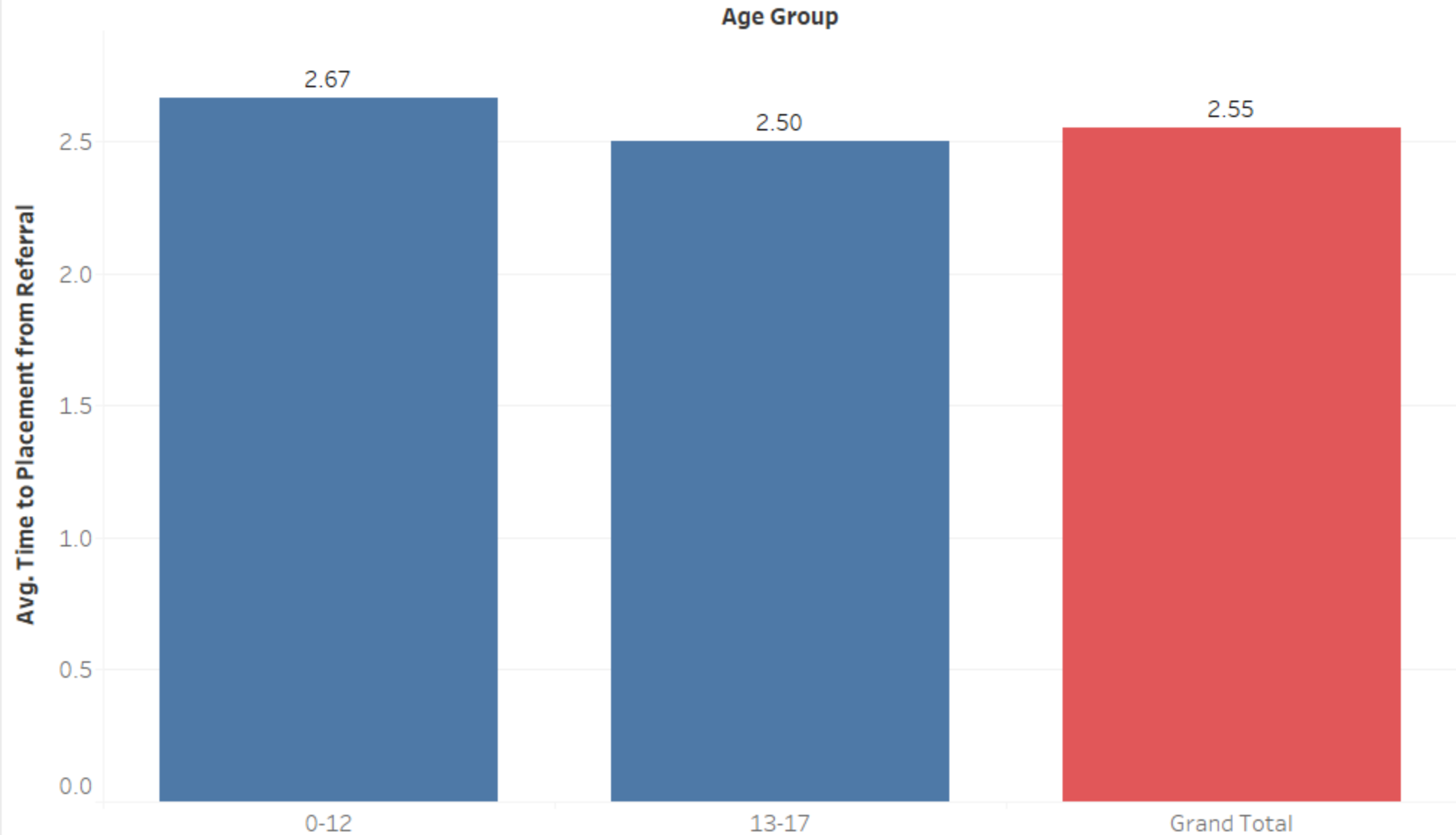
- Commercial
- Health Safety Net
- MassHealth Unspecifi..
- MassHeath ACO/MCO

Average Time to Placement from Referral by Age Group

Average Time (Days) to Placement from Referral by Age Group
April 2020 Ages 0 - 17

Referral Date
April 2020

Age Range
Ages 0 - 17



Average Time to Placement from Referral by Age

Average Time (Days) to Placement from Referral by Age

April 2020 Ages 0 - 17

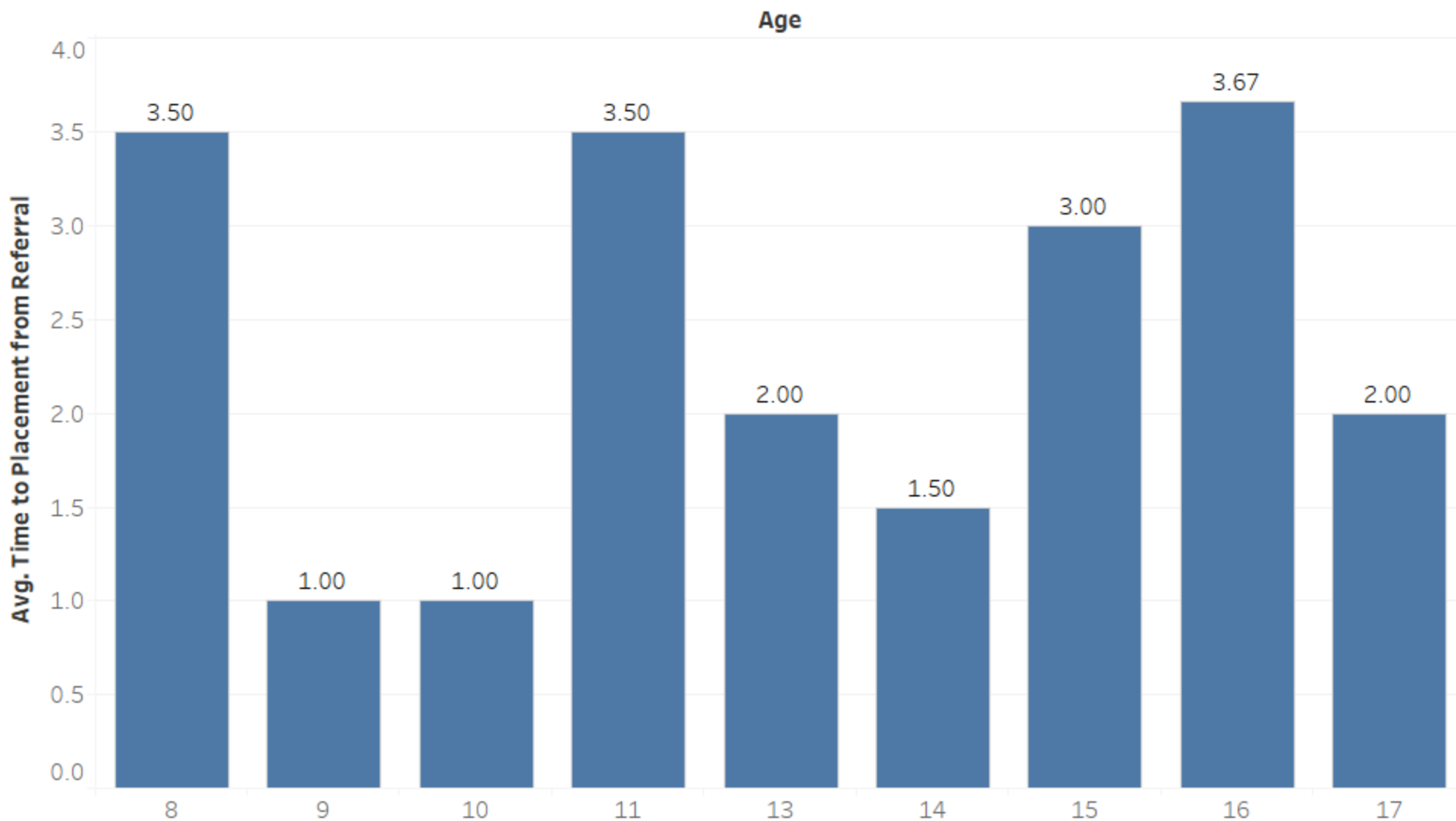
Total Number of Referrals – 20

Referral Date

April 2020

Age Range

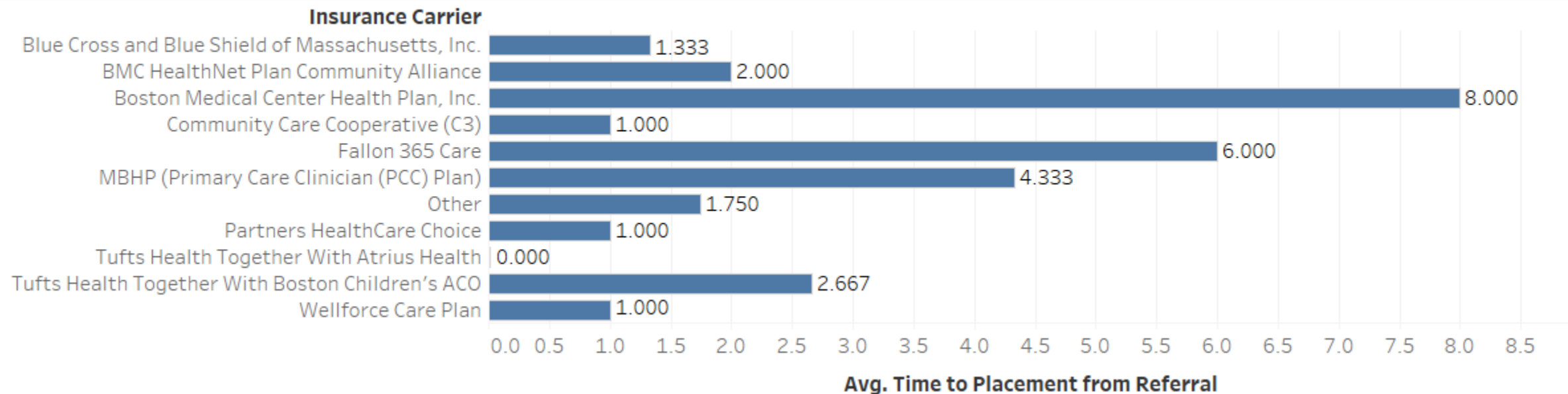
Ages 0 - 17



Average Time to Placement (Days) from Referral by Insurance Carrier

April 2020 Ages 0 - 17

Total Number of Referrals – 20



Referrals by Race

Referral Date

April 2020

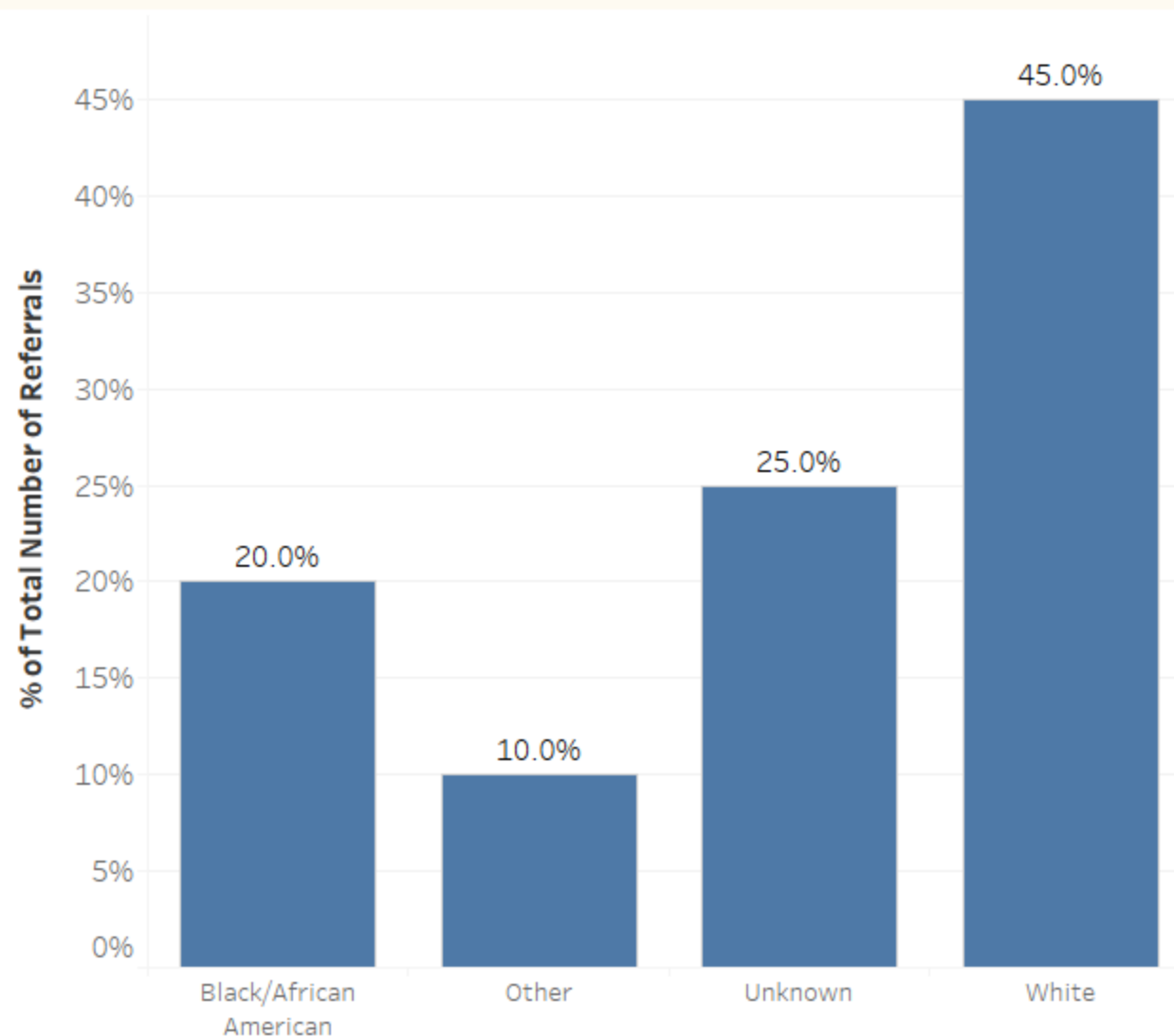
Age Range

Ages 0 - 17

Percentage of Referrals by Race

April 2020 Ages 0 - 17

Total Number of Referrals – 20



Referrals by Race

April 2020 Ages 0 - 17

Total Number of Referrals – 20

Race	
Black/African American	4
Other	2
Unknown	5
White	9
Grand Total	20

Referrals by Ethnicity

Referral Date

April 2020

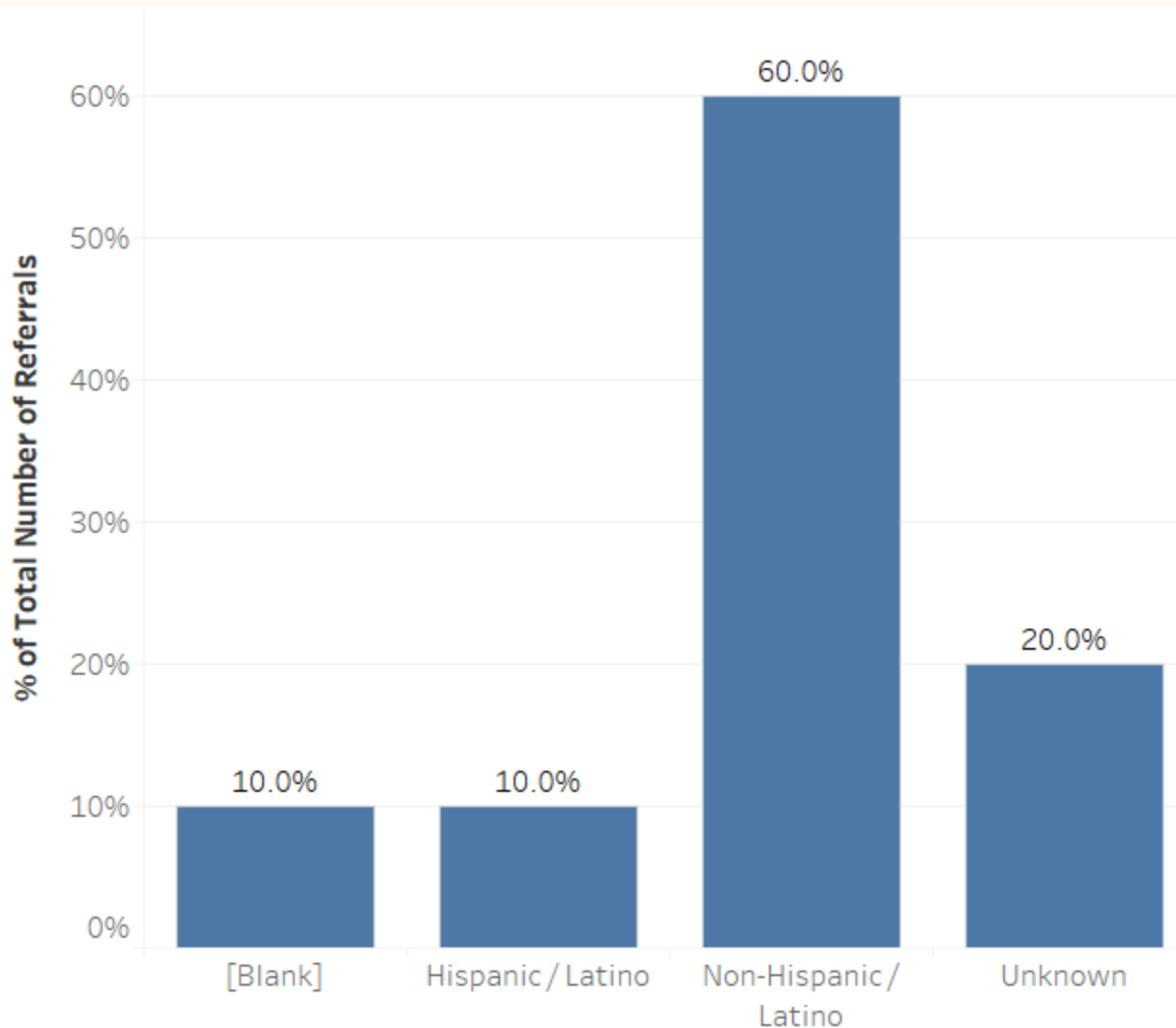
Age Range

Ages 0 - 17

Percentage of Referrals by Ethnicity

April 2020 Ages 0 - 17

Total Number of Referrals – 20



Referrals by Ethnicity

April 2020 Ages 0 - 17

Total Number of Referrals – 20

Is Member Hispanic?

[Blank] 2

Hispanic / Latino 2

Non-Hispanic / Latino 12

Unknown 4

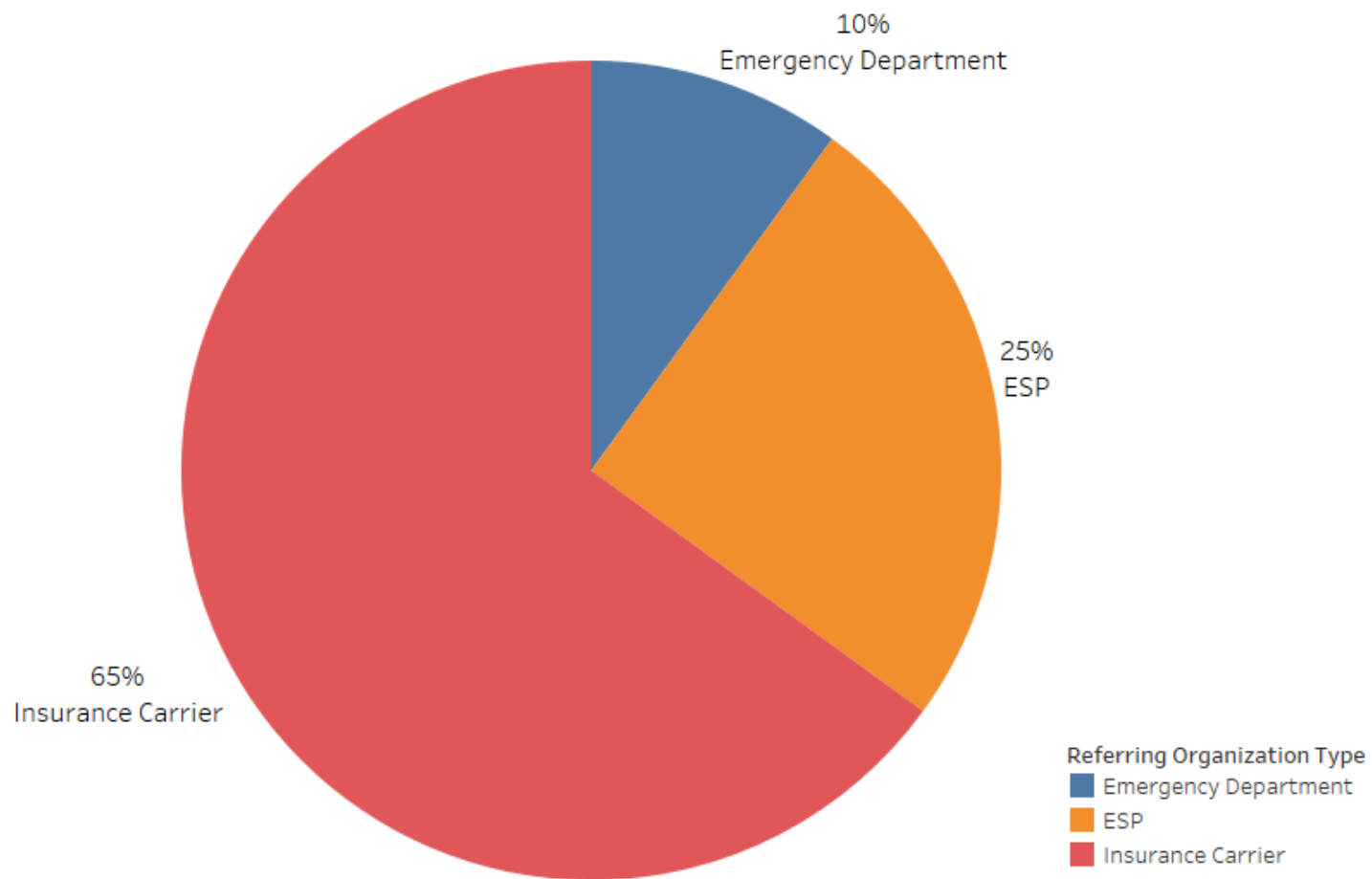
Grand Total 20

Type of Referral

Type of Referral
April 2020 Ages 0 - 17
Total Number of Referrals – 20

Referral Date
April 2020

Age Range
Ages 0 - 17



Type of Referral by Age Group

Type of Referral by Age Group
April 2020 Ages 0 - 17

Referral Date
April 2020

Age Range
Ages 0 - 17

Referring Organization

Type

Age Group

Emergency Department

0-12

50%

13-17

50%

ESP

0-12

20%

13-17

80%

Insurance Carrier

0-12

31%

13-17

69%

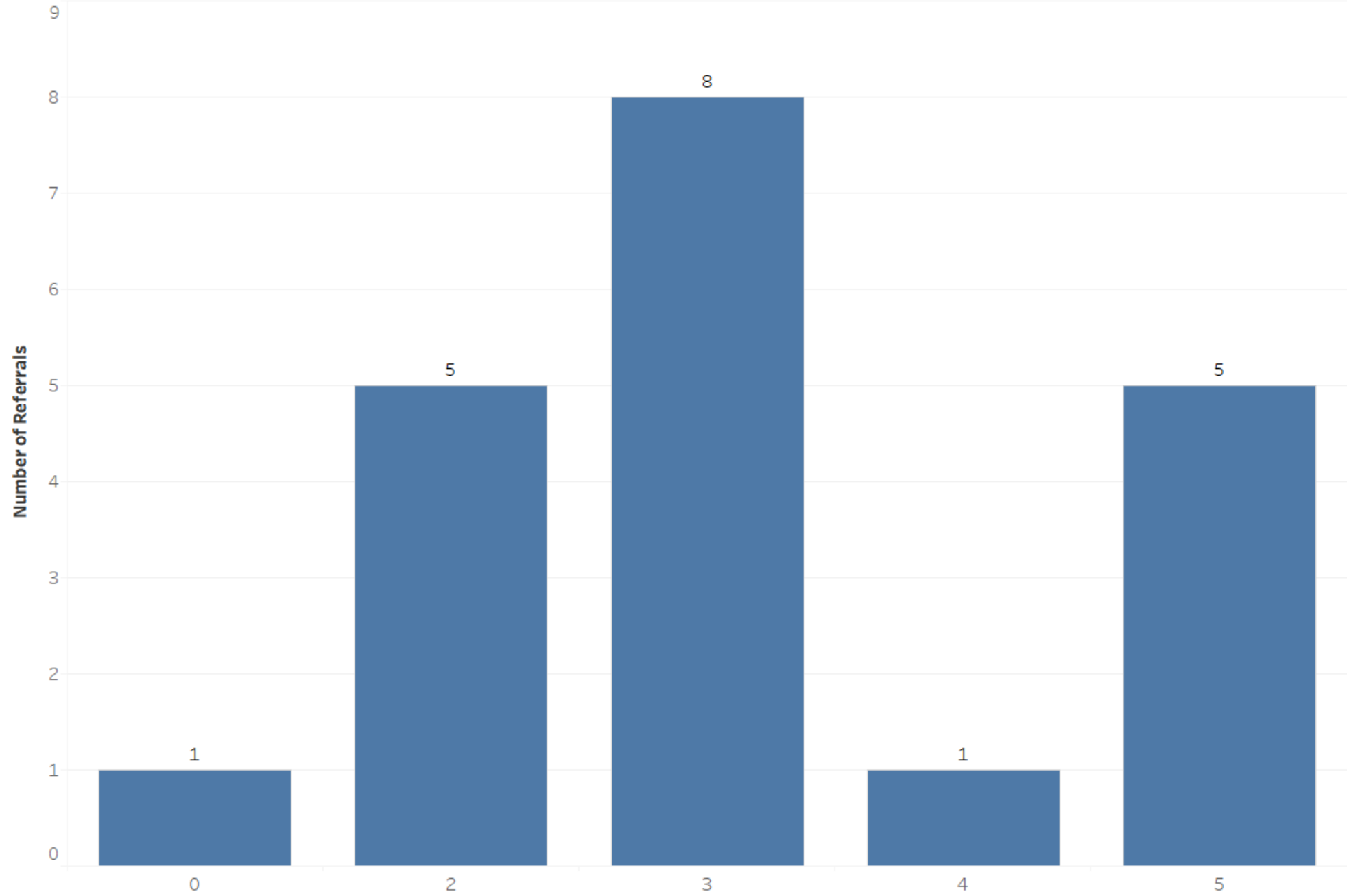
0% 10% 20% 30% 40% 50% 60% 70% 80%

% of Total Number of Referrals

Time to Referral (Days) from Initial Evaluation

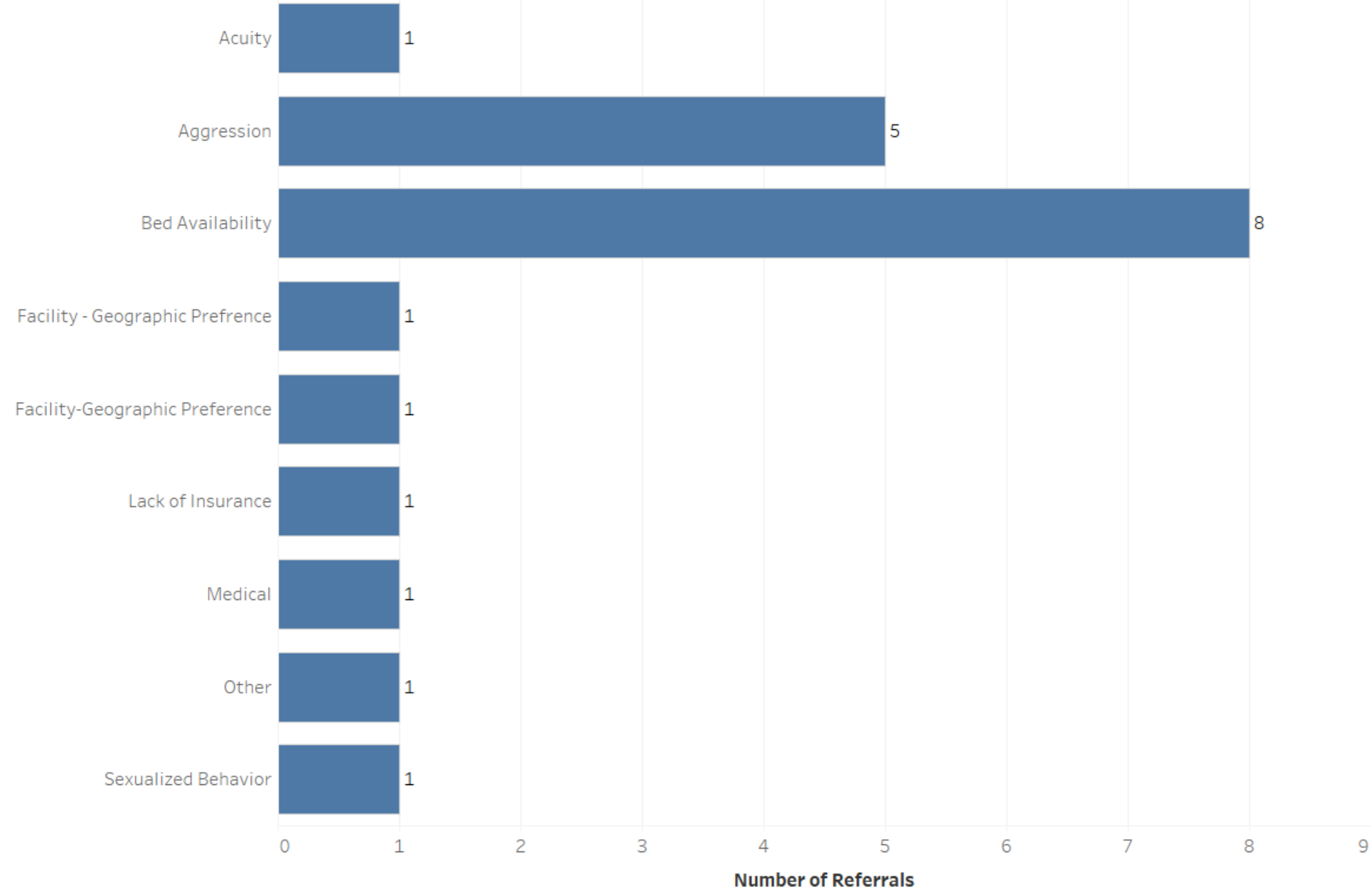
April 2020 Ages 0 - 17

Total Number of Referrals – 20

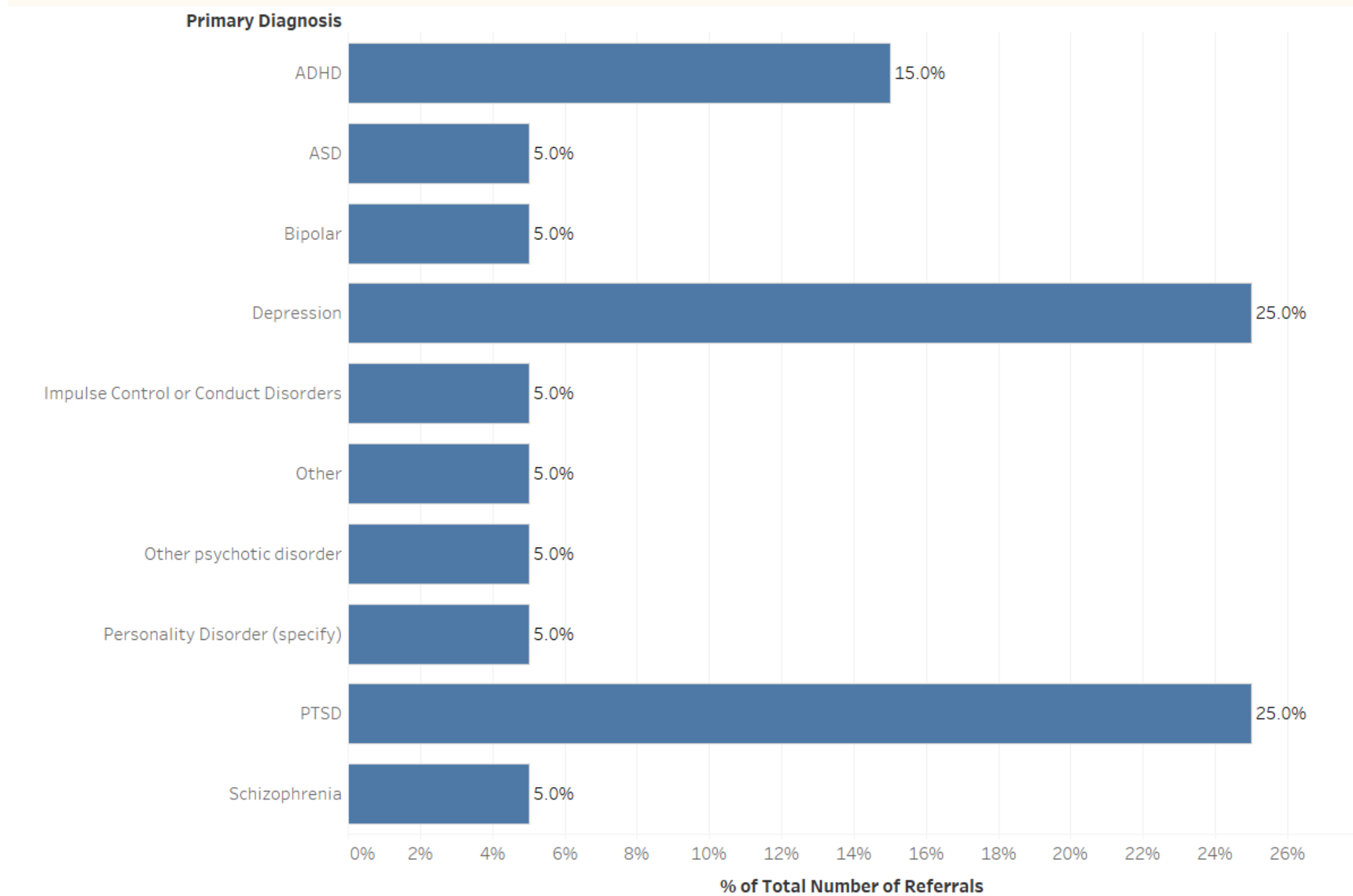


Primary Barriers to Placement
April 2020 Ages 0 - 17
Total Number of Referrals – 20

Primary Barrier to Placement



Primary Diagnosis
April 2020 Ages 0 - 17



Top 10 Boarding / Placement Hospitals

Top 10 Boarding Hospitals April 2020 Ages 0 - 17		Top 10 Placement Hospitals April 2020 Ages 0 - 17	
Boarding Facility (group)		Placement Hospital Name w LOCC Boarding Facility	
Children's Hospital	5	Hospital for Behavioral Medicine	4
Brockton Hosp.	3	Franciscan Children's	2
Lowell General (Saints Memorial Medical Center)	2	Taravista	2
BID Needham	1	Arbour Hospital	1
BID Plymouth (Jordan Hosp.)	1	Boston Children's Hospital	1
Clinton Hosp. (UMASS)	1	Bournewood Hospital	1
Good Samaritan (Steward)	1	Brockton Hosp.	1
MetroWest Medical Framingham	1	Cambridge Hospital	1
Morton Hosp. (Steward)	1	CHA Cambridge	1
Newton Wellesley	1	Discharged home with ESP follow up	1

Boarding Facilities where "Level of Care Changed" April 2020 Ages 0 - 17

Placement Hospital Name (group)		Boarding Facility (group)	
Level of Care Changed		Brockton Hosp.	1
		MetroWest Medical Framingham	1
Grand Total			2

Referrals for Uninsured by Boarding / Placement Hospital

Referrals for Uninsured by Boarding Hospital
April 2020 Ages 0 - 17

Referrals for Uninsured by Placement Hospital
April 2020 Ages 0 - 17

Note: This slide is not applicable for April 2020. All people 0-17 years old were insured in April.

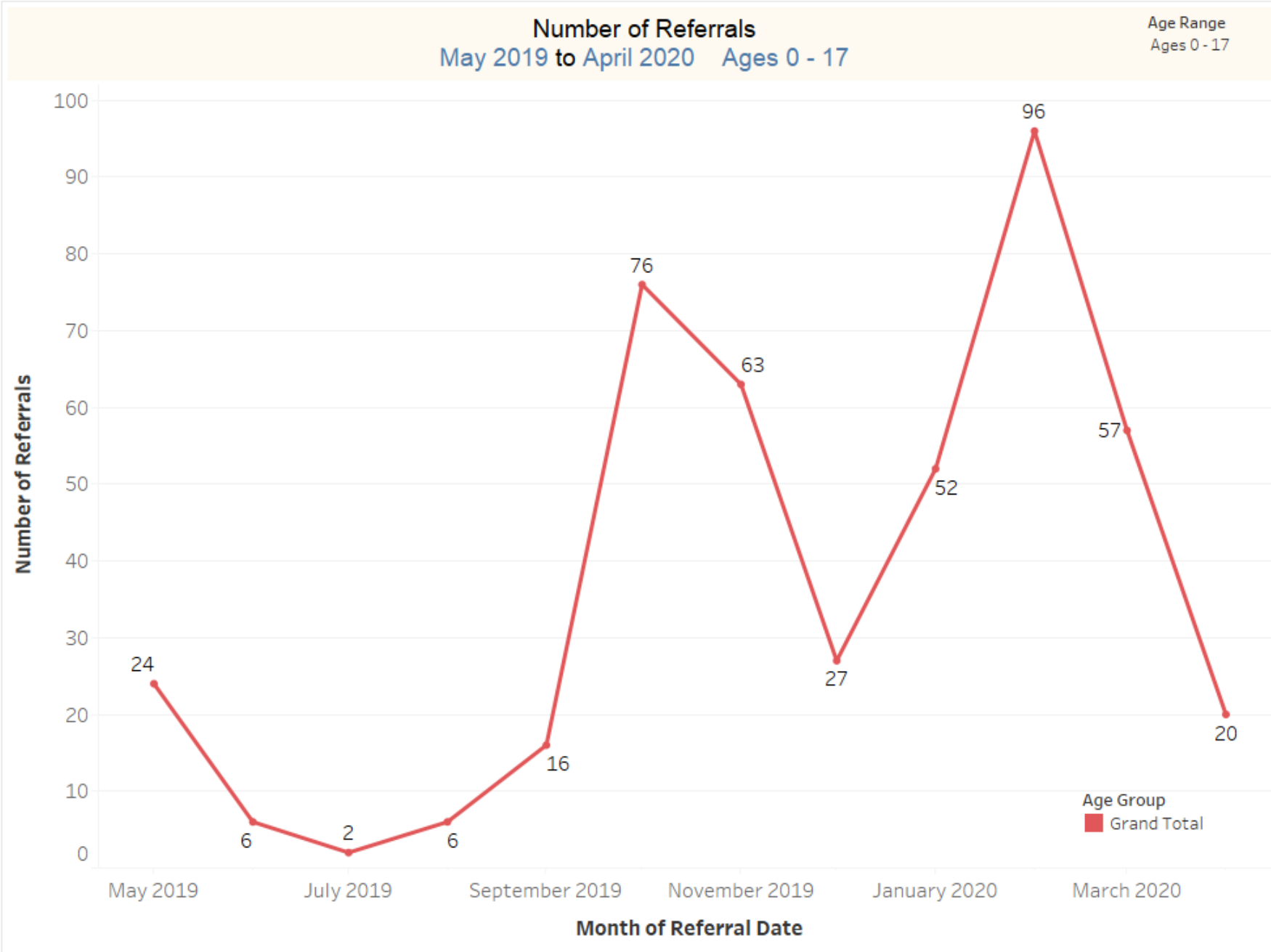
Last 12 Months Accumulated Data

May 2019 through April 2020

Total Referrals for the Period: 445

Number of Referrals - 12 months

Override Date Range? True
Start Date (.. 5/1/2019

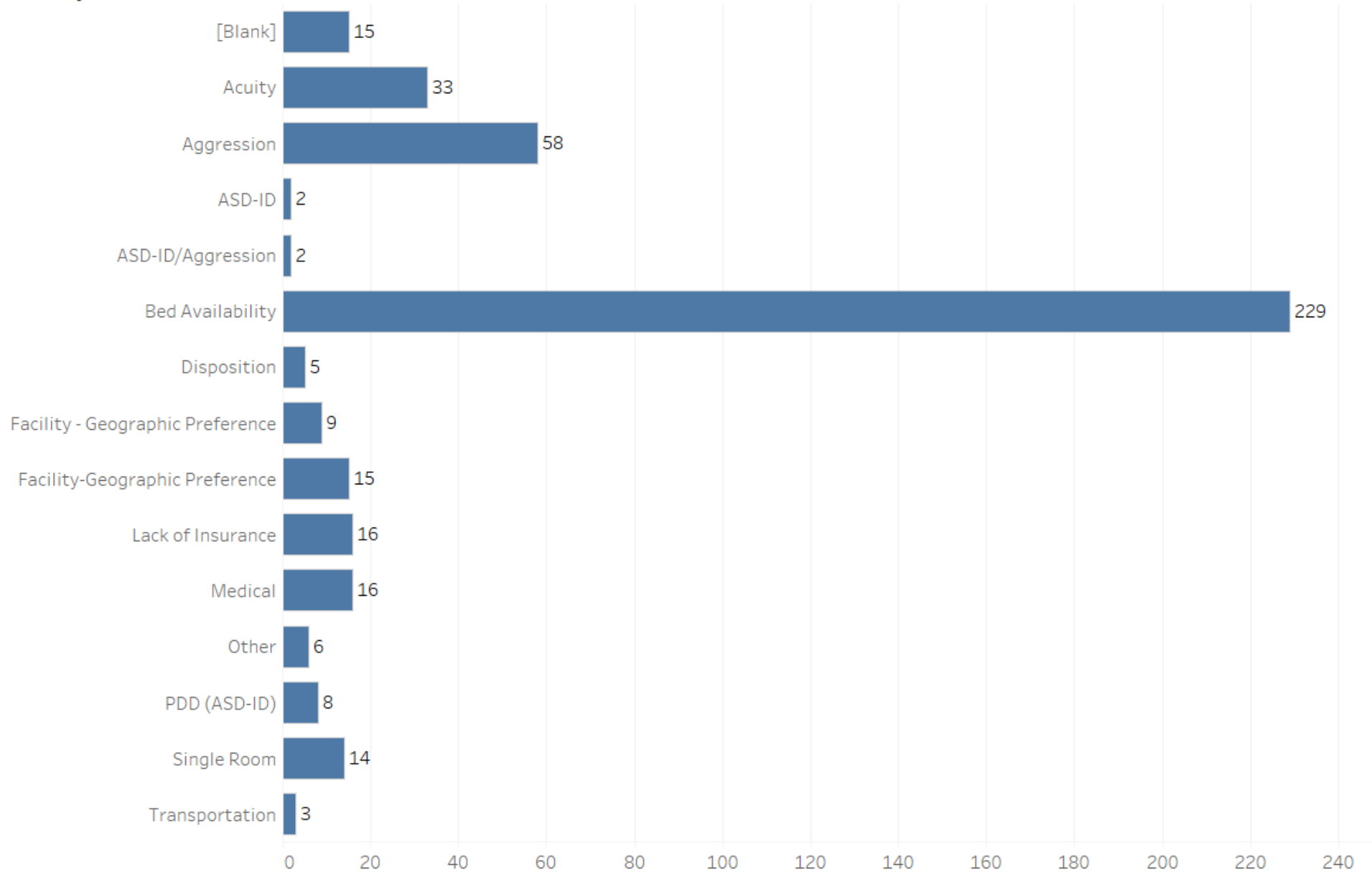


Top 15 Primary Barriers to Placement - 12 months

May 2019 to April 2020 Ages 0 - 17

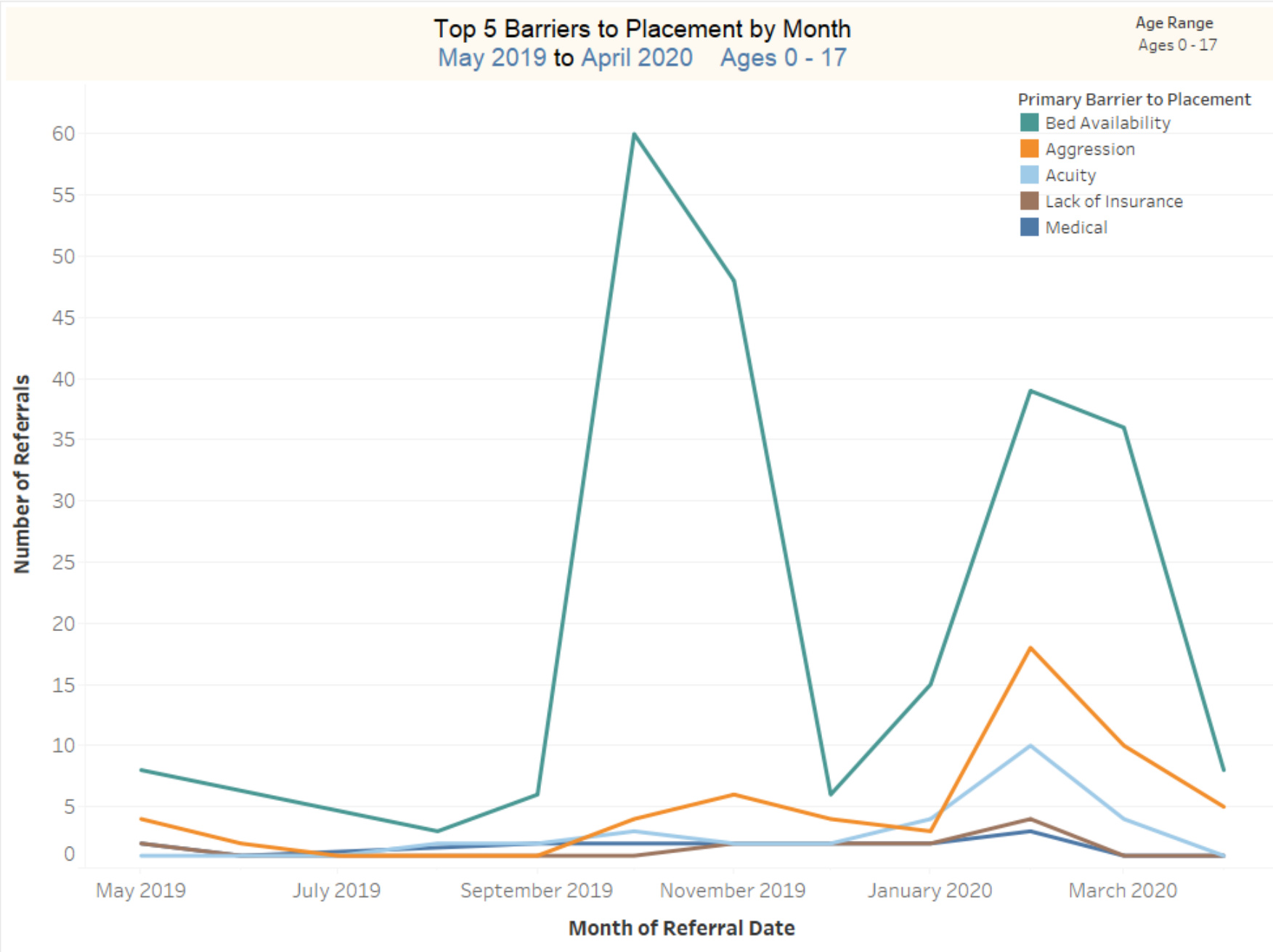
Total Number of Referrals for Top 15 Primary Barriers to Placement – 431

Primary Barrier to Placement



Number of Referrals

Top 5 Barriers to Placement by Month - 12 months



Top 5 Barriers to Placement by Month - 12 months

Top 5 Barriers to Placement by Month
May 2019 to April 2020 Ages 0 - 17

Age Range
Ages 0 - 17

Primary Barrier to Placement	Month of Referral Date												Grand Total
	May 2019	June 2019	July 2019	August 2019	September 2019	October 2019	November 2019	December 2019	January 2020	February 2020	March 2020	April 2020	
Bed Availability	8			3	6	60	48	6	15	39	36	8	229
Aggression	4	2	1		1	4	6	4	3	18	10	5	58
Acuity	1	1	1	2	2	3	2	2	4	10	4	1	33
Lack of Insurance	2	1				1	2	2	2	4	1	1	16
Medical	2	1			2	2		2	2	3	1	1	16
Grand Total	17	5	2	5	11	70	58	16	26	74	52	16	352

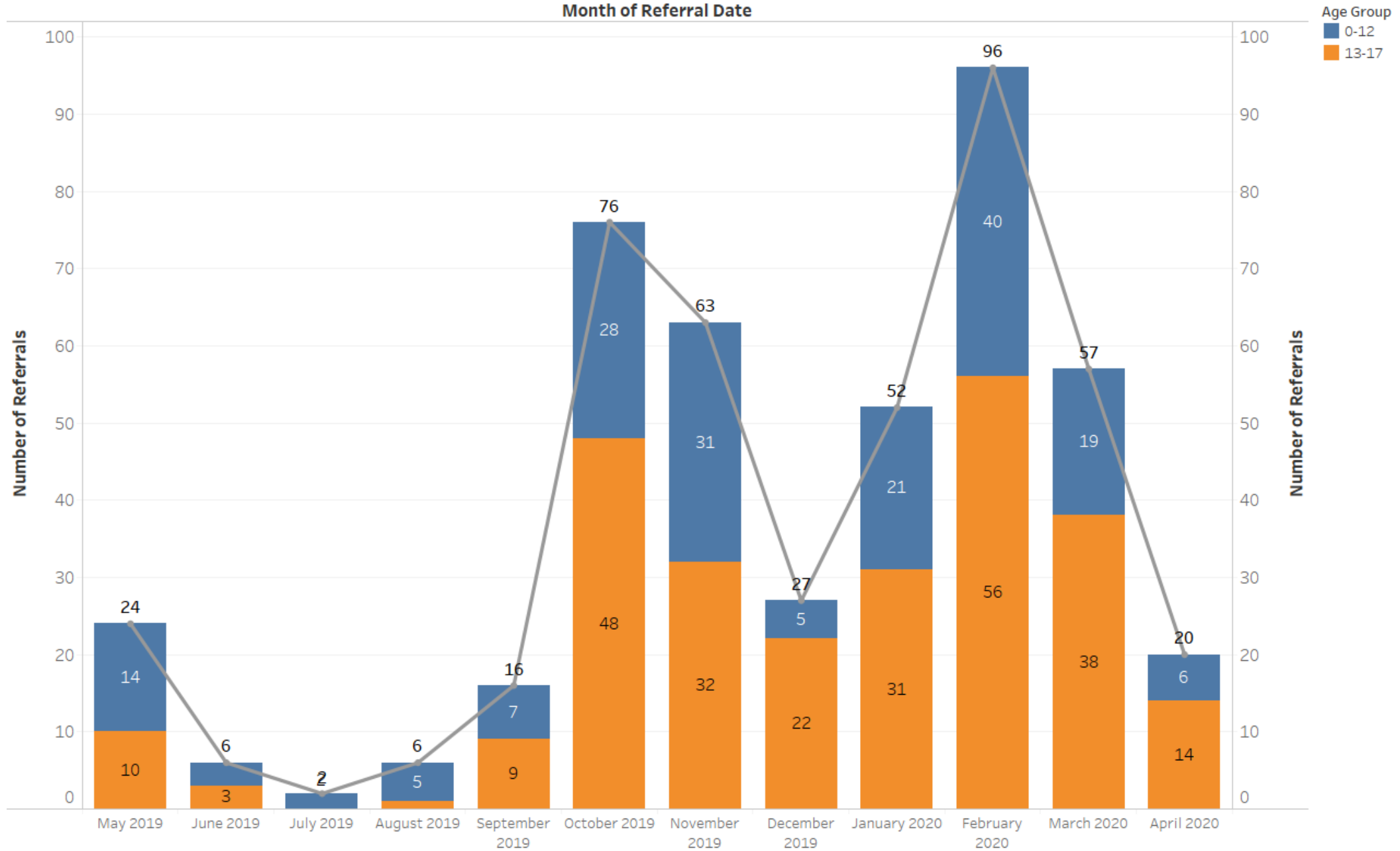
Average Time (Days) to Placement from Referral by Referral Date

May 2019 to April 2020 Ages 0 - 17

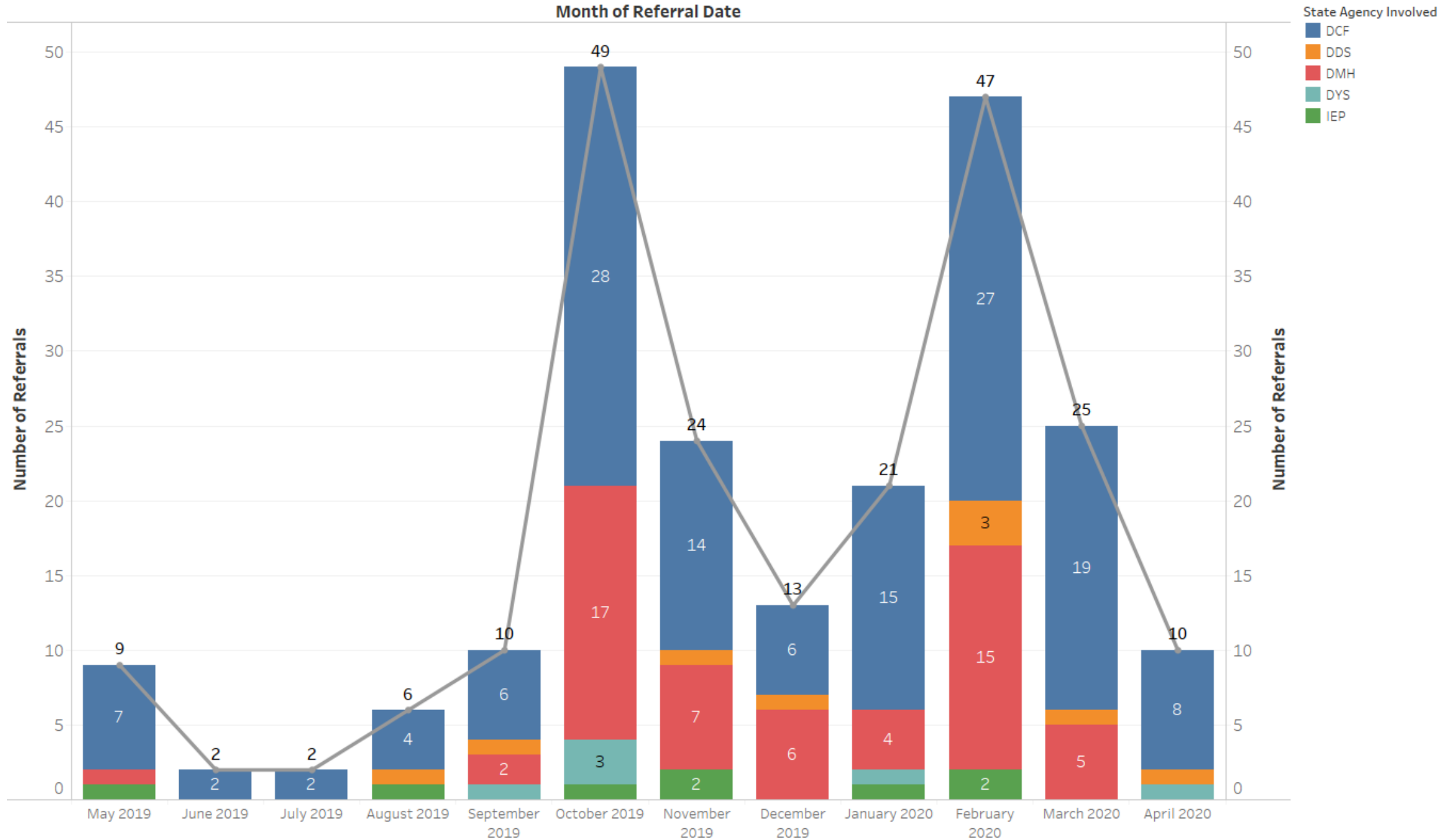
Total Number of Referrals – 445



Number of Referrals by Age Group
May 2019 to April 2020
Ages 0 - 17
Total Number of Referrals – 445



Number of Referrals with State Agency Involvement
May 2019 to April 2020 Ages 0 - 17
Total Number of Referrals with State Agency Involvement – 218



Top 10 Boarding / Placement Hospitals - 12 months

Top 10 Boarding Hospitals

May 2019 to April 2020 Ages 0 - 17

Boarding Facility	
Children's Hosp.	96
St. Luke's Hosp. (Southcoast)	20
Brockton Hosp.	19
Other	19
Lowell General Hosp.	16
Mass General Hosp.	16
Beverly Hosp. (Lahey)	14
South Shore Hosp.	14
Cape Cod Hosp.	13
Newton Wellesley	13
Grand Total	240

Top 10 Placement Hospitals

May 2019 to April 2020 Ages 0 - 17

Placement Hospital Name w LOCC Boarding Facility	
CHA Cambridge Hospital	58
Hospital for Behavioral Medicine	52
Westborough Behavioral Healthcare Hospital, LLC	45
Children's Hospital	42
Arbour Hospital	20
Southcoast Behavioral Health	18
TaraVista Behavioral Health	15
Anna Jaques Hospital	13
Walden Behavioral Care	10
Anna Jacques Hospital	8
Grand Total	281

Top 10 Boarding / Placement Hospitals - 12 months (0-17 and 18+)

Top 10 Boarding Hospitals May 2019 to April 2020 Ages 0 - 17 & Ages 18+

Boarding Facility	Age Range	
	Ages 0 - 17	Ages 18+
Children's Hosp.	96	17
St. Luke's Hosp. (Southcoast)	20	46
Sturdy Memorial	9	46
BID Plymouth (Jordan Hosp.)	7	47
South Shore Hosp.	14	34
Mass General Hosp.	16	31
Leominster Hosp. (UMASS)	9	27
Lowell General Hosp.	16	20
Lawrence General	7	28
Brockton Hosp.	19	12
Grand Total	213	308

Top 10 Placement Hospitals May 2019 to April 2020 Ages 0 - 17 & Ages 18+

Placement Hospital Name w LOCC Boarding Facility	Age Range	
	Ages 0 - 17	Ages 18+
CHA Cambridge Hospital	58	20
Hospital For Behavioral Medicine	52	19
Southcoast Behavioral Health	18	51
Westborough Behavioral Healthcare Hospital, LLC	45	16
Arbour Hospital	20	36
Children's Hospital	42	6
Pembroke Hospital	7	19
Fuller Hospital	6	19
Anna Jaques Hospital	13	9
TaraVista Behavioral Health	15	7
Grand Total	276	202