

EPIA  
April 2020  
Ages 18 and Over

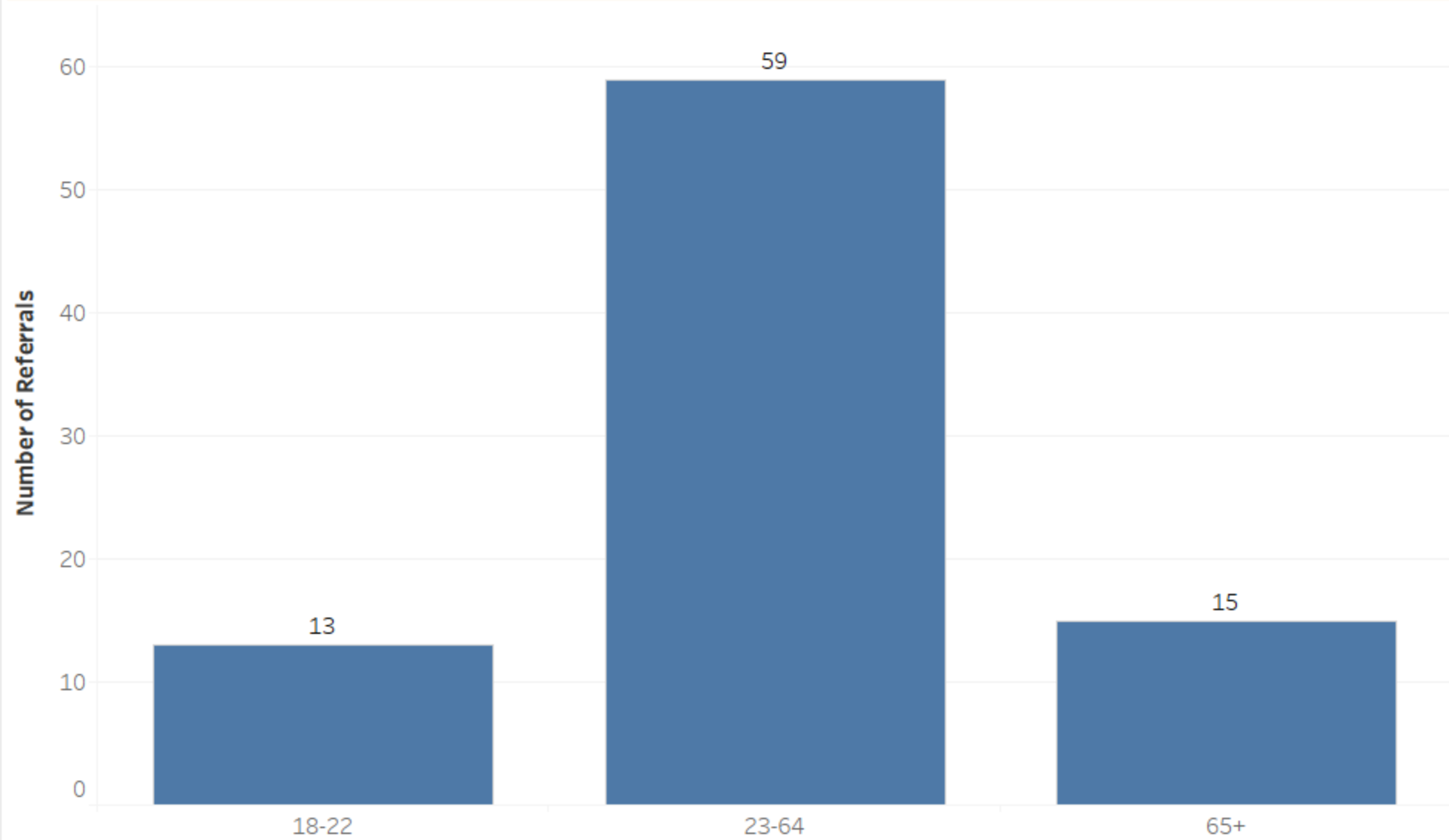
Number of Referrals in the Period: 87

## Referrals by Age Group

Number of Referrals **Ages 18+** by Age Group  
**April 2020** Total Number of Referrals – **87**

Referral Date  
April 2020

Age Range  
Ages 18+

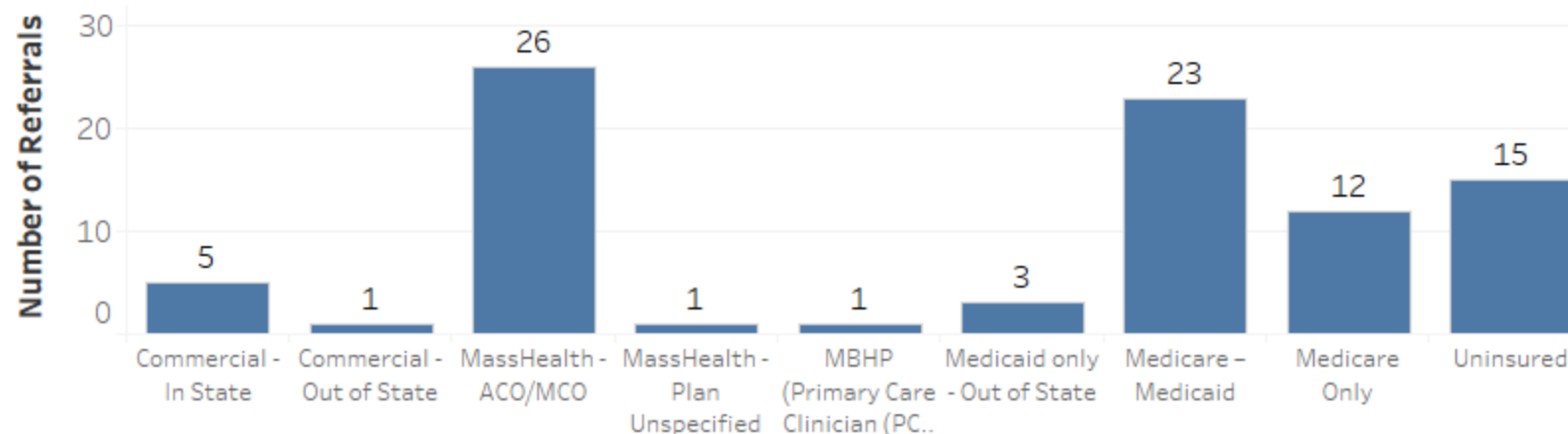


## Referrals by Insurance Plan Type

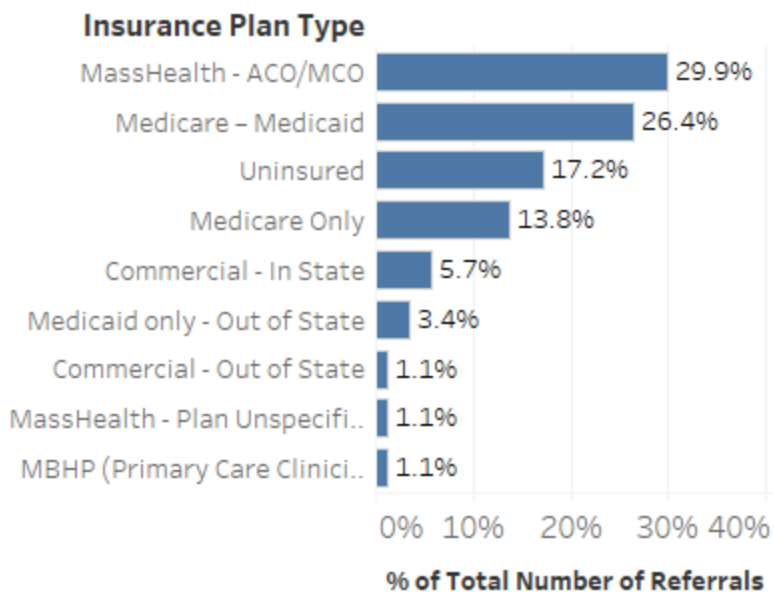
Number of Referrals **Ages 18+** by Insurance Plan Type  
April 2020 Total Number of Referrals – 87

Referral Date  
April 2020

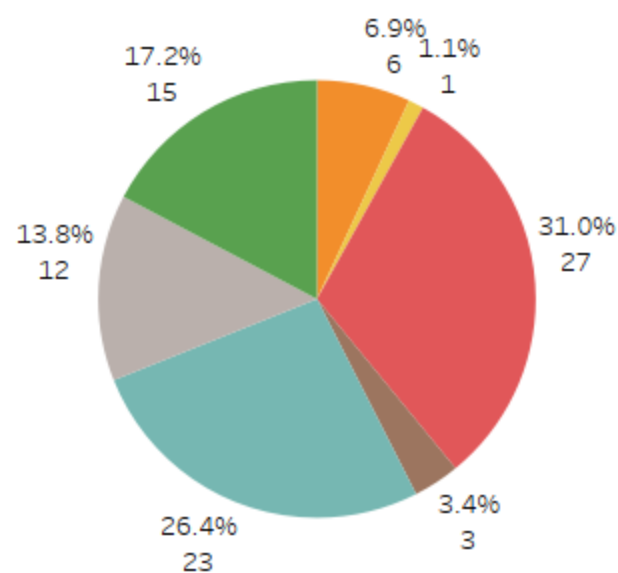
Age Range  
Ages 18+



Percentage of Referrals **Ages 18+** by Insurance Plan Type



Percentage of Referrals **Ages 18+** by Insurance Plan Type (group)



Insurance Plan Type (group)2

Commercial  
MassHealth Unspecified  
MassHeath ACO/MCO  
Medicaid only - Out of State  
Medicare Medicaid  
Medicare Only  
Uninsured

## Average Time to Placement from Referral by Age Group

Average Time (Days) to Placement from Referral by Age Group

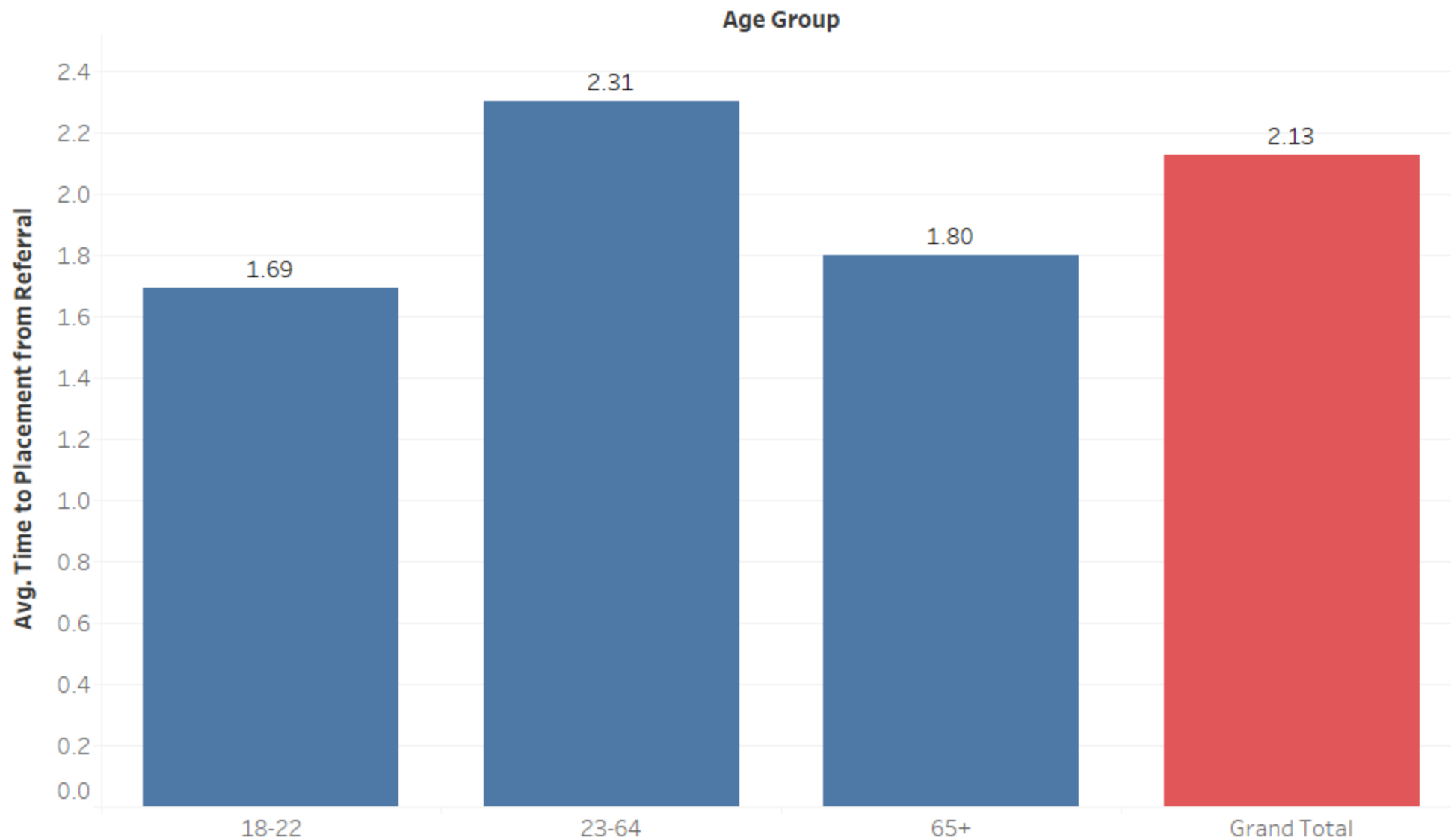
April 2020   Ages 18+

Referral Date

April 2020

Age Range

Ages 18+



## Average Time to Placement from Referral by Age

Average Time (Days) to Placement from Referral by Age

April 2020 Ages 18+

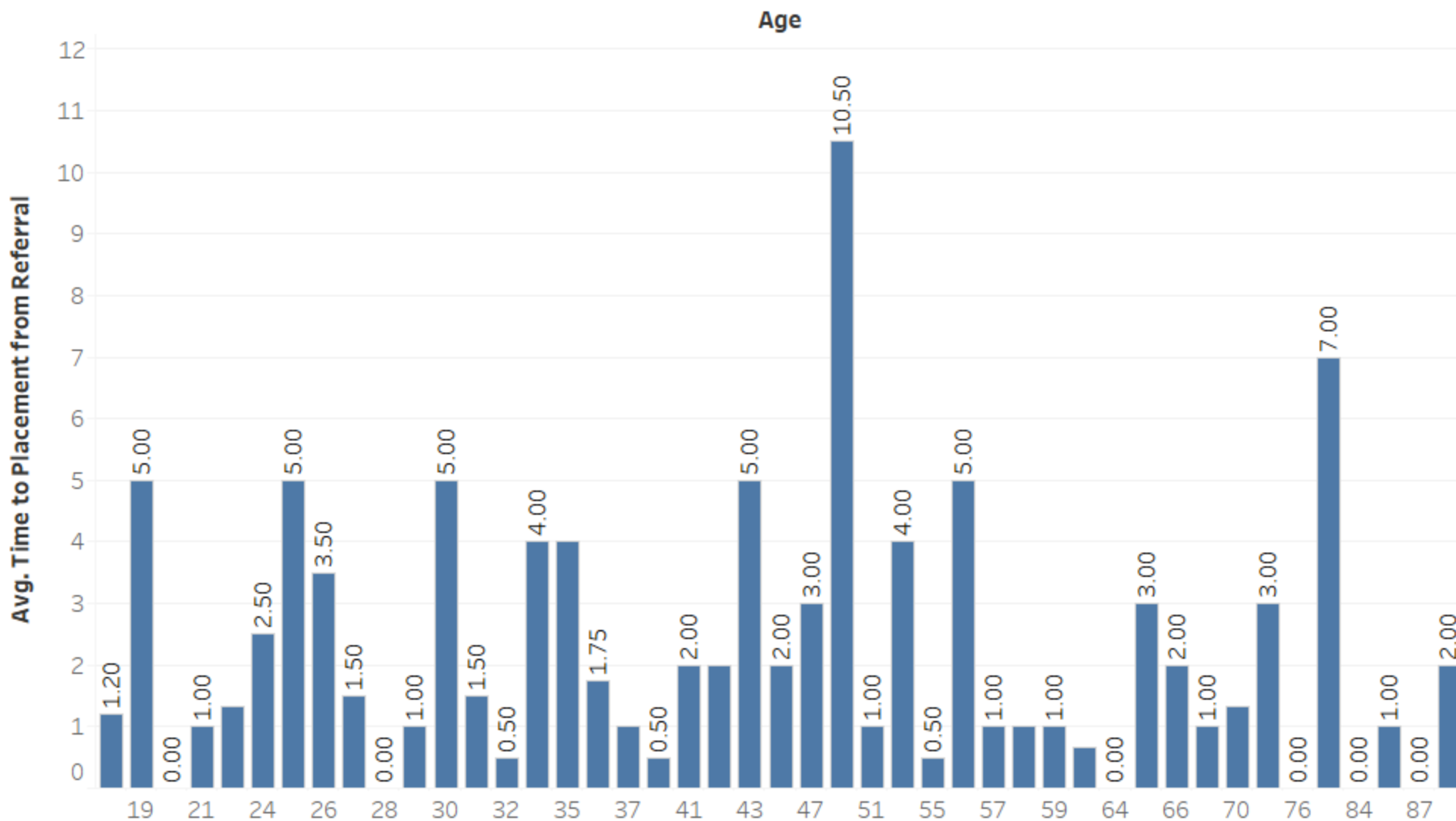
Total Number of Referrals – 87

Referral Date

April 2020

Age Range

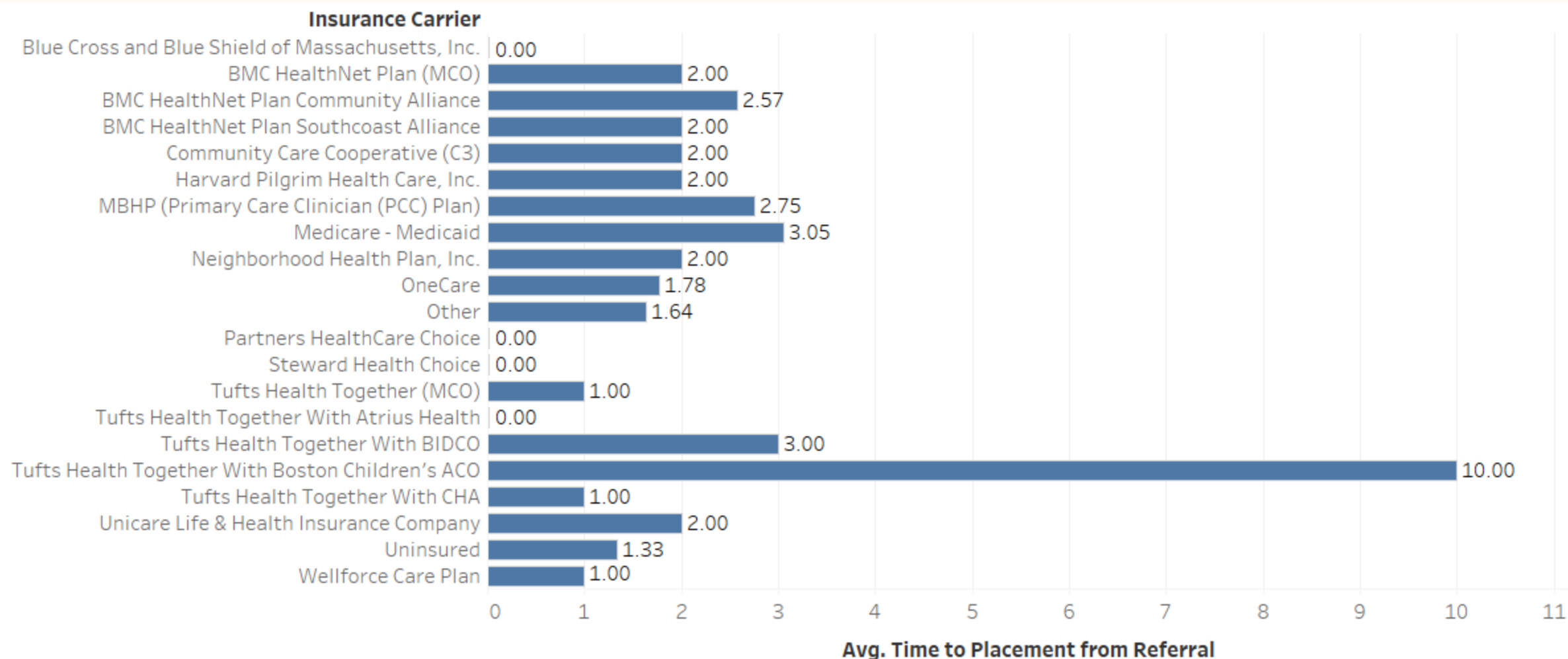
Ages 18+



## Average Time to Placement (Days) from Referral by Insurance Carrier

April 2020 Ages 18+

Total Number of Referrals – 87



## Referrals by Race

Referral Date

April 2020

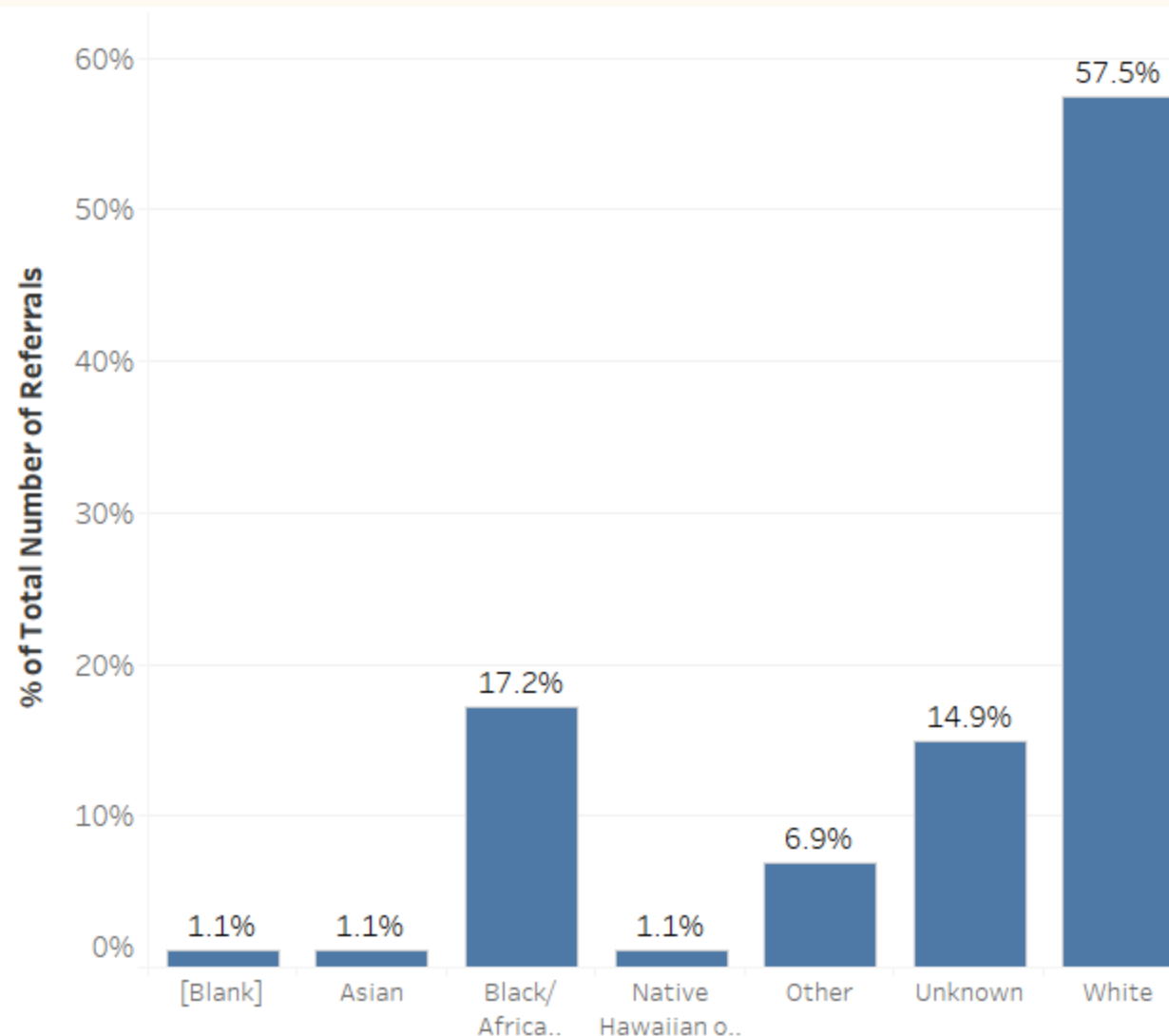
Age Range

Ages 18+

### Percentage of Referrals by Race

April 2020 Ages 18+

Total Number of Referrals – 87

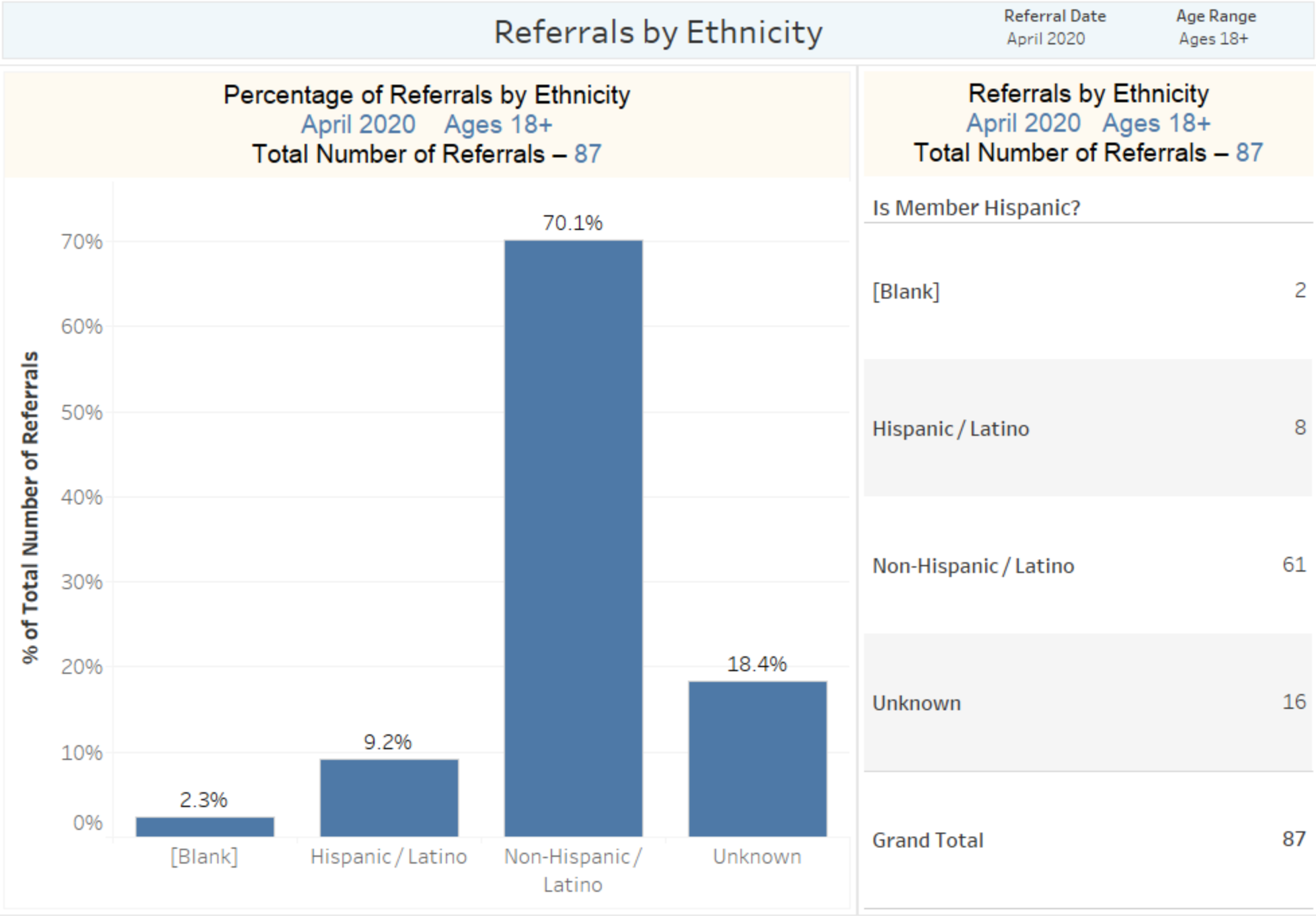


### Referrals by Race

April 2020 Ages 18+

Total Number of Referrals – 87

Race	
[Blank]	1
Asian	1
Black/African American	15
Native Hawaiian or Other Pacific Islander	1
Other	6
Unknown	13
White	50
Grand Total	87



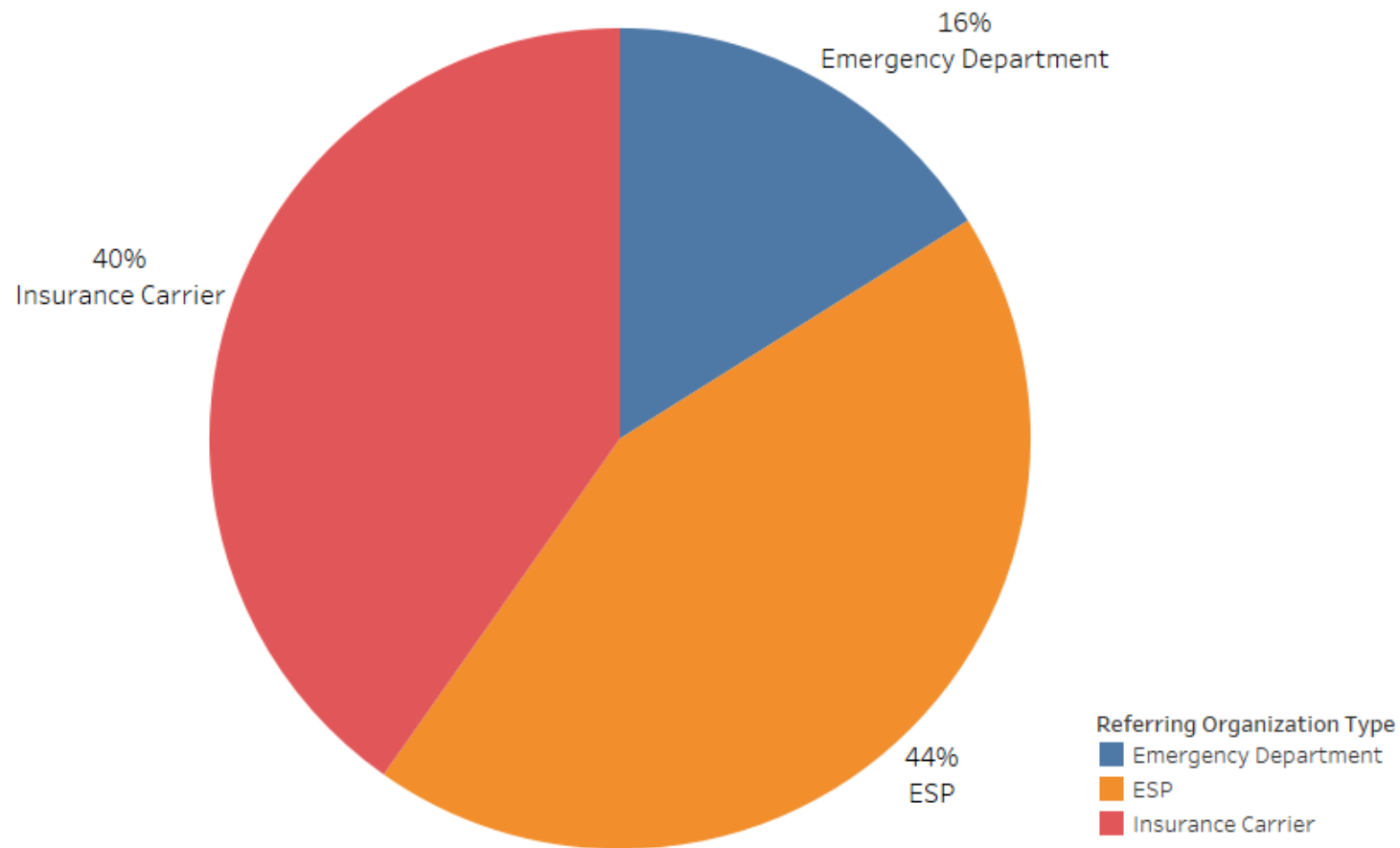


## Type of Referral

Type of Referral  
April 2020    Ages 18+  
Total Number of Referrals – 87

Referral Date  
April 2020

Age Range  
Ages 18+



## Type of Referral by Age Group

Type of Referral by Age Group  
April 2020 Ages 18+

Referral Date  
April 2020

Age Range  
Ages 18+

### Referring Organization

#### Type

#### Age Group

Emergency Department

18-22

14%

23-64

64%

65+

21%

ESP

18-22

18%

23-64

61%

65+

21%

Insurance Carrier

18-22

11%

23-64

77%

65+

11%

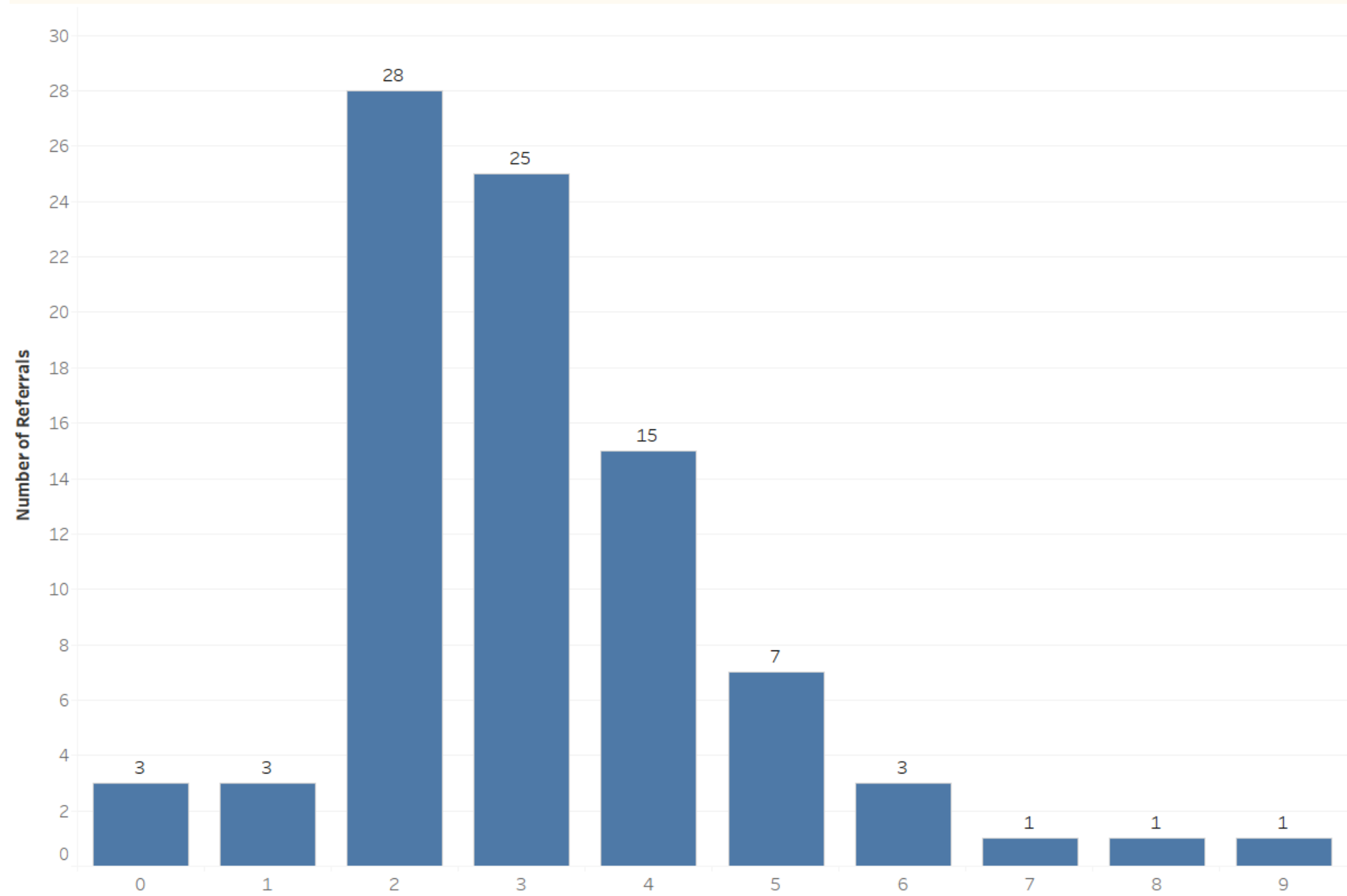
0% 10% 20% 30% 40% 50% 60% 70% 80%

% of Total Number of Referrals

# Time to Referral (Days) from Initial Evaluation

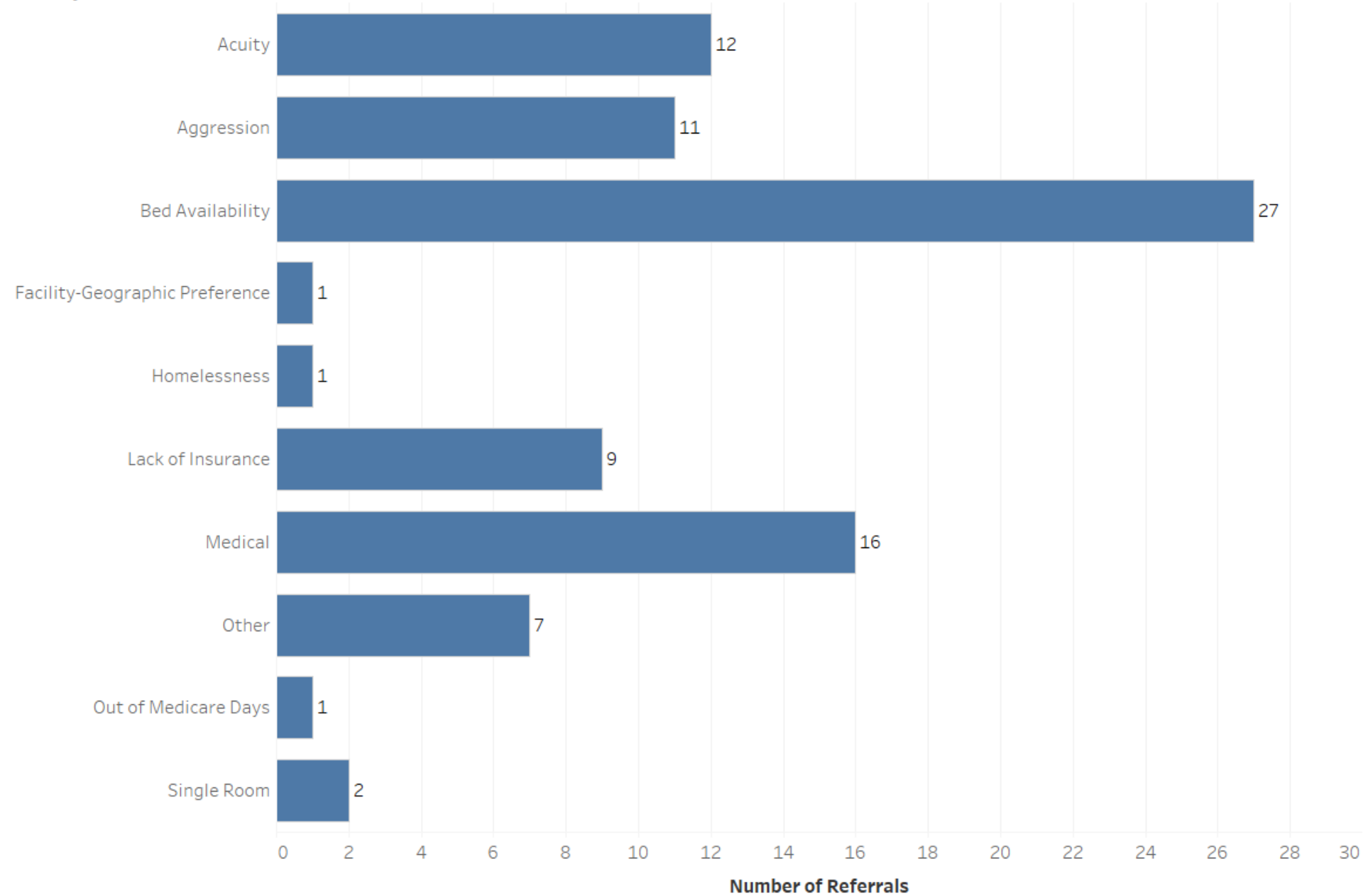
April 2020 Ages 18+

Total Number of Referrals – 87

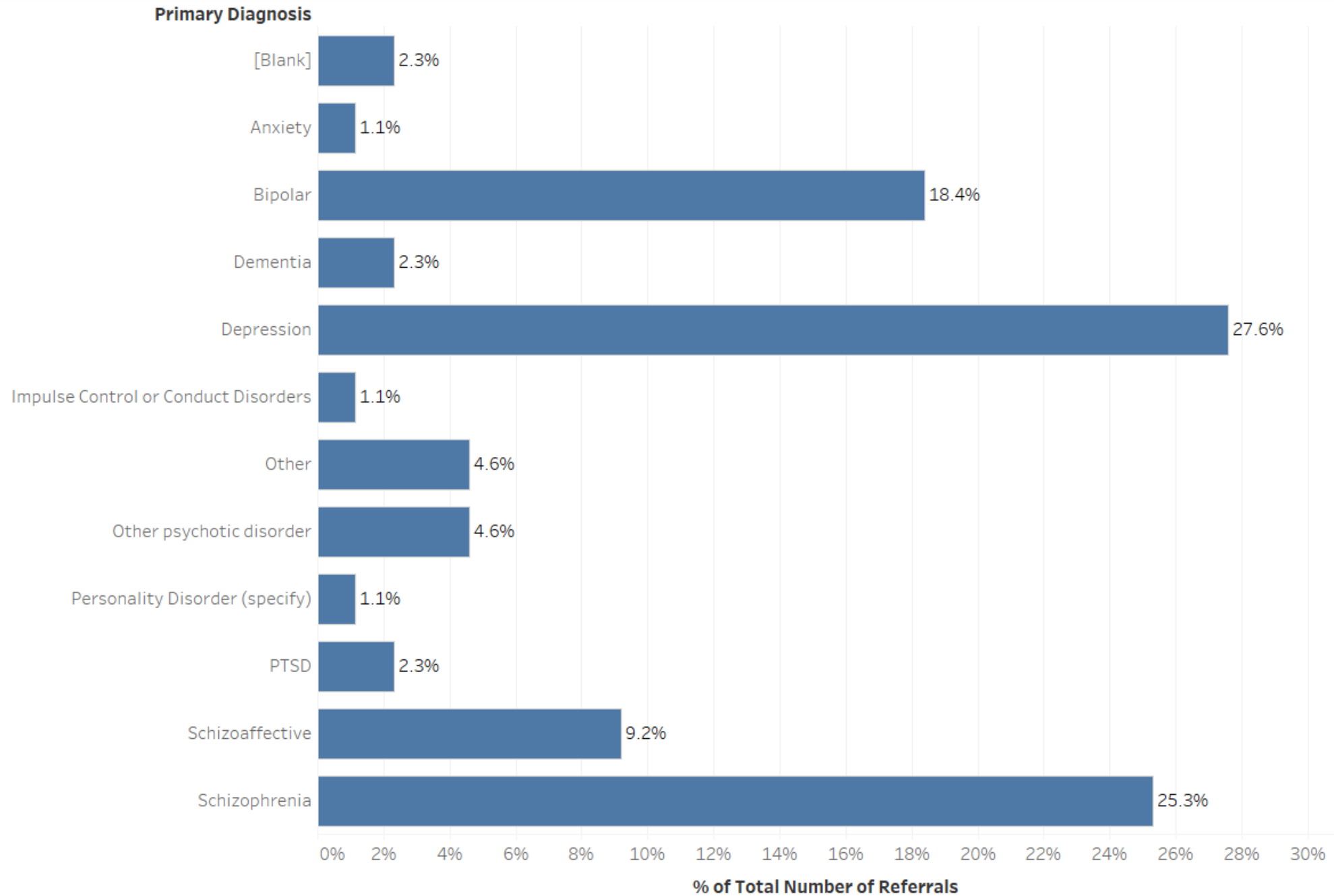


Primary Barriers to Placement  
April 2020 Ages 18+  
Total Number of Referrals – 87

Primary Barrier to Placement



Primary Diagnosis  
April 2020 Ages 18+



## Top 10 Boarding / Placement Hospitals

Top 10 Boarding Hospitals April 2020 Ages 18+		Top 10 Placement Hospitals April 2020 Ages 18+	
Boarding Facility (group)		Placement Hospital Name w LOCC Boarding Facility	
Sturdy Memorial	9	Brockton Hospital	11
BID Plymouth (Jordan Hosp.)	8	Southcoast Behavioral Health	4
Lowell General (Saints Memorial Medical Center)	6	Arbour Hospital	3
Boston Medical Center	5	BID Plymouth (Jordan Hosp.)	3
Brigham and Women's	5	Charlton Memorial (Southcoast)	3
St. Luke's Hosp. (Southcoast)	5	Faulkner Hospital	3
Brockton Hosp.	4	Sturdy Memorial	3
Anna Jacques Hosp.	3	Bayridge Hospital	2
Charlton Memorial (Southcoast)	3	Baystate Franklin	2
Children's Hospital	3	Carney Hospital	2

### Boarding Facilities where "Level of Care Changed" April 2020 Ages 18+

Placement Hospital Name (group)	Boarding Facility (group)	
Level of Care Changed	BID Plymouth (Jordan Hosp.)	3
	Charlton Memorial (Southcoast)	3
	Sturdy Memorial	3
	St. Luke's Hosp. (Southcoast)	2
	Boston Medical Center	1
	Brigham and Women's	1
	Brockton Hosp.	1
	Children's Hospital	1
	Heywood Hosp.	1
	Lawrence General	1
	Leominster Hosp. (UMASS)	1
	Lowell General (Saints Memorial Medical Center)	1
	Lowell General Hosp.	1
	Melrose Wakefield Hosp.	1
	Mercy Medical Center	1
	North Shore Medical (Salem Hosp.)	1
	Other	1
	South Shore Hosp.	1
Grand Total		25

## Referrals for Uninsured by Boarding / Placement Hospital

Referrals for Uninsured by Boarding Hospital April 2020    Ages 18+		Referrals for Uninsured by Placement Hospital April 2020    Ages 18+	
Boarding Facility		Placement Hospital Name w LOCC Boarding Facility	
St. Luke's Hosp. (Southcoast)	3	Brockton Hospital	3
Lowell General (Saints Memorial Medical Center)	2	Anna Jaques	1
Anna Jacques Hosp.	1	Arbour Hospital	1
BID Needham	1	Bayridge Hospital	1
BID Plymouth (Jordan Hosp.)	1	Baystate Franklin	1
Boston Medical Center	1	CHA Everett	1
Cha Everett Hosp. (Whidden)	1	Cooley Dickinson	1
Lawrence General	1	Harrington Hospital	1
Leominster Hosp. (UMASS)	1	Haverill Pavillion	1
South Shore Hosp.	1	Hospital for Behavioral Medicine	1
Tobey Hosp. (Southcoast)	1	Lawrence General	1
UMass Medical Center	1	Southcoast Behavioral Health	1
Grand Total	15	St. Luke's Hosp. (Southcoast)	1
		Grand Total	15

Note: "Uninsured" includes both Uninsured and HSN populations

## Last 12 Months Accumulated Data

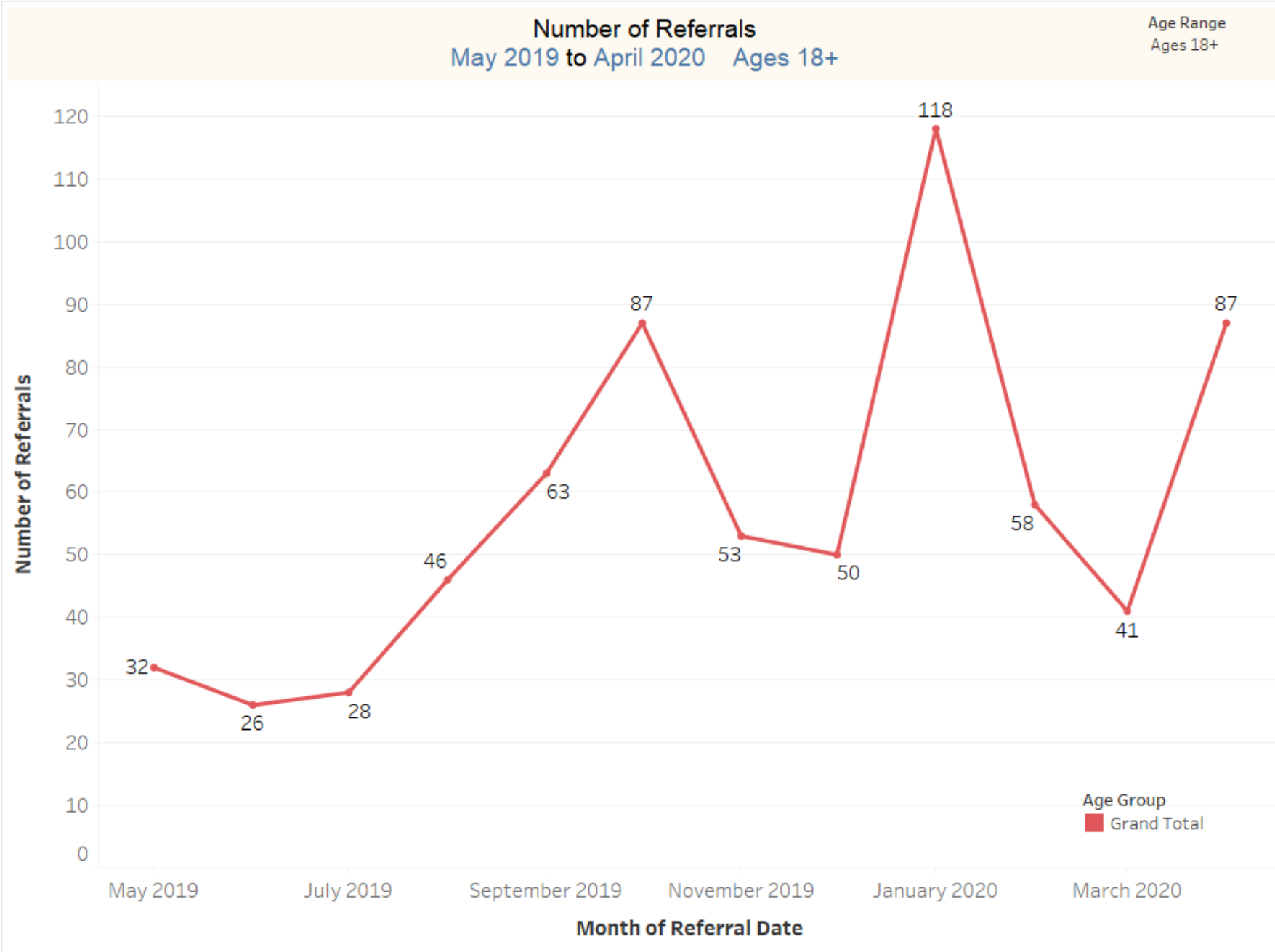
May 2019 through April 2020

Total Referrals for the Period: 689



## Number of Referrals - 12 months

Override Date Range? Start Date (..  
True 5/1/2019

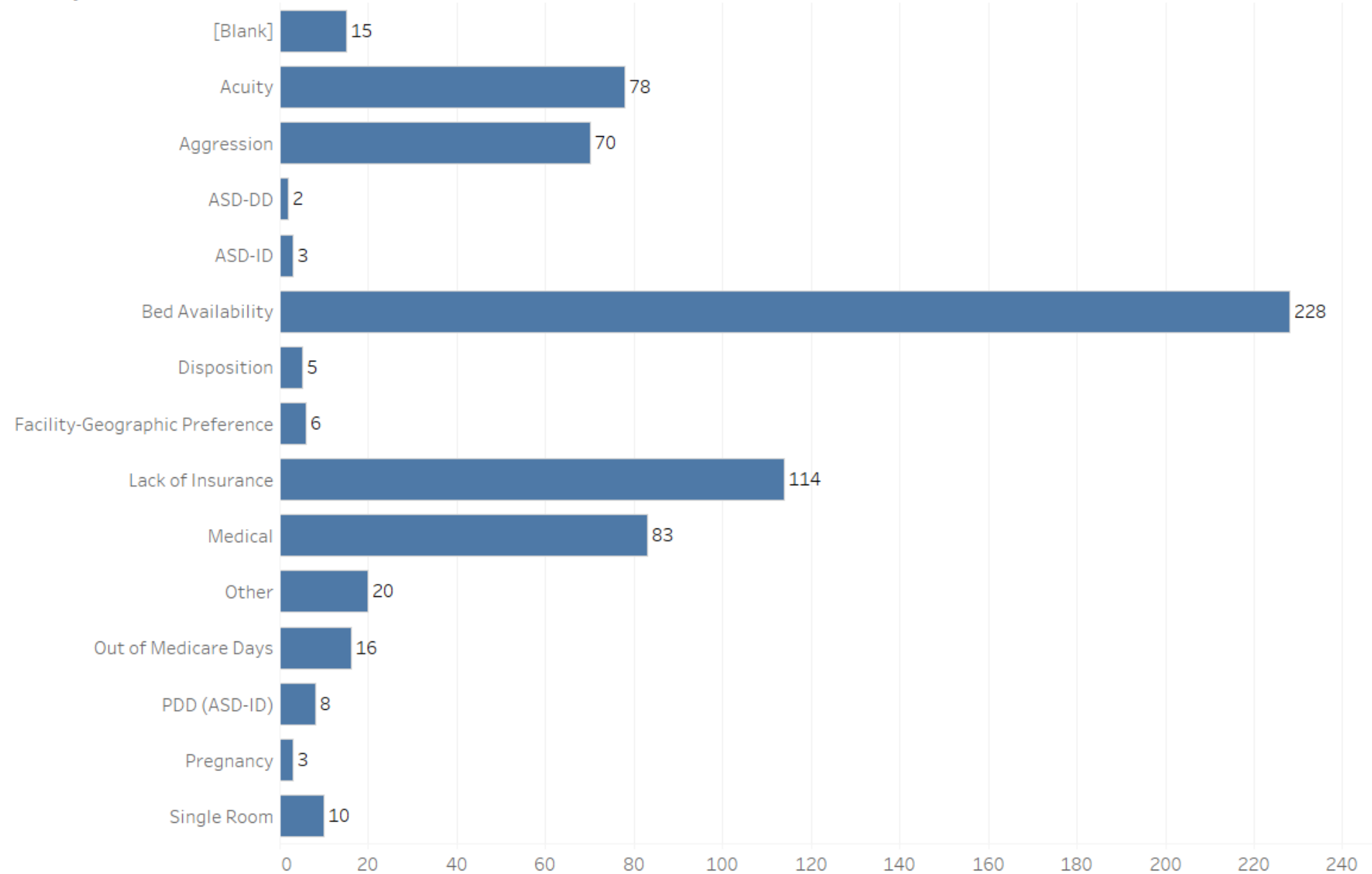


## Top 15 Primary Barriers to Placement - 12 months

May 2019 to April 2020 Ages 18+

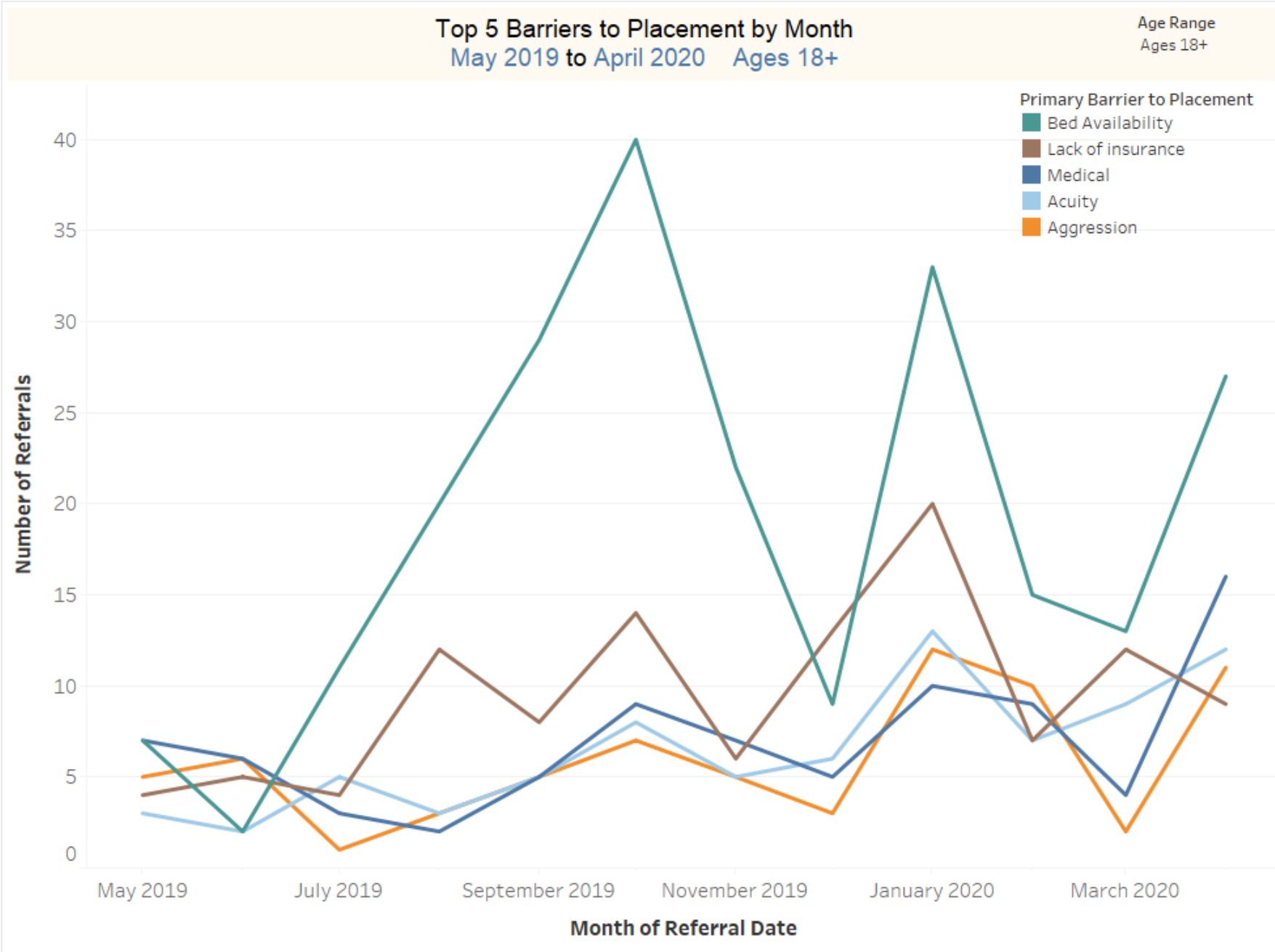
Total Number of Referrals for Top 15 Primary Barriers to Placement – 661

### Primary Barrier to Placement



Number of Referrals

## Top 5 Barriers to Placement by Month - 12 months



## Top 5 Barriers to Placement by Month - 12 months

Top 5 Barriers to Placement by Month  
May 2019 to April 2020 Ages 18+

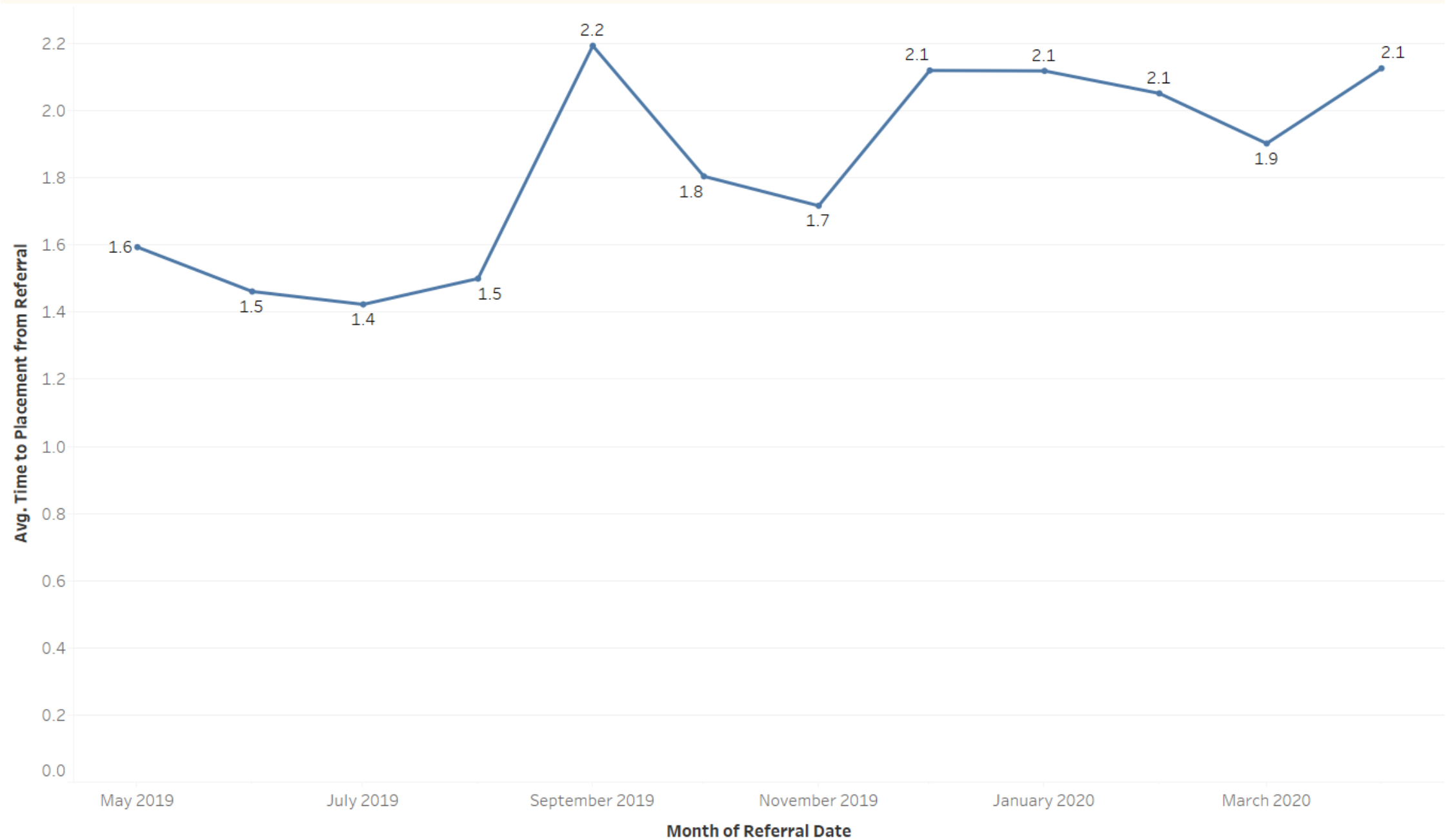
Age Range  
Ages 18+

Primary Barrier to Placement	Month of Referral Date												Grand Total
	May 2019	June 2019	July 2019	August 2019	September 2019	October 2019	November 2019	December 2019	January 2020	February 2020	March 2020	April 2020	
Bed Availability	7	2	11	20	29	40	22	9	33	15	13	27	228
Lack of insurance	4	5	4	12	8	14	6	13	20	7	12	9	114
Medical	7	6	3	2	5	9	7	5	10	9	4	16	83
Acuity	3	2	5	3	5	8	5	6	13	7	9	12	78
Aggression	5	6	1	3	5	7	5	3	12	10	2	11	70
Grand Total	26	21	24	40	52	78	45	36	88	48	40	75	573

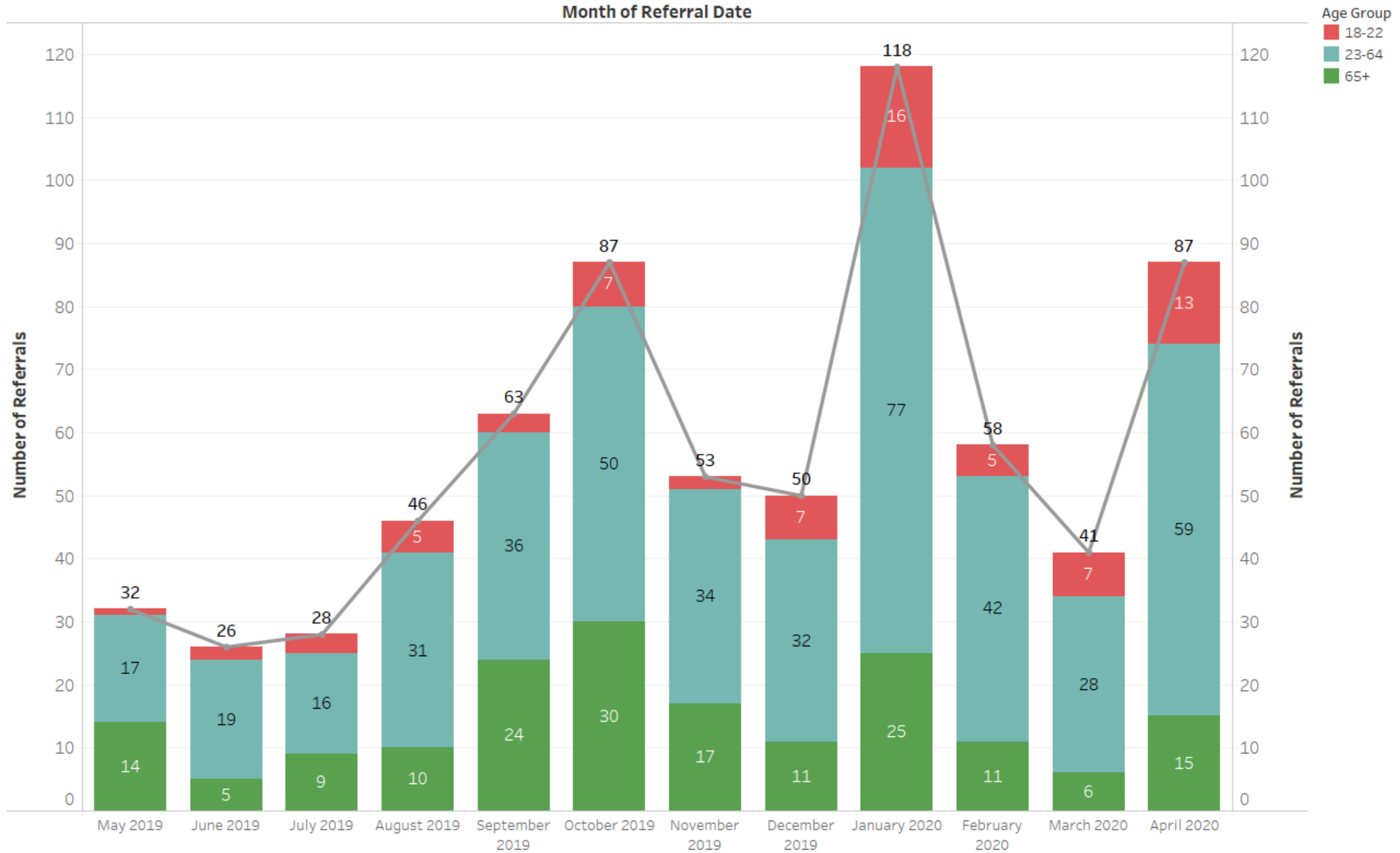
# Average Time (Days) to Placement from Referral by Referral Date

May 2019 to April 2020 Ages 18+

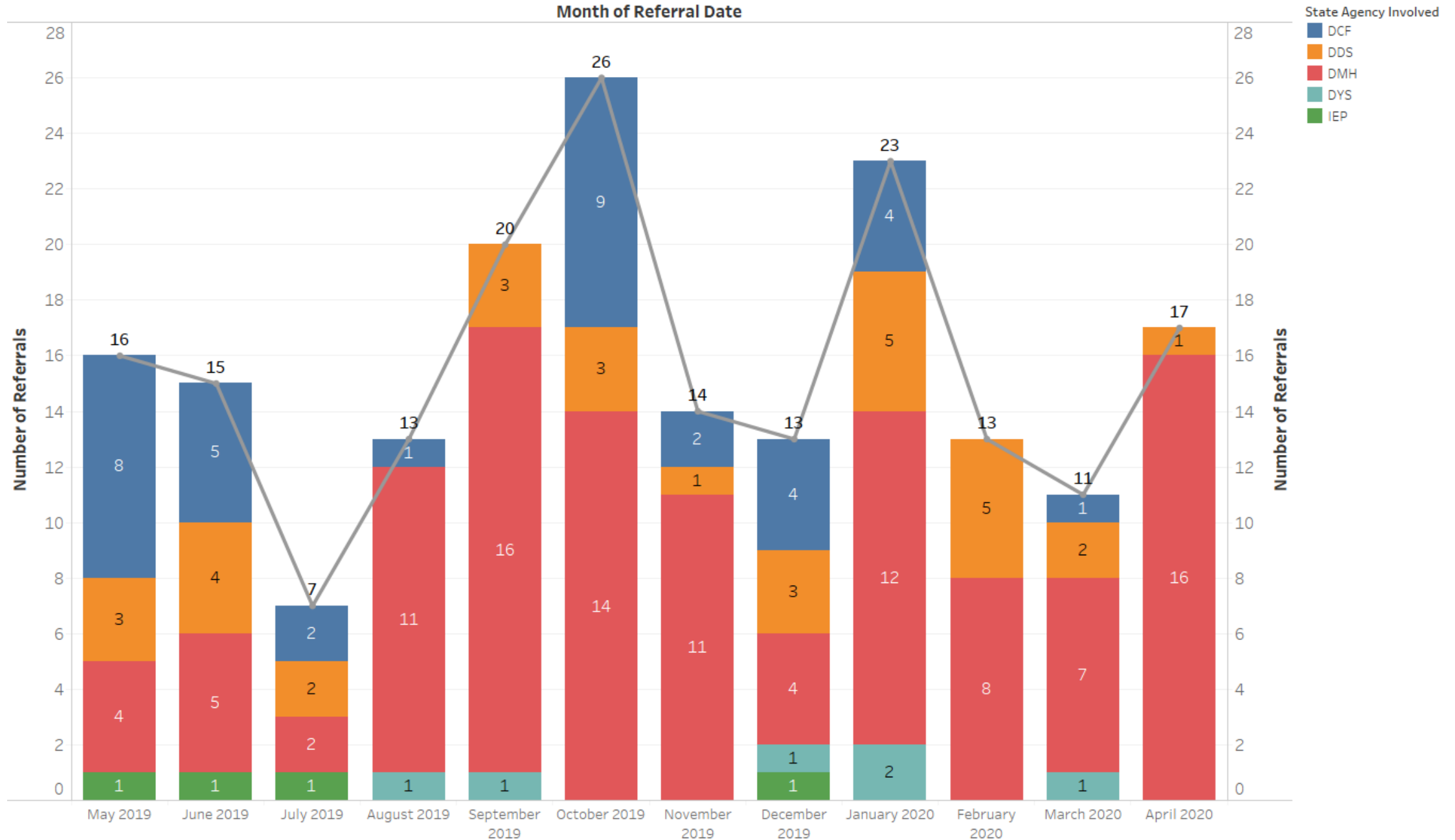
Total Number of Referrals – 689



Number of Referrals by Age Group  
May 2019 to April 2020 Ages 18+  
Total Number of Referrals – 689



Number of Referrals with State Agency Involvement  
May 2019 to April 2020 Ages 18+  
Total Number of Referrals with State Agency Involvement – 188



## Top 10 Boarding / Placement Hospitals - 12 months

### Top 10 Boarding Hospitals

May 2019 to April 2020 Ages 18+

Boarding Facility	
BID Plymouth (Jordan Hosp.)	47
St. Luke's Hosp. (Southcoast)	46
Sturdy Memorial	46
South Shore Hosp.	34
Mass General Hosp.	31
Lawrence General	28
Leominster Hosp. (UMASS)	27
Lowell General (Saints Memorial Medical Center)	26
BID Boston	21
Lowell General Hosp.	20
<b>Grand Total</b>	<b>326</b>

### Top 10 Placement Hospitals

May 2019 to April 2020 Ages 18+

Placement Hospital Name w LOCC Boarding Facility	
Southcoast Behavioral Health	51
Arbour Hospital	36
CHA Cambridge Hospital	20
Fuller Hospital	19
Hospital for Behavioral Medicine	19
Pembroke Hospital	19
Brockton Hospital	16
Heywood Hospital	16
Westborough Behavioral Healthcare Hospital, LLC	16
Harrington Hospital	15
<b>Grand Total</b>	<b>227</b>



## Top 10 Boarding / Placement Hospitals - 12 months (0-17 and 18+)

### Top 10 Boarding Hospitals May 2019 to April 2020 Ages 0 - 17 & Ages 18+

Boarding Facility	Age Range	
	Ages 0 - 17	Ages 18+
Children's Hosp.	96	17
St. Luke's Hosp. (Southcoast)	20	46
Sturdy Memorial	9	46
BID Plymouth (Jordan Hosp.)	7	47
South Shore Hosp.	14	34
Mass General Hosp.	16	31
Leominster Hosp. (UMASS)	9	27
Lowell General Hosp.	16	20
Lawrence General	7	28
Brockton Hosp.	19	12
<b>Grand Total</b>	<b>213</b>	<b>308</b>

### Top 10 Placement Hospitals May 2019 to April 2020 Ages 0 - 17 & Ages 18+

Placement Hospital Name w LOCC Boarding Facility	Age Range	
	Ages 0 - 17	Ages 18+
CHA Cambridge Hospital	58	20
Hospital For Behavioral Medicine	52	19
Southcoast Behavioral Health	18	51
Westborough Behavioral Healthcare Hospital, LLC	45	16
Arbour Hospital	20	36
Children's Hospital	42	6
Pembroke Hospital	7	19
Fuller Hospital	6	19
Anna Jaques Hospital	13	9
TaraVista Behavioral Health	15	7
<b>Grand Total</b>	<b>276</b>	<b>202</b>