

EPIA  
February 2020  
Ages 0-17

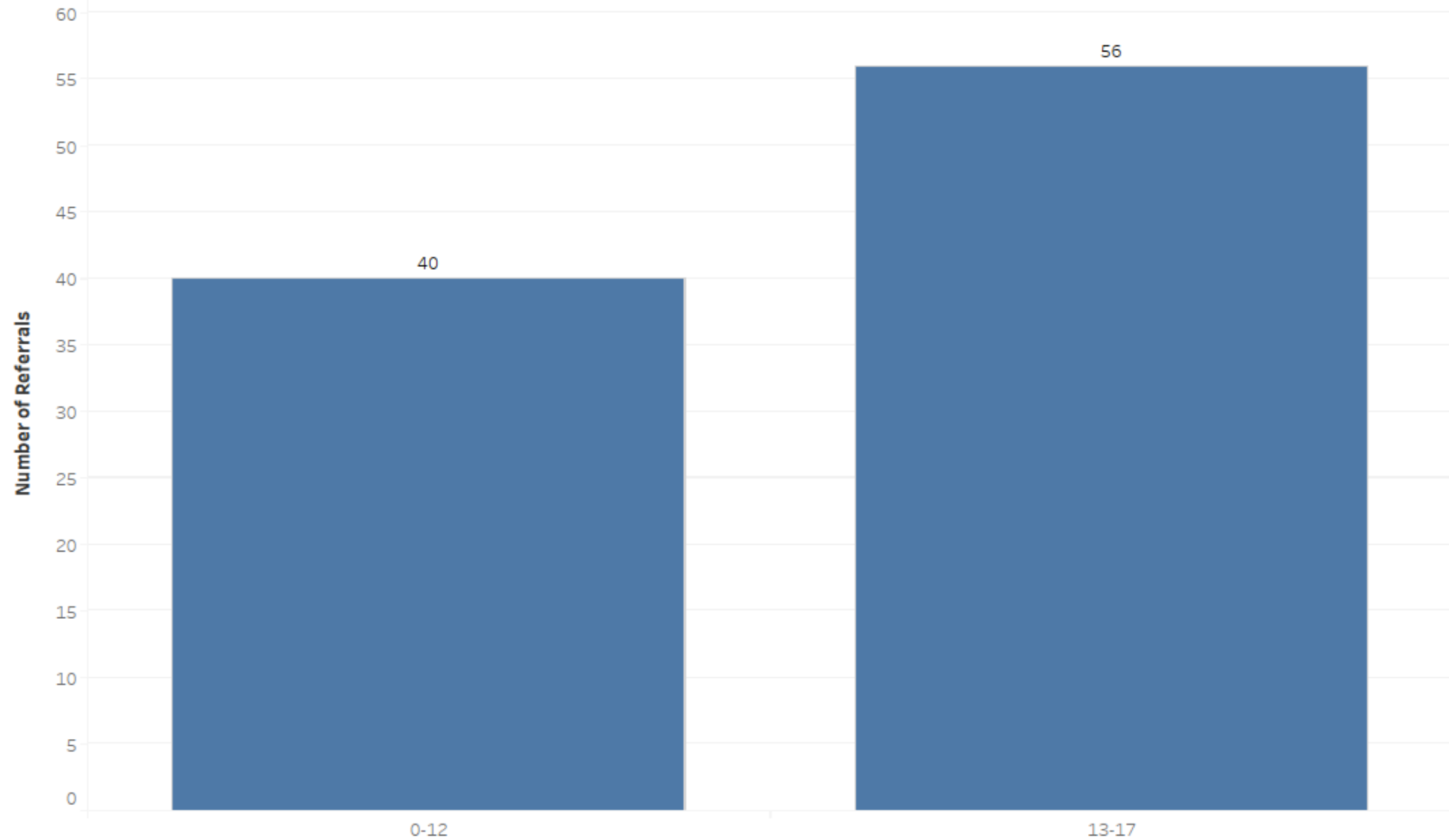
Total Referrals for the Period: 96

## Referrals by Age Group

Number of Referrals **Ages 0 - 17** by Age Group  
February 2020 Total Number of Referrals – 96

Referral Date  
February 2020

Age Range  
Ages 0 - 17

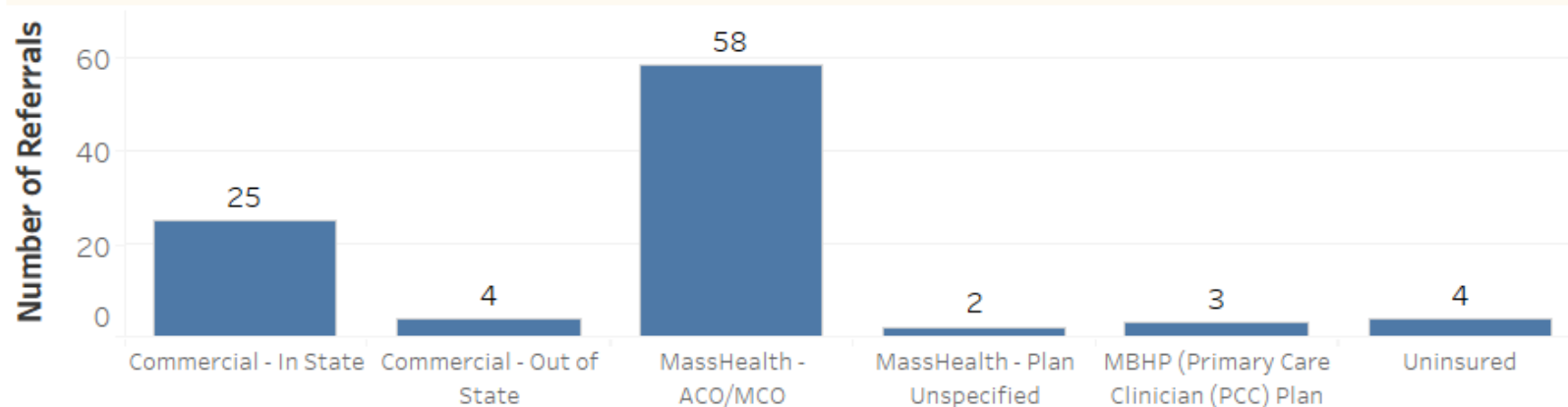


## Referrals by Insurance Plan Type

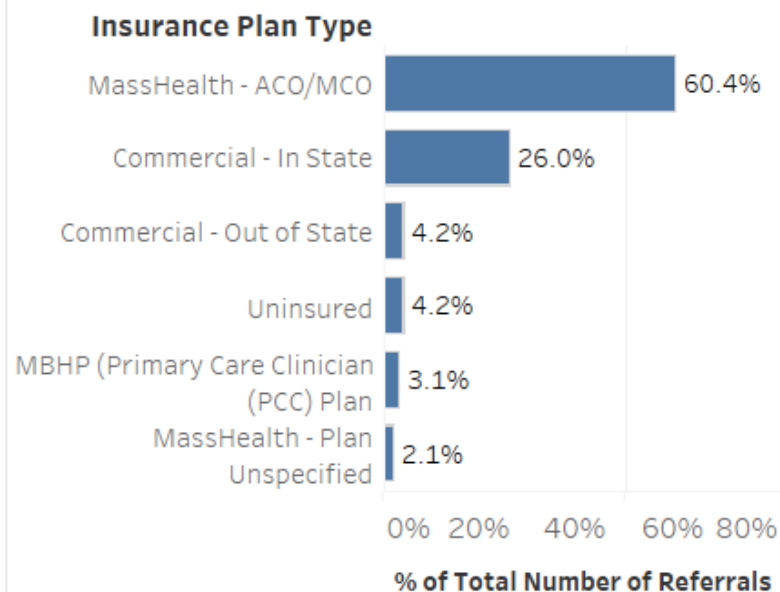
Number of Referrals **Ages 0 - 17** by Insurance Plan Type  
February 2020 Total Number of Referrals – 96

Referral Date  
February 2020

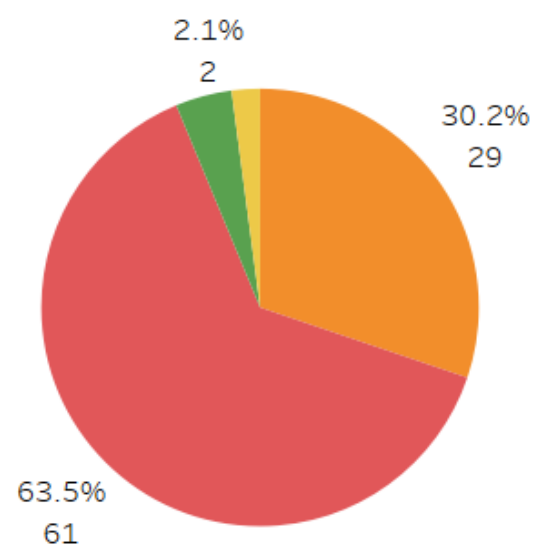
Age Range  
Ages 0 - 17



Percentage of Referrals **Ages 0 - 17** by Insurance Plan Type



Percentage of Referrals **Ages 0 - 17** by Insurance Plan Type (group)



Insurance Plan Type (group)

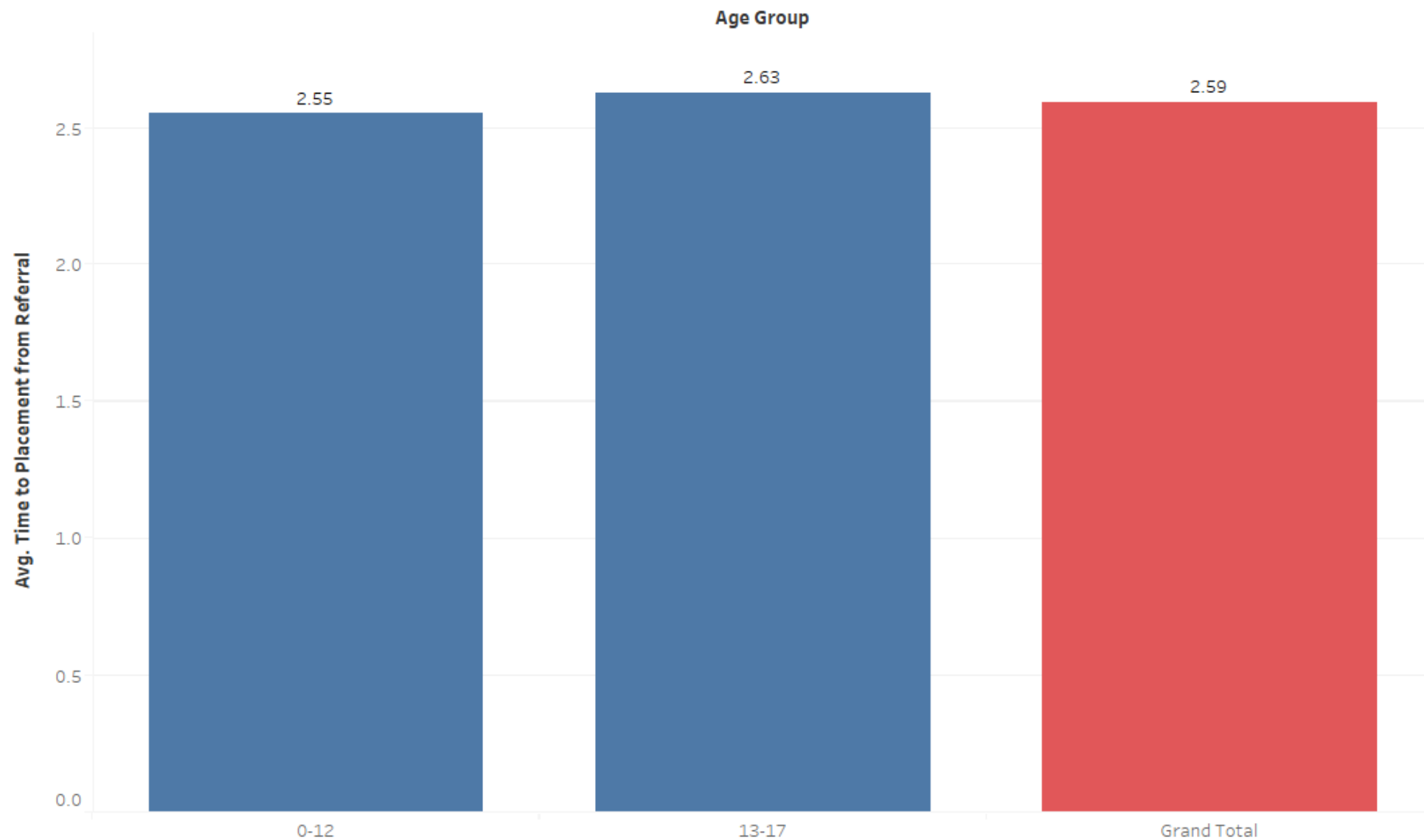
- Commercial
- Managed Medicaid
- Uninsured
- Unmanaged Medicaid

## Average Time to Placement from Referral by Age Group

Average Time (Days) to Placement from Referral by Age Group  
February 2020    Ages 0 - 17

Referral Date  
February 2020

Age Range  
Ages 0 - 17

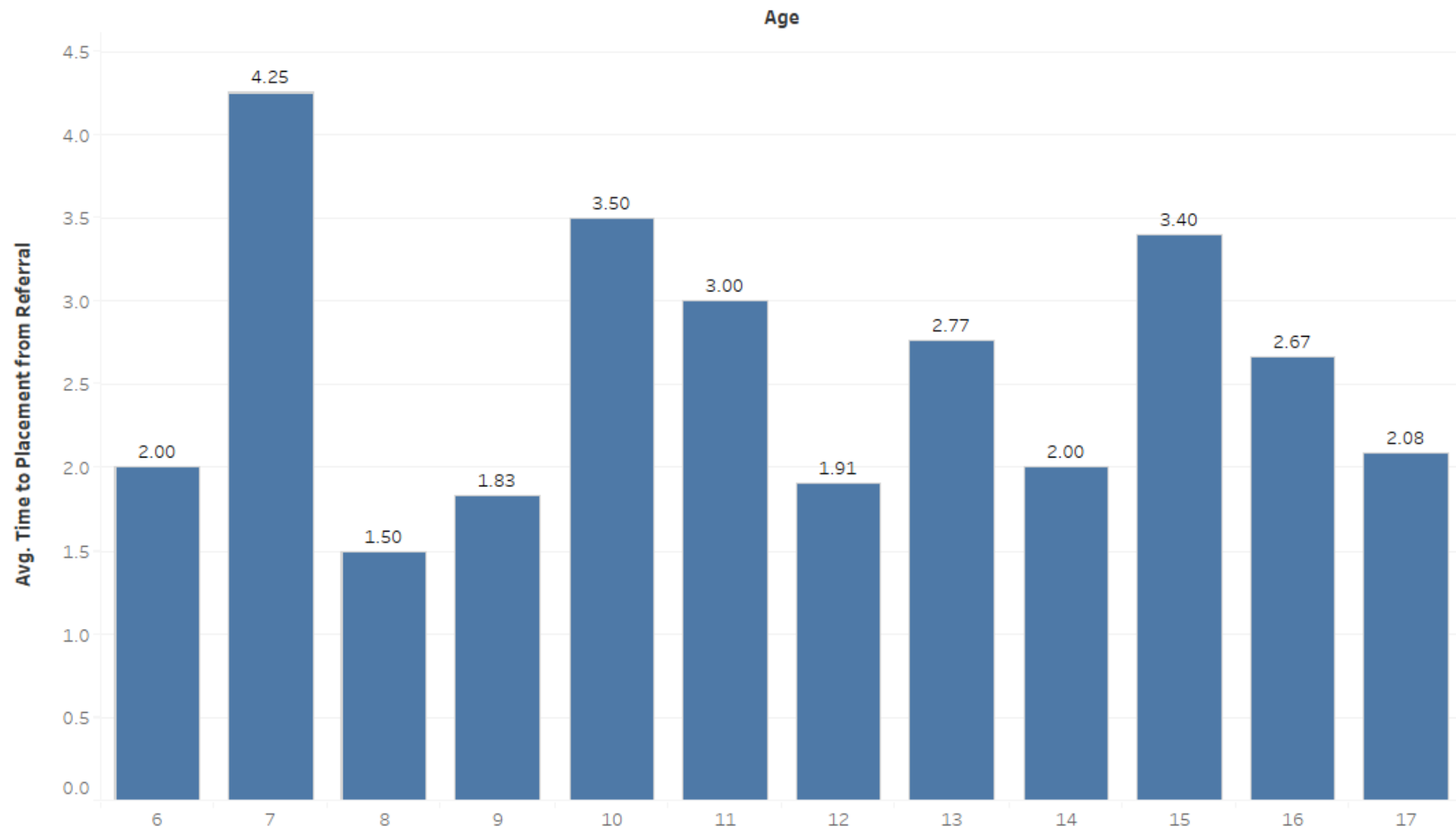


## Average Time to Placement from Referral by Age

Average Time (Days) to Placement from Referral by Age  
February 2020 Ages 0 - 17  
Total Number of Referrals – 96

Referral Date  
February 2020

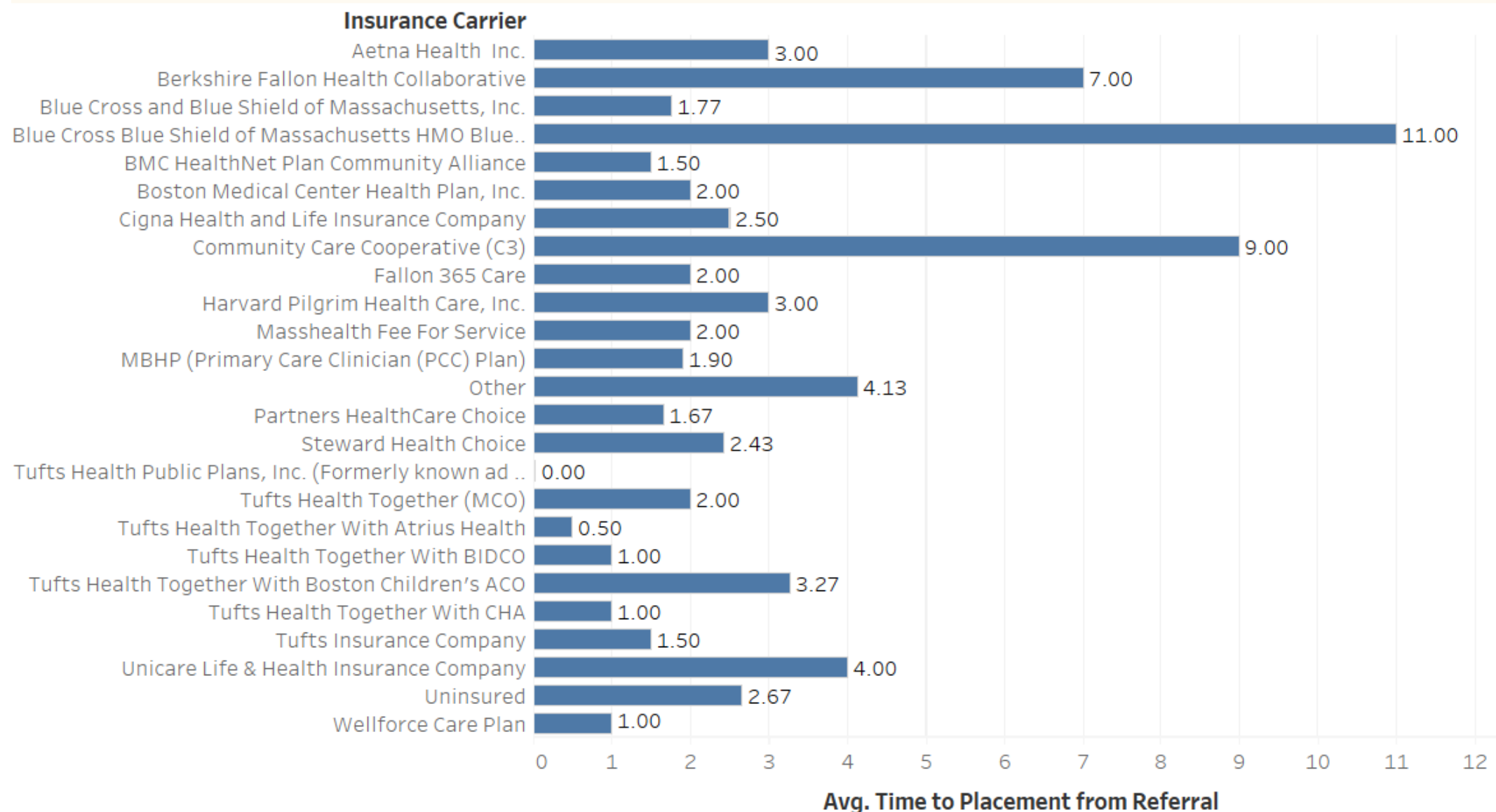
Age Range  
Ages 0 - 17



## Average Time to Placement (Days) from Referral by Insurance Carrier

February 2020 Ages 0 - 17

Total Number of Referrals – 96

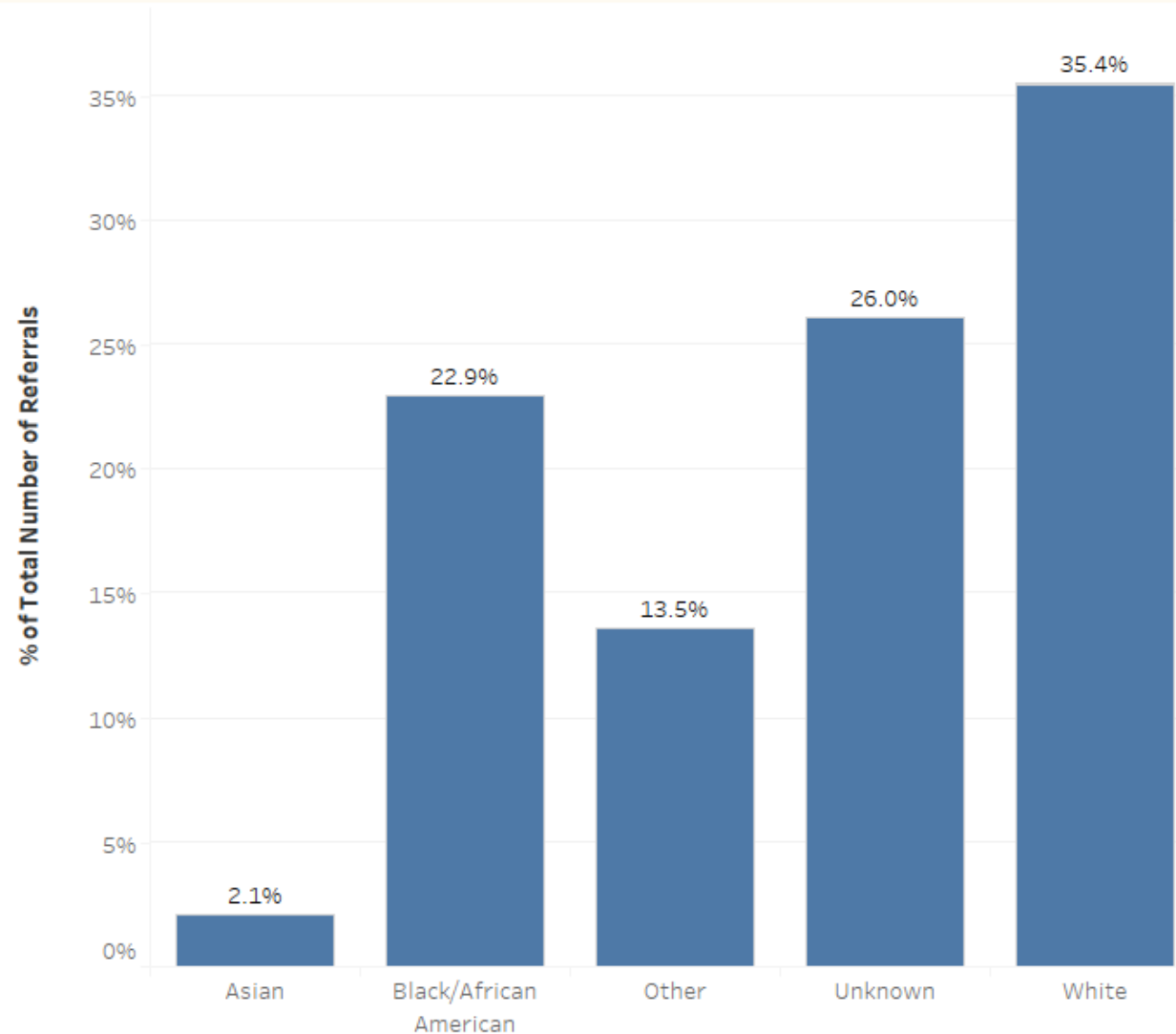


## Referrals by Race

Referral Date  
February 2020

Age Range  
Ages 0 - 17

Percentage of Referrals by Race  
February 2020 Ages 0 - 17  
Total Number of Referrals – 96



Referrals by Race  
February 2020 Ages 0 - 17  
Total Number of Referrals – 96

Race	
Asian	2
Black/African American	22
Other	13
Unknown	25
White	34
Grand Total	96

## Referrals by Ethnicity

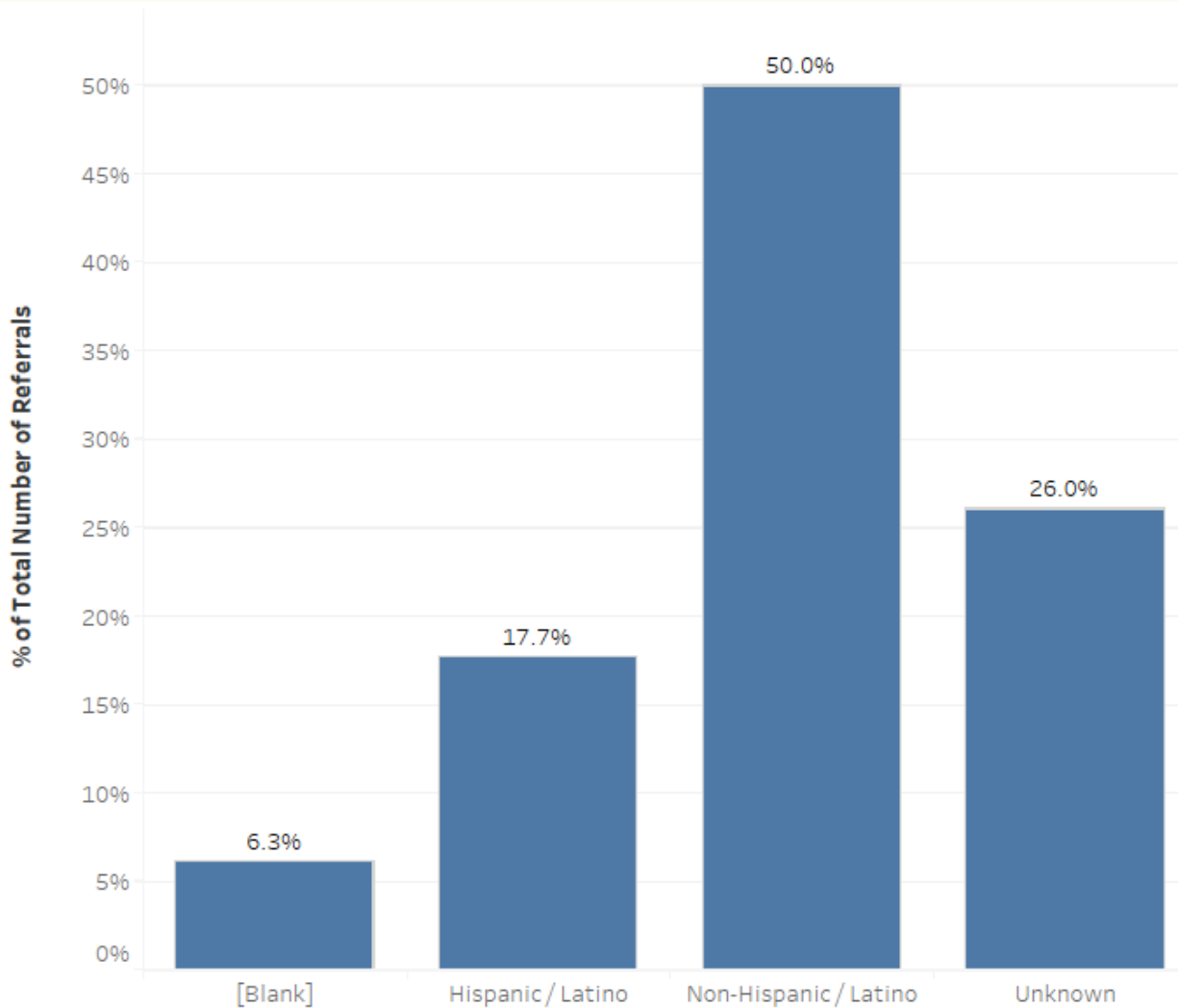
Referral Date  
February 2020

Age Range  
Ages 0 - 17

### Percentage of Referrals by Ethnicity

February 2020 Ages 0 - 17

Total Number of Referrals – 96



### Referrals by Ethnicity

February 2020 Ages 0 - 17

Total Number of Referrals – 96

Is Member Hispanic?

[Blank] 6

Hispanic / Latino 17

Non-Hispanic / Latino 48

Unknown 25

Grand Total 96

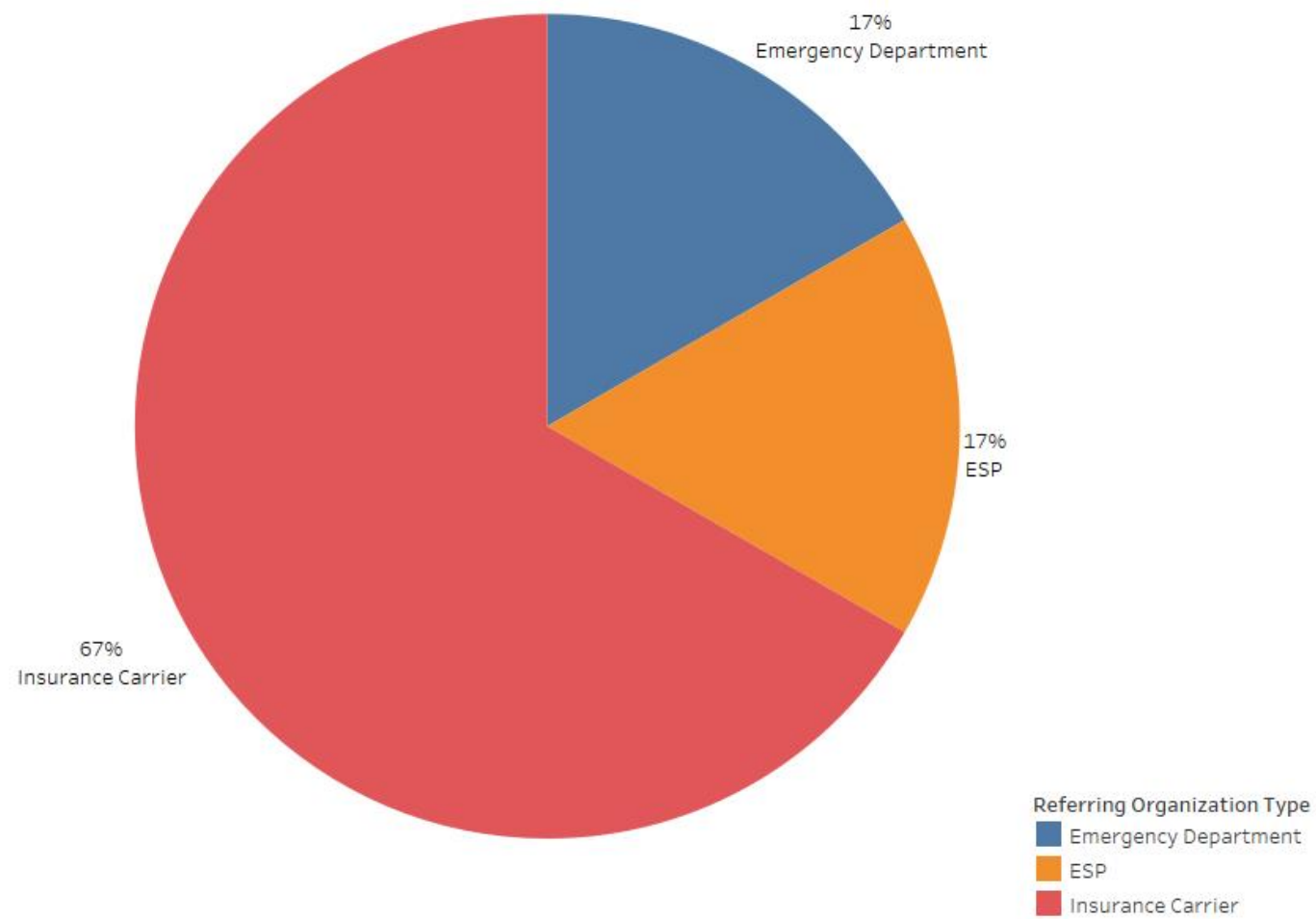


## Type of Referral

Type of Referral  
February 2020    Ages 0 - 17  
Total Number of Referrals – 96

Referral Date  
February 2020

Age Range  
Ages 0 - 17



## Type of Referral by Age Group

Type of Referral by Age Group  
February 2020    Ages 0 - 17

Referral Date  
February 2020

Age Range  
Ages 0 - 17

Referring Organization Type    Age Group

Emergency Department

0-12

38%

13-17

63%

ESP

0-12

38%

13-17

63%

Insurance Carrier

0-12

44%

13-17

56%

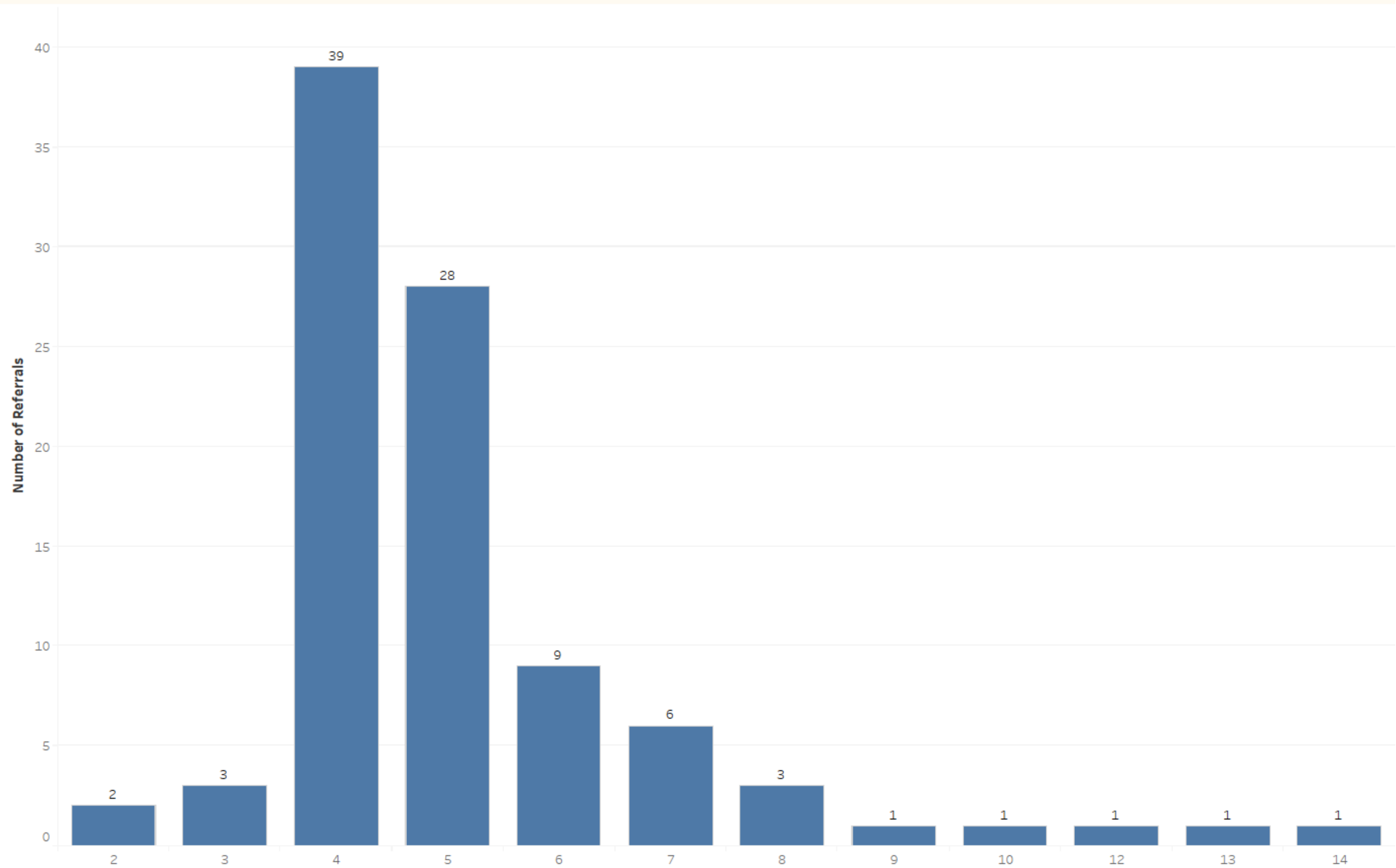
0%    5%    10%    15%    20%    25%    30%    35%    40%    45%    50%    55%    60%    65%

% of Total Number of Referrals

# Time to Referral (Days) from Initial Evaluation

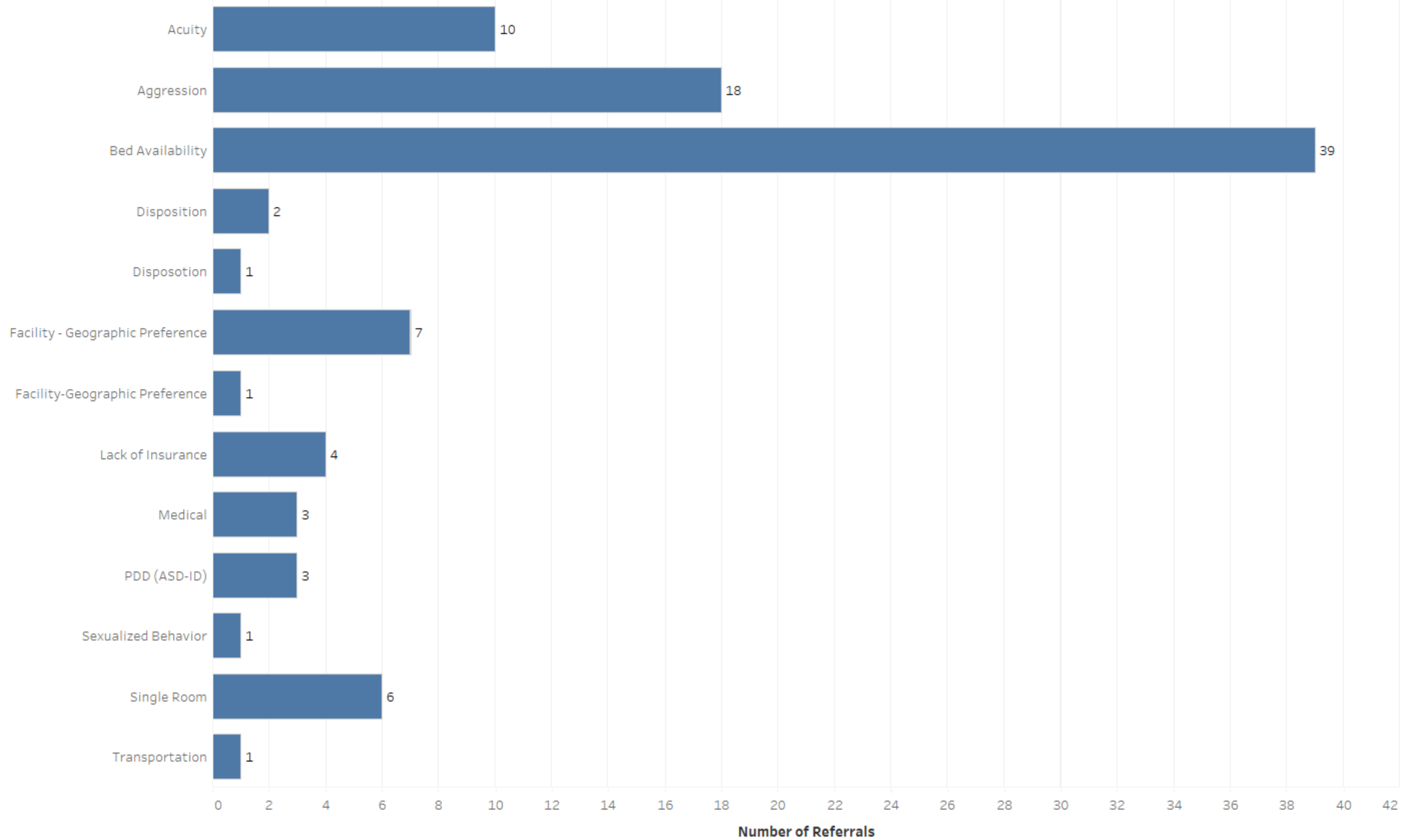
February 2020    Ages 0 - 17

Total Number of Referrals – 95



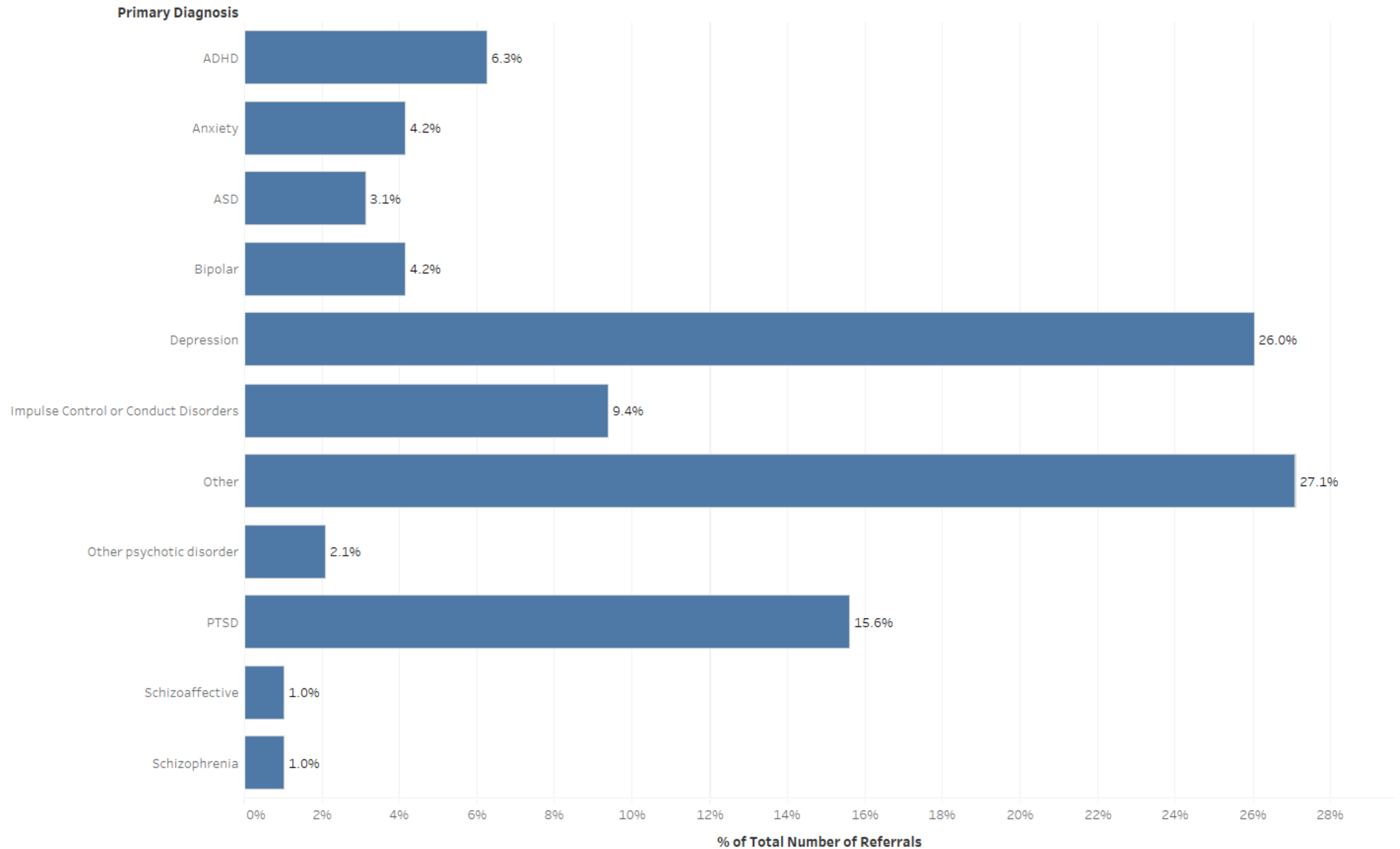
Primary Barriers to Placement  
February 2020 Ages 0 - 17  
Total Number of Referrals – 96

Primary Barrier to Placement



# Primary Diagnosis

February 2020    Ages 0 - 17



## Top 10 Boarding / Placement Hospitals

Top 10 Boarding Hospitals February 2020    Ages 0 - 17		Top 10 Placement Hospitals February 2020    Ages 0 - 17	
Boarding Facility (group)		Placement Hospital Name w LOCC Boarding Facility	
Children's Hospital	18	CHA Cambridge Hospital	14
Brockton Hosp.	6	Hospital for Behavioral Medicine	13
St. Luke's Hosp. (Southcoast)	5	Westborough Behavioral Healthcare Hospital, LLC	13
Mass General Hosp.	4	Children's Hospital	11
Cape Cod Hosp.	3	Southcoast Behavioral Health	7
Boston Medical Center	2	Arbour Hospital	5
Lawrence General	2	Brockton Hosp.	3
Leominster Hosp. (UMASS)	2	TaraVista Behavioral Health	3
South Shore Hosp.	2	St. Luke's Hosp. (Southcoast)	2
Sturdy Memorial	2	Boston Medical Center	1

## Boarding Facilities where "Level of Care Changed" February 2020    Ages 0 - 17

Placement Hospital Name (group)	Boarding Facility (group)	
Level of Care Changed	Brockton Hosp.	3
	Baystate Medical Springfield	2
	St. Luke's Hosp. (Southcoast)	2
	Beverly Hosp. (Lahey)	1
	BID Needham	1
	Boston Medical Center	1
	Cape Cod Hosp.	1
	Leominster Hosp. (UMASS)	1
	Newton Wellesley	1
	Sturdy Memorial	1
	UMass Medical Center	1
	Wing Memorial (Baystate)	1
	Grand Total	16

Referrals for Uninsured by Boarding / Placement Hospital

Referrals for Uninsured by Boarding Hospital February 2020    Ages 0 - 17	
Boarding Facility	
BID Milton	1
Children's Hosp.	1
Lawrence General	1
Marlborough Hosp. (UMASS)	1
Grand Total	4

Referrals for Uninsured by Placement Hospital February 2020    Ages 0 - 17	
Placement Hospital Name	
Children's Hospital	1
Pembroke Hospital	1
Walden Behavioral Care	1
Westborough Behavioral Healthcare Hospital, LLC	1
Grand Total	4

Note: "Uninsured" includes both Uninsured and HSN populations

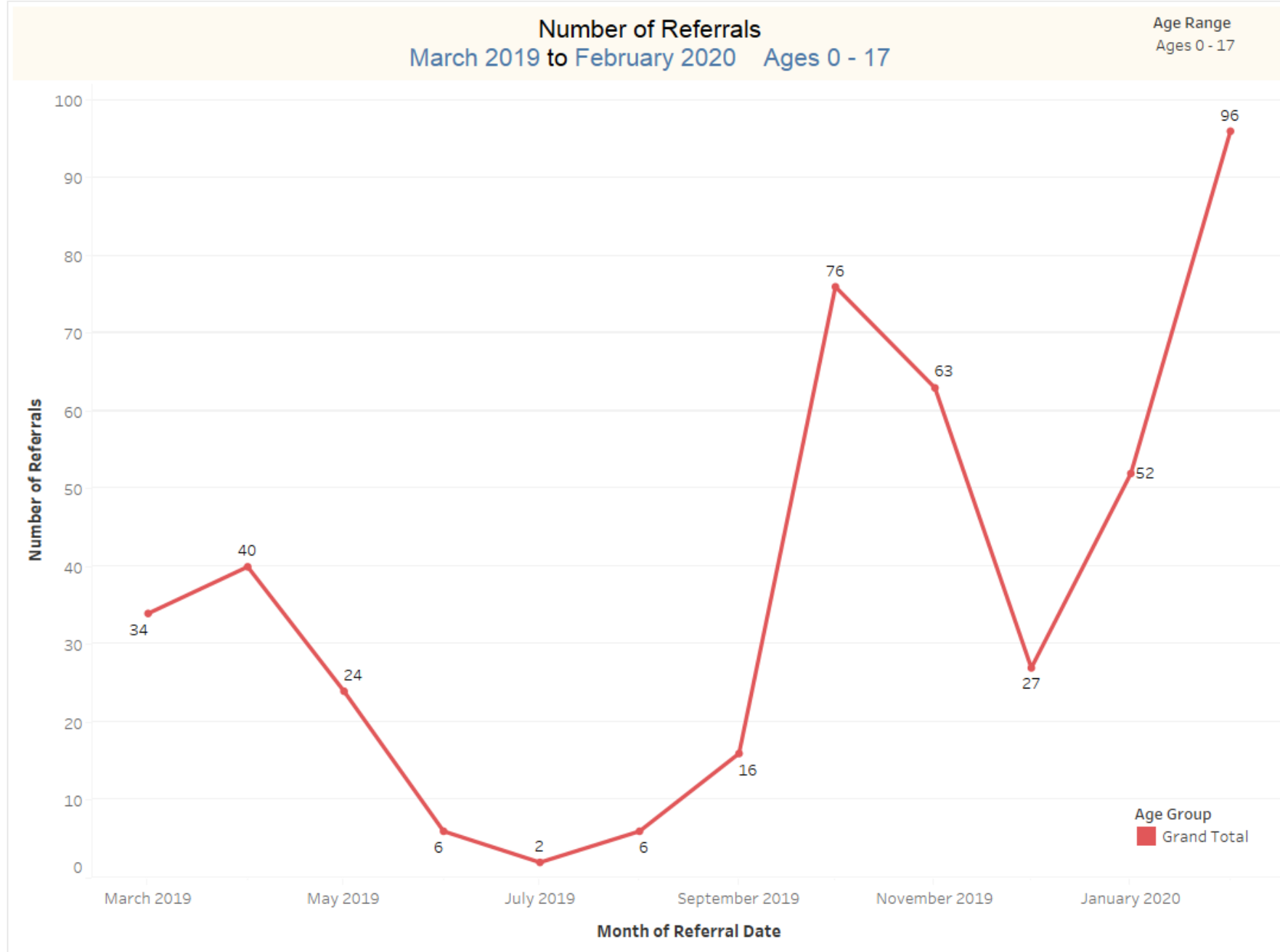
# Last 12 Months Accumulated Data

March 2019 through February 2020

Total Referrals for the Period: 442



## Number of Referrals - 12 months

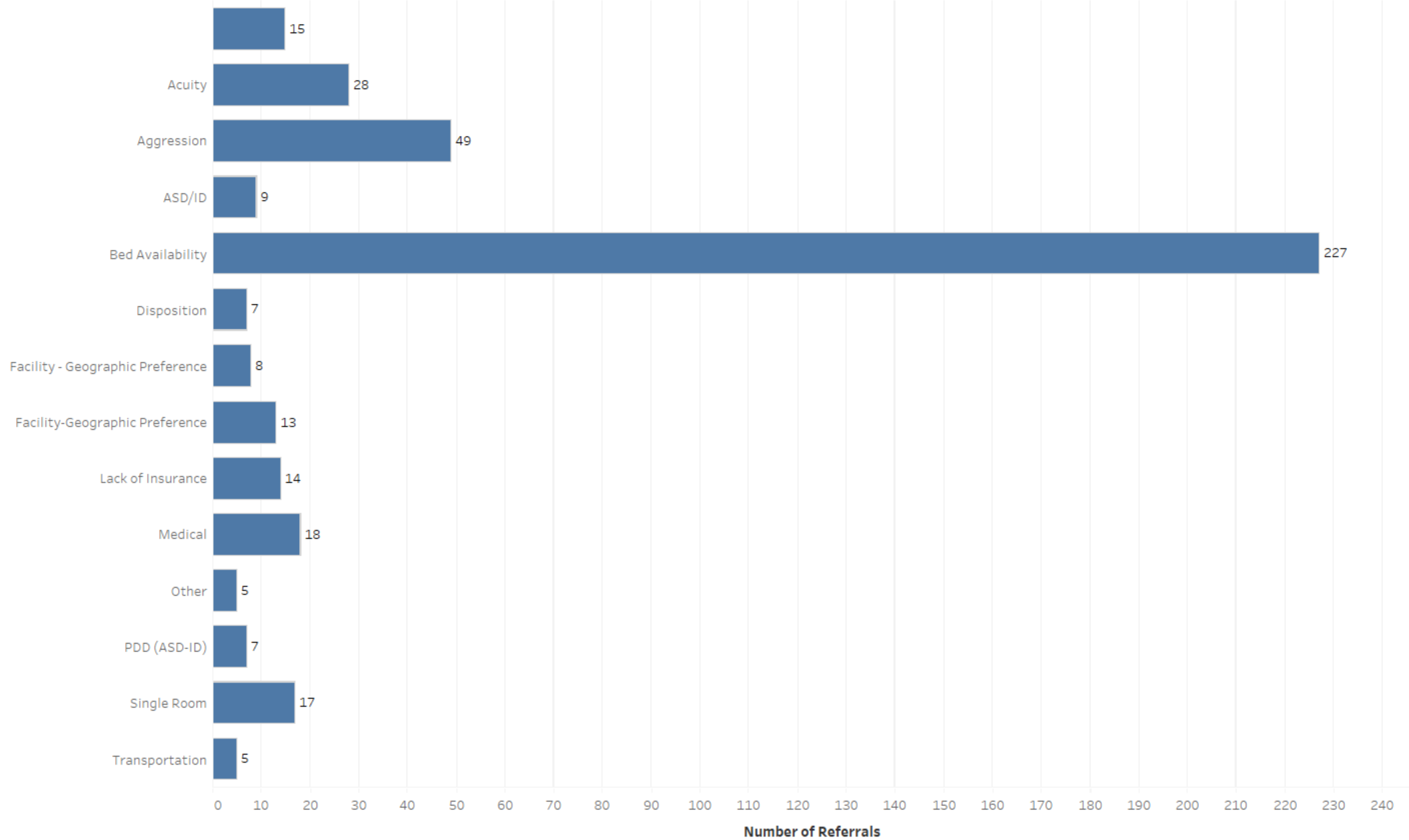


## Top 15 Primary Barriers to Placement - 12 months

March 2019 to February 2020    Ages 0 - 17

Total Number of Referrals – 422

### Primary Barrier to Placement



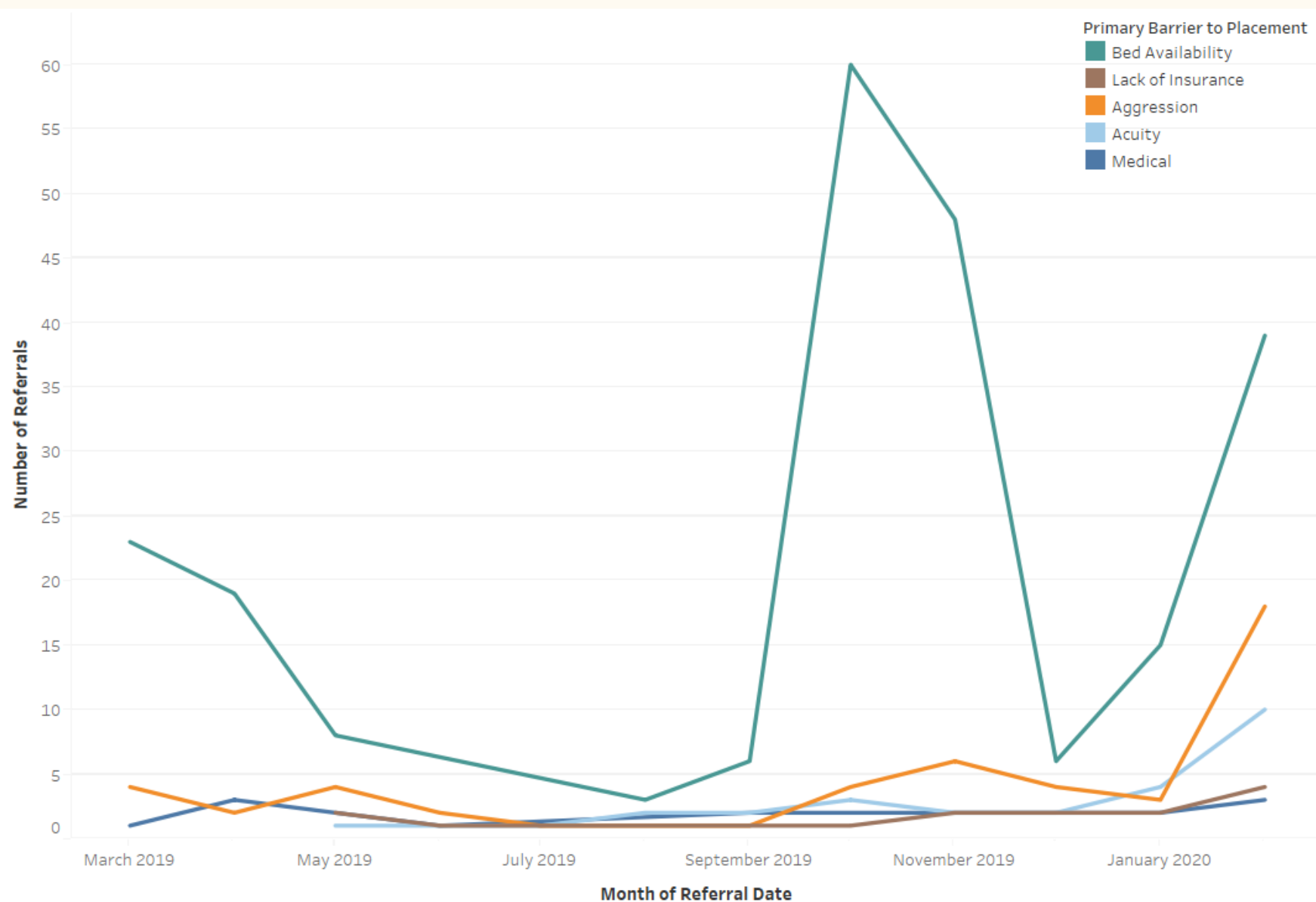
## Top 5 Barriers to Placement by Month - 12 months

Top 5 Barriers to Placement by Month  
March 2019 to February 2020

Ages 0 - 17

Age Range

Ages 0 - 17



## Top 5 Barriers to Placement by Month - 12 months

### Top 5 Barriers to Placement by Month March 2019 to February 2020 Ages 0 - 17

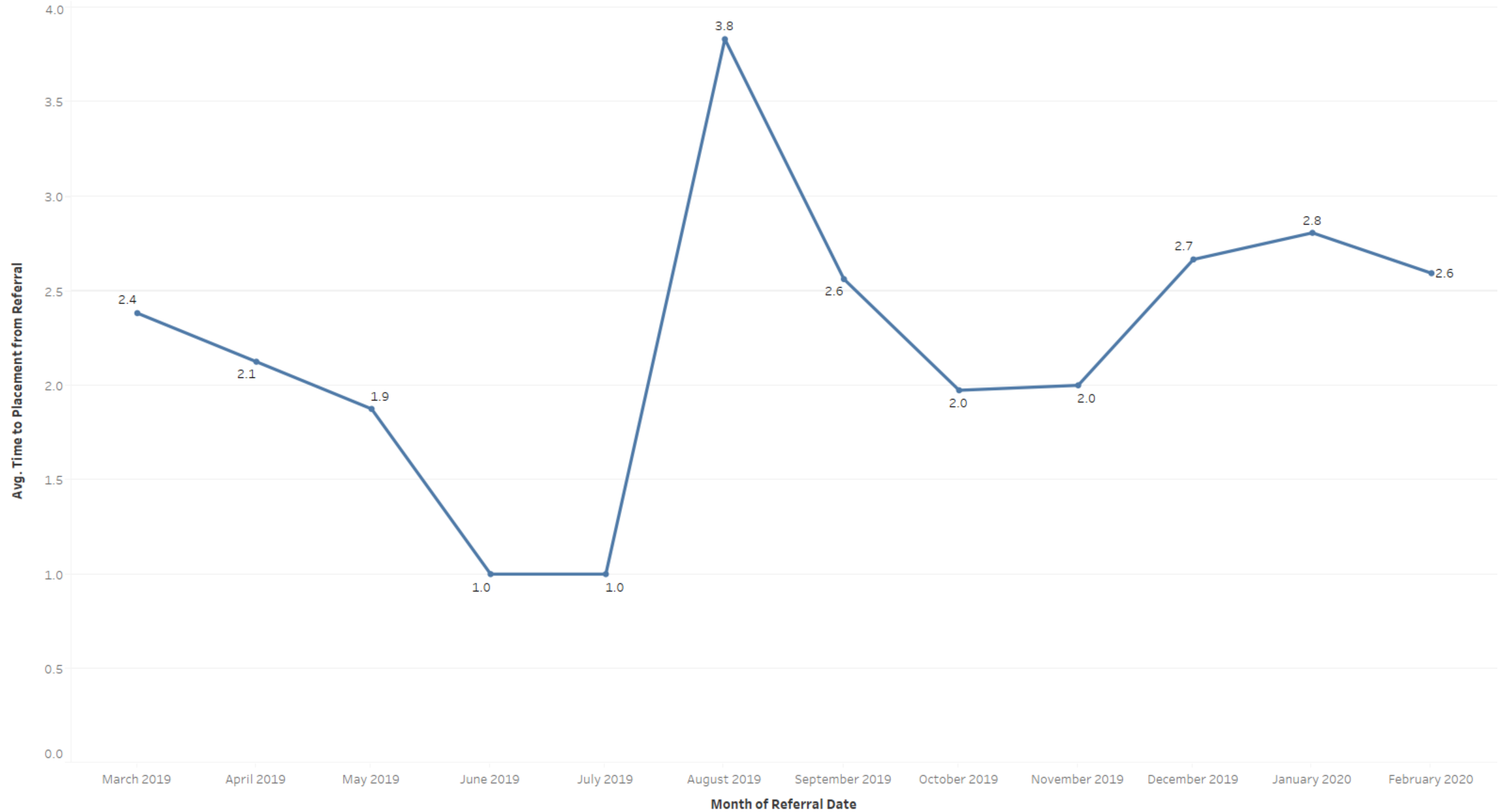
Age Range  
Ages 0 - 17

Primary Barrier to Placement	Month of Referral Date												Grand Total
	March 2019	April 2019	May 2019	June 2019	July 2019	August 2019	September 2019	October 2019	November 2019	December 2019	January 2020	February 2020	
Bed Availability	23	19	8			3	6	60	48	6	15	39	227
Lack of Insurance			2	1				1	2	2	2	4	14
Aggression	4	2	4	2	1		1	4	6	4	3	18	49
Acuity			1	1	1	2	2	3	2	2	4	10	28
Medical	1	3	2	1			2	2		2	2	3	18
Grand Total	28	24	17	5	2	5	11	70	58	16	26	74	336

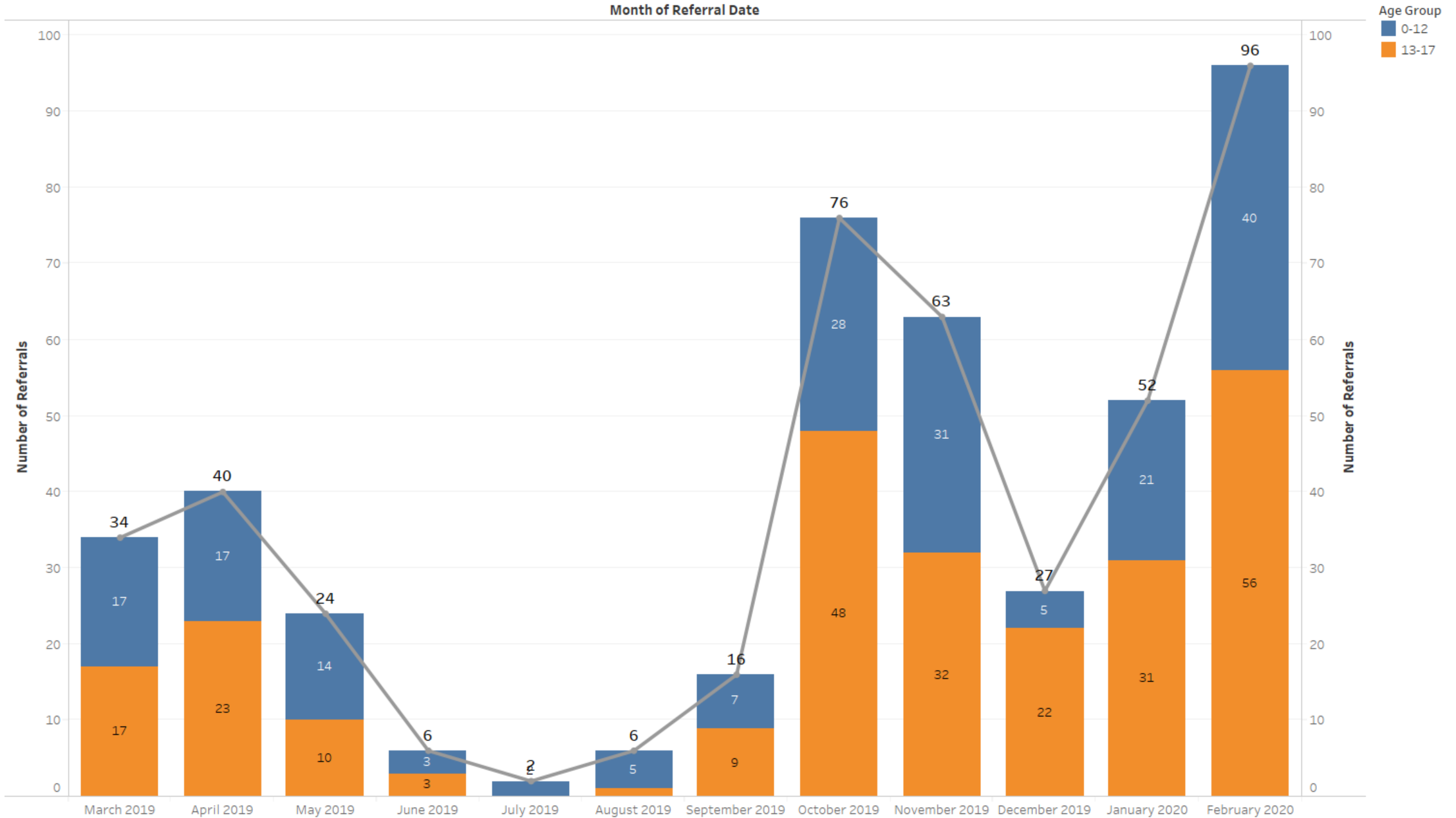
# Average Time (Days) to Placement from Referral Date

March 2019 to February 2020    Ages 0 - 17

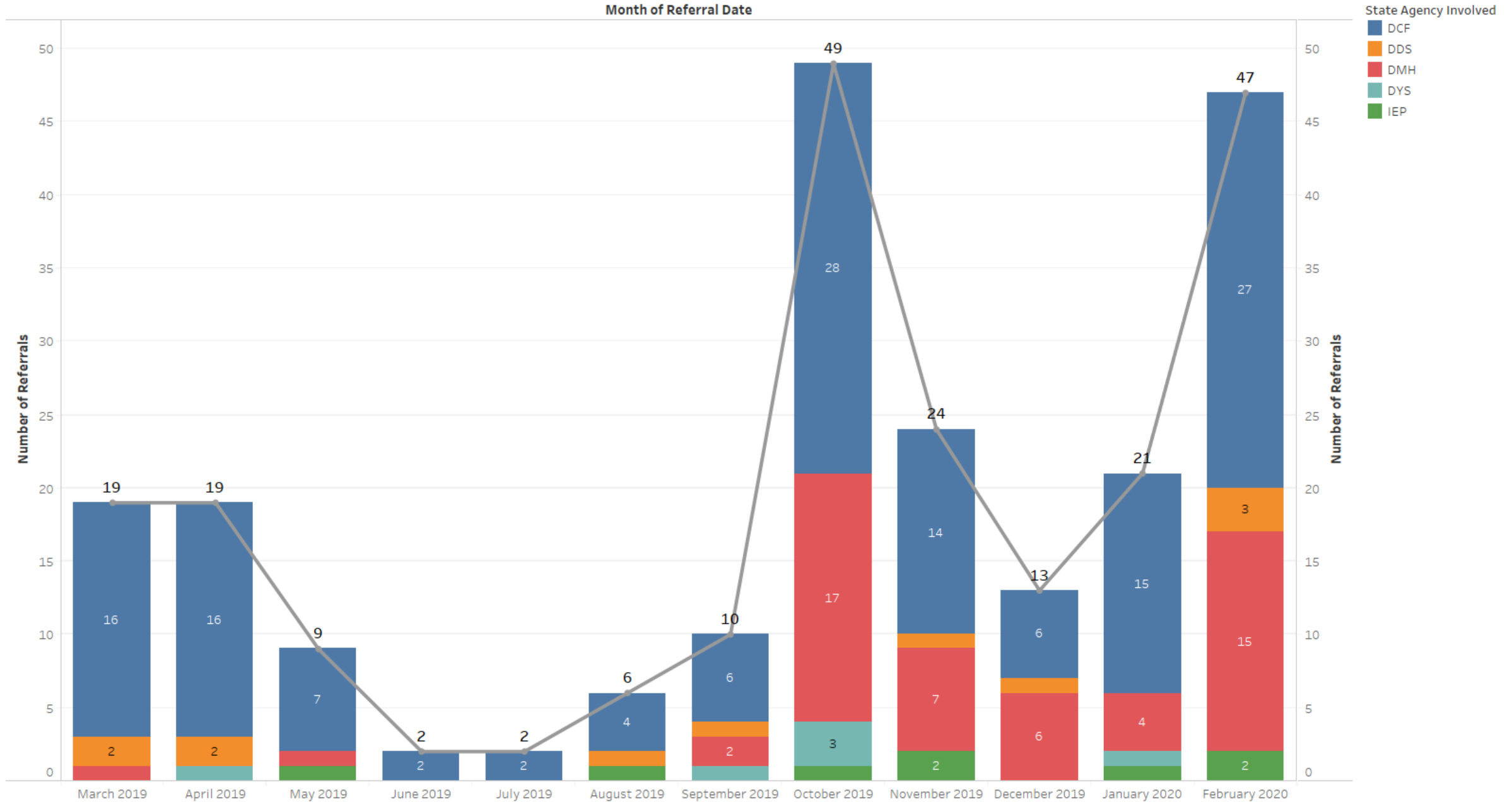
Total Number of Referrals – 442



Number of Referrals by Age Group  
March 2019 to February 2020 Ages 0 - 17  
Total Number of Referrals – 442



Number of Referrals with State Agency Involvement  
March 2019 to February 2020 Ages 0 - 17  
Total Number of Referrals with State Agency Involvement – 221



## Top 10 Boarding / Placement Hospitals - 12 months

### Top 10 Boarding Hospitals

March 2019 to February 2020 Ages 0 - 17

Boarding Facility	
Children's Hosp.	88
St. Luke's Hosp. (Southcoast)	21
Mass General Hosp.	19
Sturdy Memorial	11
BID Plymouth (Jordan Hosp.)	7
South Shore Hosp.	16
Lawrence General	12
Leominster Hosp. (UMASS)	8
Lowell General Hosp.	16
Baystate Medical Springfield	15
Grand Total	213

### Top 10 Placement Hospitals

March 2019 to February 2020 Ages 0 - 17

Placement Hospital Name	
Level of Care Changed	61
CHA Cambridge Hospital	70
Southcoast Behavioral Health	16
Westborough Behavioral Healthcare Hospital, LLC	46
Hospital for Behavioral Medicine	43
Arbour Hospital	24
Children's Hospital	28
Discharged	11
Anna Jaques Hospital	15
TaraVista Behavioral Health	18
Grand Total	332



## Top 10 Boarding / Placement Hospitals - 12 months (0-17 and 18+)

### Top 10 Boarding Hospitals March 2019 to February 2020 Ages 0 - 17 & Ages 18+

Boarding Facility	Age Range	
	Ages 0 - 17	Ages 18+
Children's Hosp.	88	19
St. Luke's Hosp. (Southcoast)	21	46
Mass General Hosp.	19	31
Sturdy Memorial	11	37
BID Plymouth (Jordan Hosp.)	7	40
South Shore Hosp.	16	31
Lawrence General	12	28
Leominster Hosp. (UMASS)	8	25
Lowell General Hosp.	16	16
Baystate Medical Springfield	15	15
<b>Grand Total</b>	<b>213</b>	<b>288</b>

### Top 10 Placement Hospitals March 2019 to February 2020 Ages 0 - 17 & Ages 18+

Placement Hospital Name	Age Range	
	Ages 0 - 17	Ages 18+
Level of Care Changed	61	98
CHA Cambridge Hospital	70	25
Southcoast Behavioral Health	16	51
Westborough Behavioral Healthcare Hospital, LLC	46	18
Hospital For Behavioral Medicine	43	16
Arbour Hospital	24	34
Children's Hospital	28	1
Discharged	11	16
Anna Jaques Hospital	15	10
TaraVista Behavioral Health	18	7
<b>Grand Total</b>	<b>332</b>	<b>276</b>