

EPIA
February 2020
Ages 18 and Older

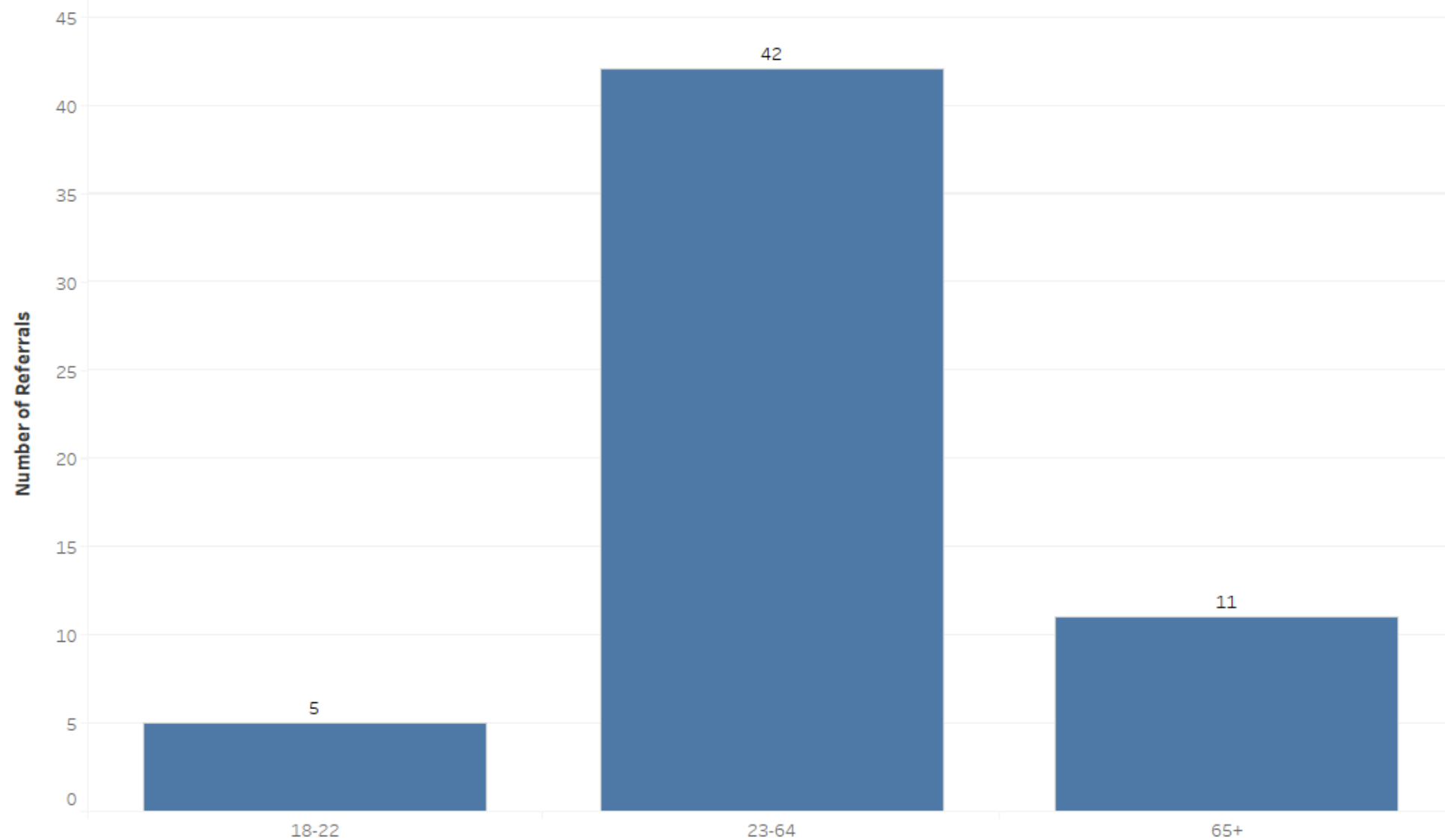
Total Referrals for the Period: 58

Referrals by Age Group

Number of Referrals **Ages 18+** by Age Group
February 2020 Total Number of Referrals – 58

Referral Date
February 2020

Age Range
Ages 18+

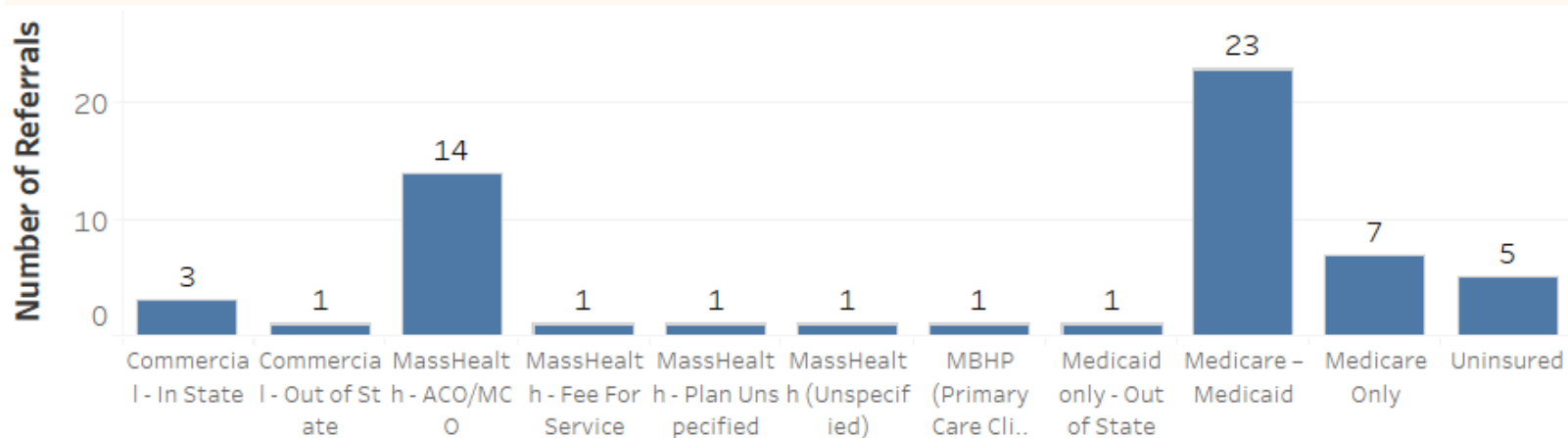


Referrals by Insurance Plan Type

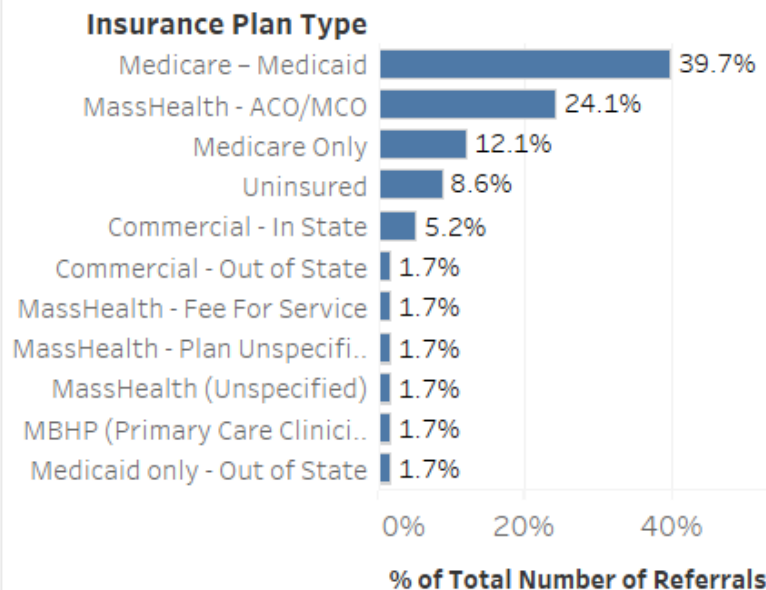
Number of Referrals **Ages 18+** by Insurance Plan Type
February 2020 Total Number of Referrals – 58

Referral Date
February 2020

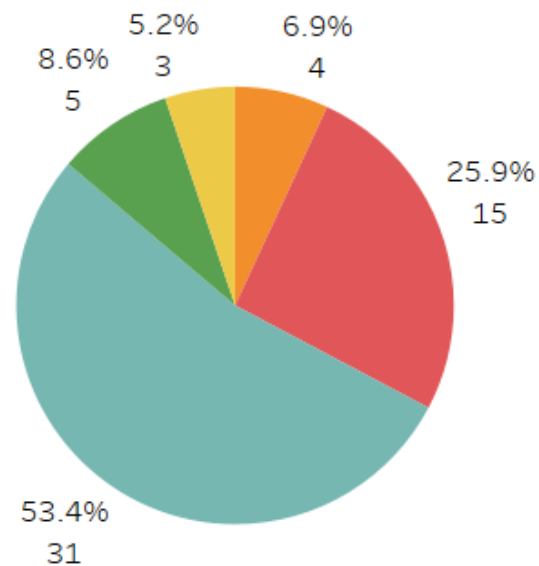
Age Range
Ages 18+



Percentage of Referrals **Ages 18+** by Insurance Plan Type



Percentage of Referrals **Ages 18+** by Insurance Plan Type (group)



Insurance Plan Type (group)

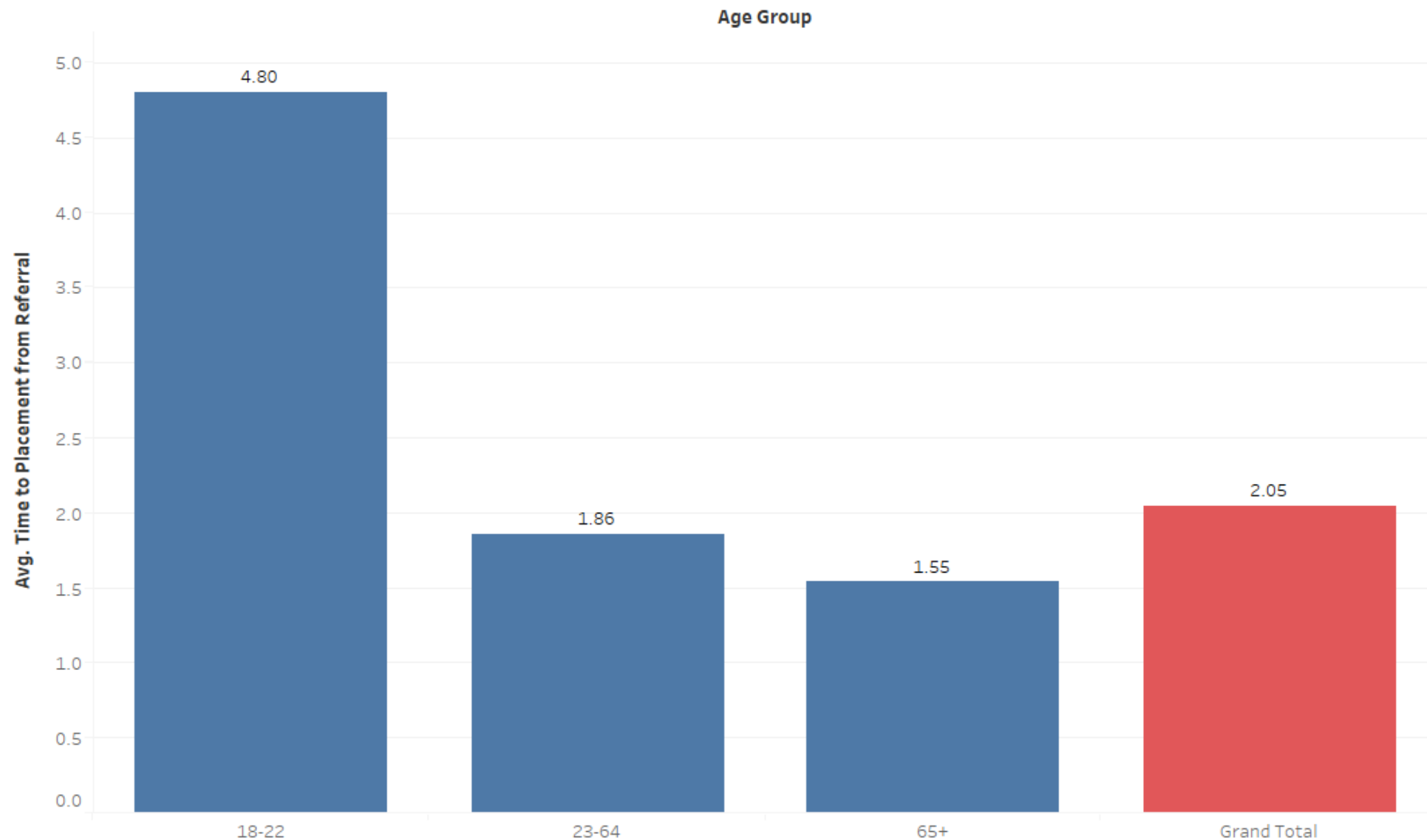
- Commercial
- Managed Medicaid
- Medicare Medicaid
- Uninsured
- Unmanaged Medicaid

Average Time to Placement from Referral by Age Group

Average Time (Days) to Placement from Referral by Age Group
February 2020 Ages 18+

Referral Date
February 2020

Age Range
Ages 18+



Average Time to Placement from Referral by Age

Average Time (Days) to Placement from Referral by Age

February 2020 Ages 18+

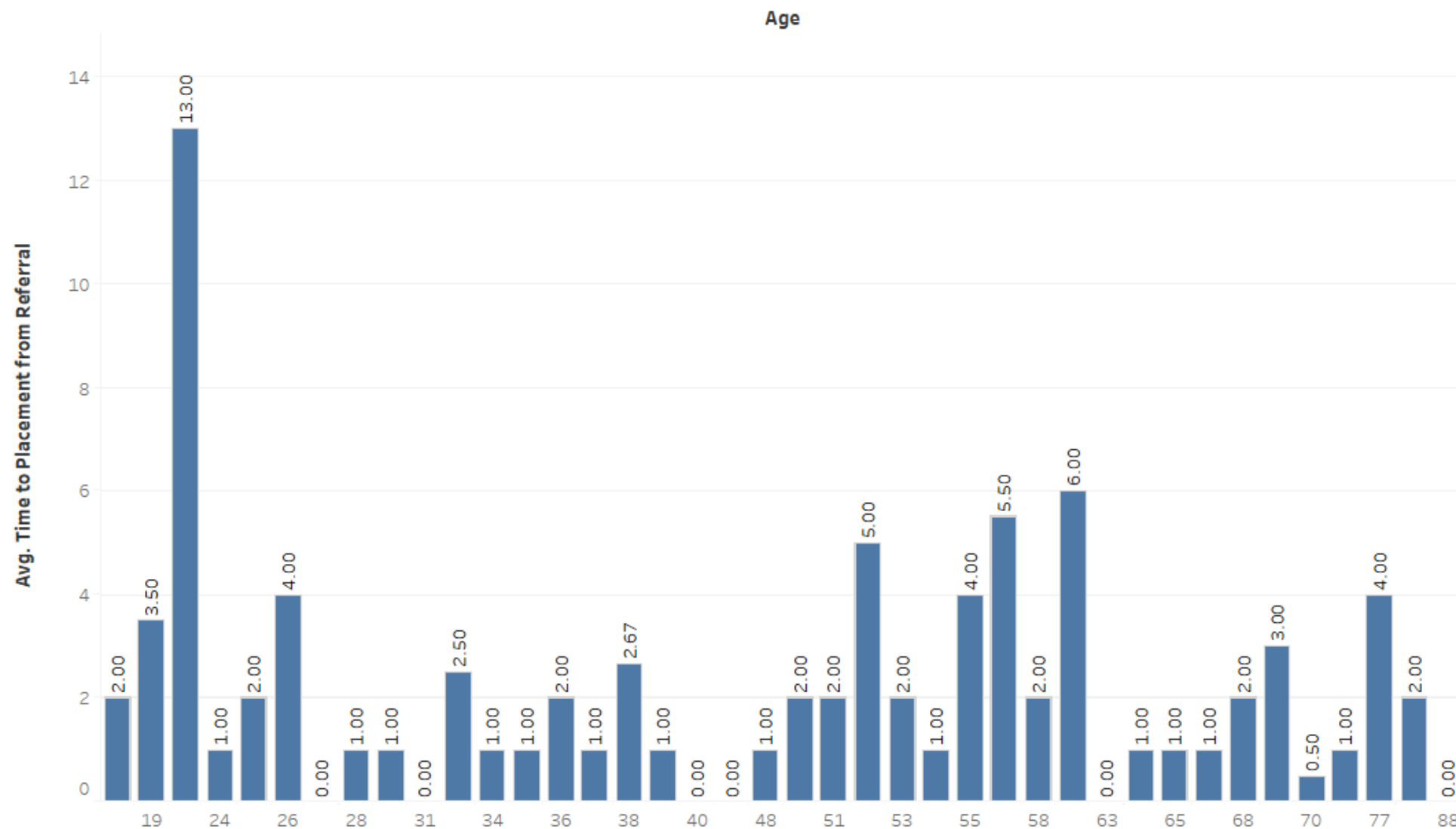
Total Number of Referrals – 58

Referral Date

February 2020

Age Range

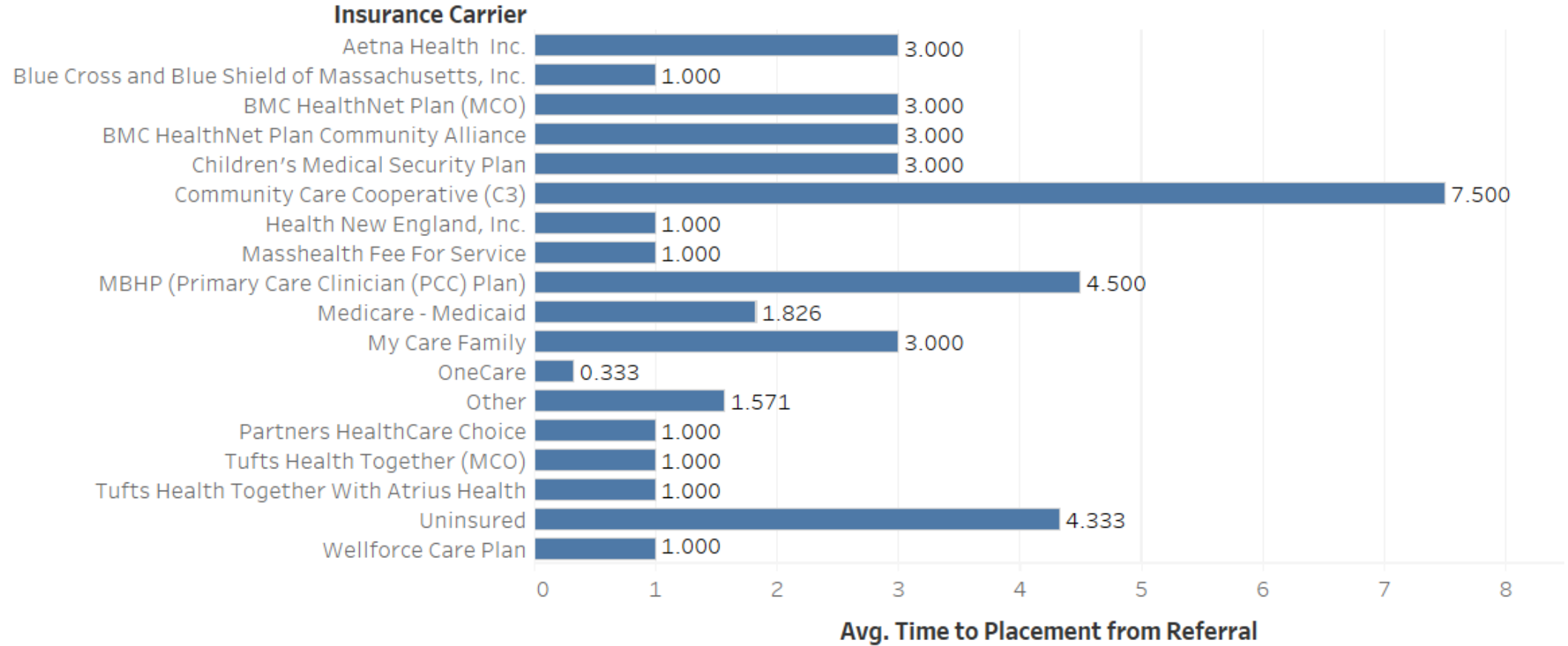
Ages 18+



Average Time to Placement (Days) from Referral by Insurance Carrier

February 2020 Ages 18+

Total Number of Referrals – 58

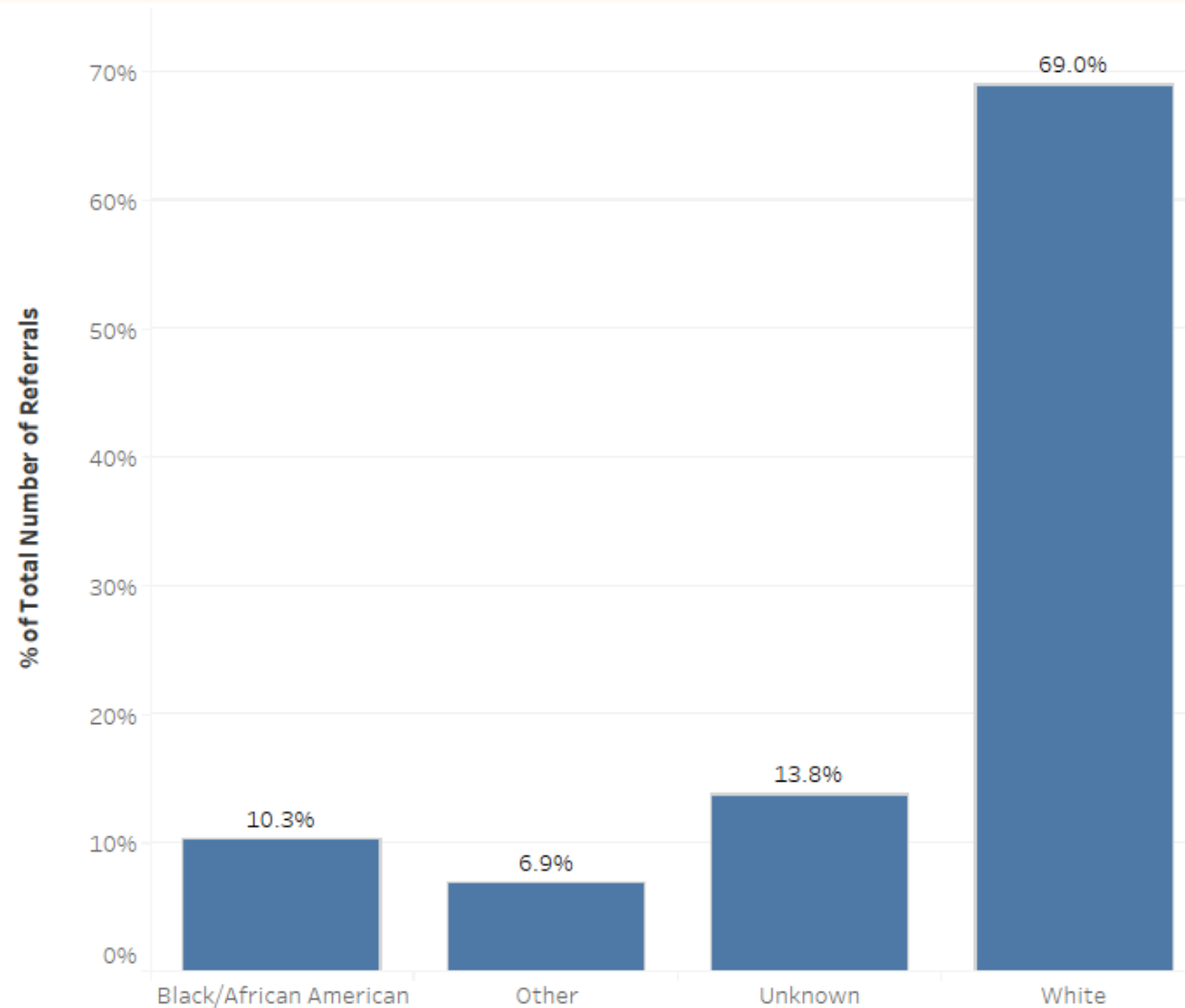


Referrals by Race

Referral Date
February 2020

Age Range
Ages 18+

Percentage of Referrals by Race
February 2020 Ages 18+
Total Number of Referrals – 58



Referrals by Race
February 2020 Ages 18+
Total Number of Referrals – 58

Race	
Black/African American	6
Other	4
Unknown	8
White	40
Grand Total	58

Referrals by Ethnicity

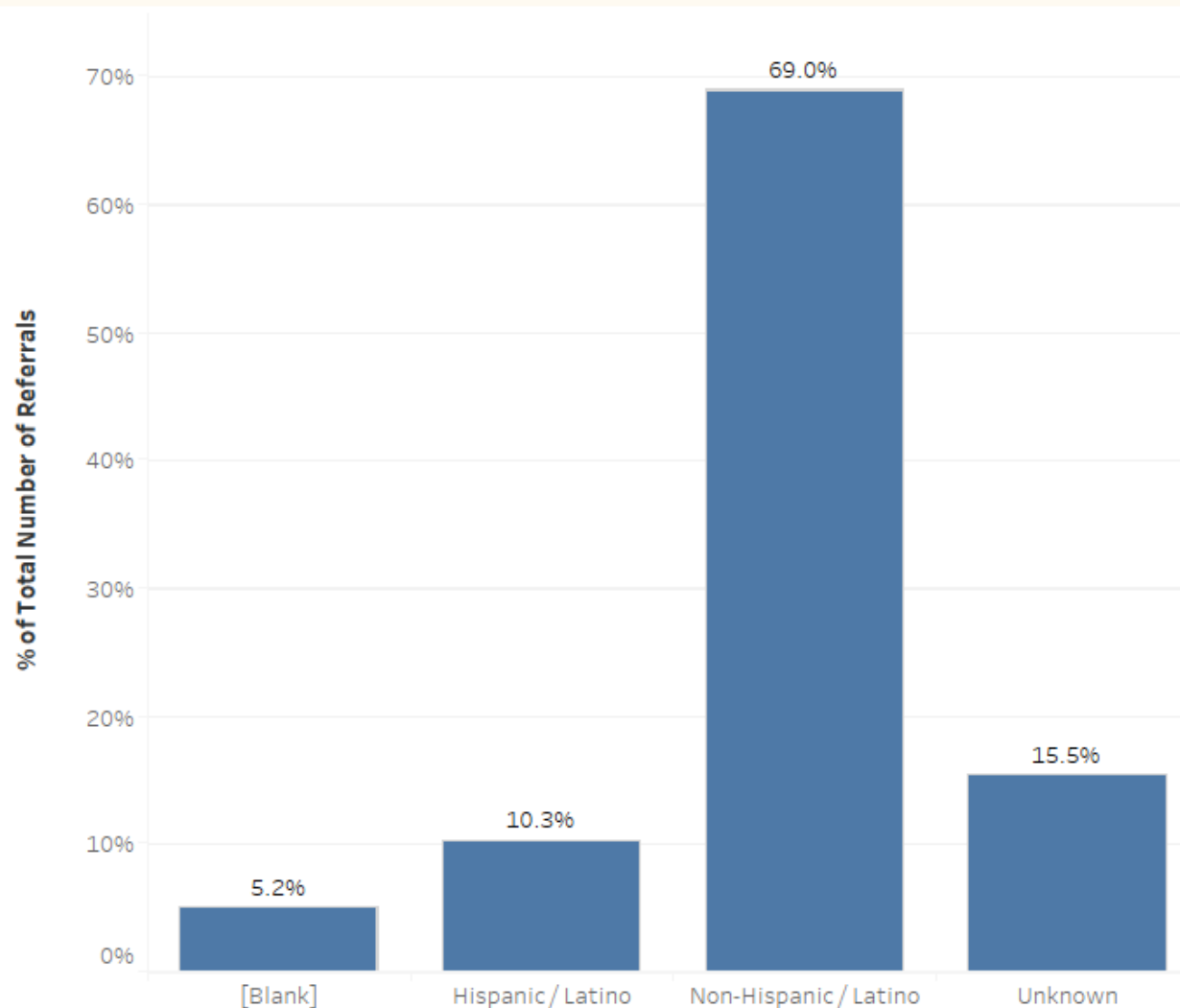
Referral Date
February 2020

Age Range
Ages 18+

Percentage of Referrals by Ethnicity

February 2020 Ages 18+

Total Number of Referrals – 58



Referrals by Ethnicity

February 2020 Ages 18+

Total Number of Referrals – 58

Is Member Hispanic?

[Blank] 3

Hispanic / Latino 6

Non-Hispanic / Latino 40

Unknown 9

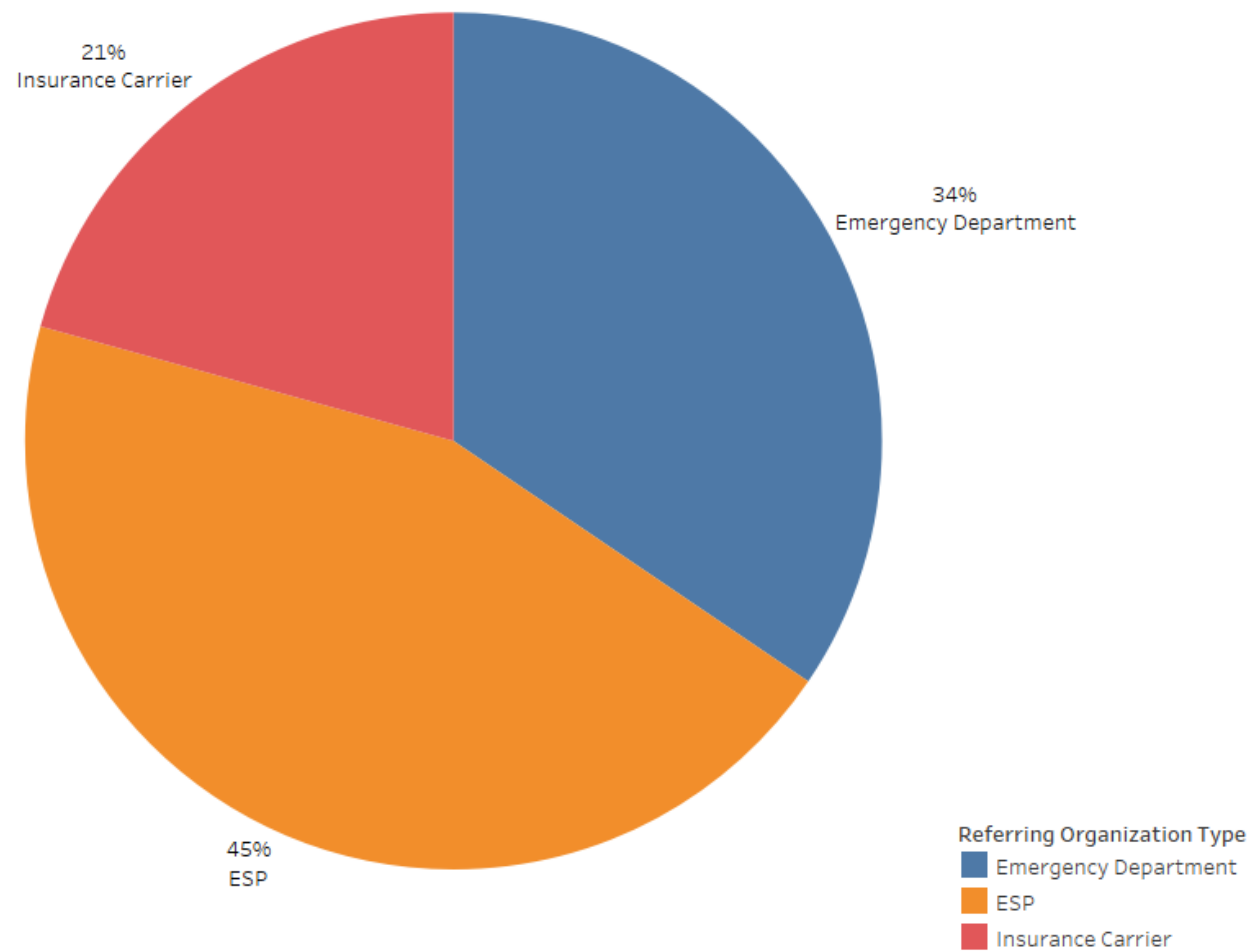
Grand Total 58

Type of Referral

Type of Referral
February 2020 Ages 18+
Total Number of Referrals – 58

Referral Date
February 2020

Age Range
Ages 18+



Type of Referral by Age Group

Type of Referral by Age Group February 2020 Ages 18+

Referral Date
February 2020

Age Range
Ages 18+

Referring Organization Type Age Group

Emergency Department

18-22

15%

23-64

55%

65+

30%

ESP

18-22

4%

23-64

77%

65+

19%

Insurance Carrier

18-22

8%

23-64

92%

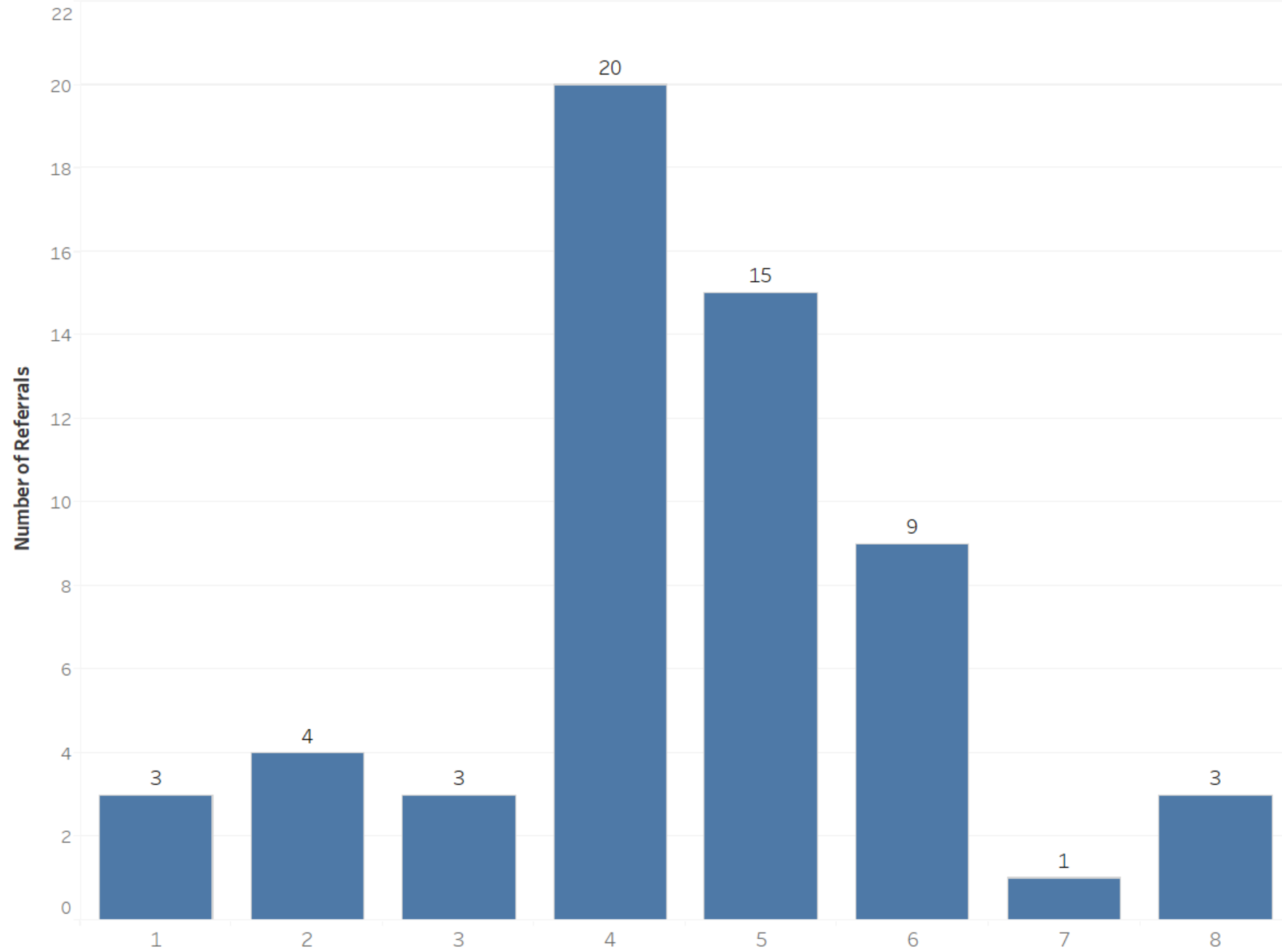
0% 10% 20% 30% 40% 50% 60% 70% 80% 90% 100%

% of Total Number of Referrals

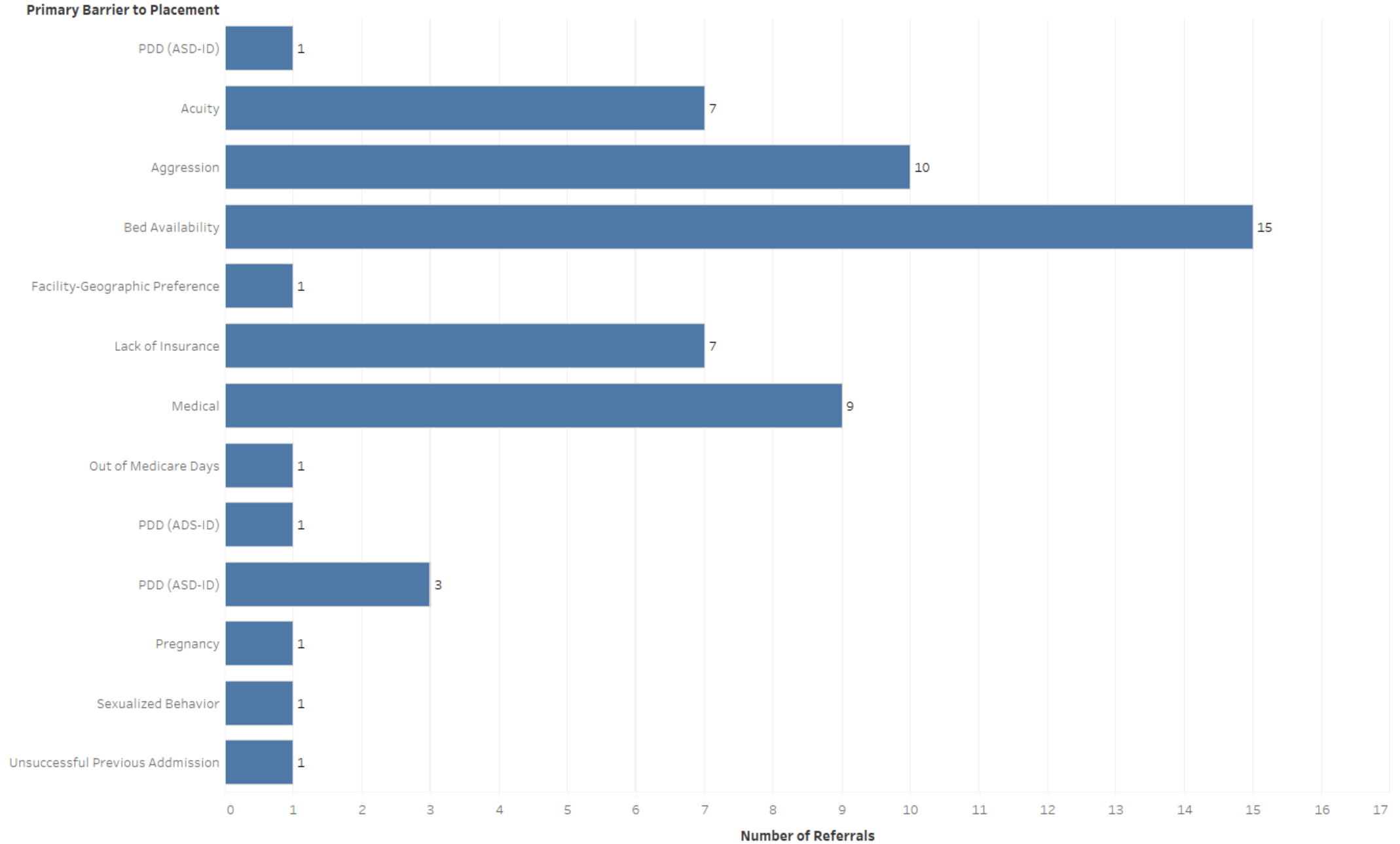
Time to Referral (Days) from Initial Evaluation

February 2020 Ages 18+

Total Number of Referrals – 58

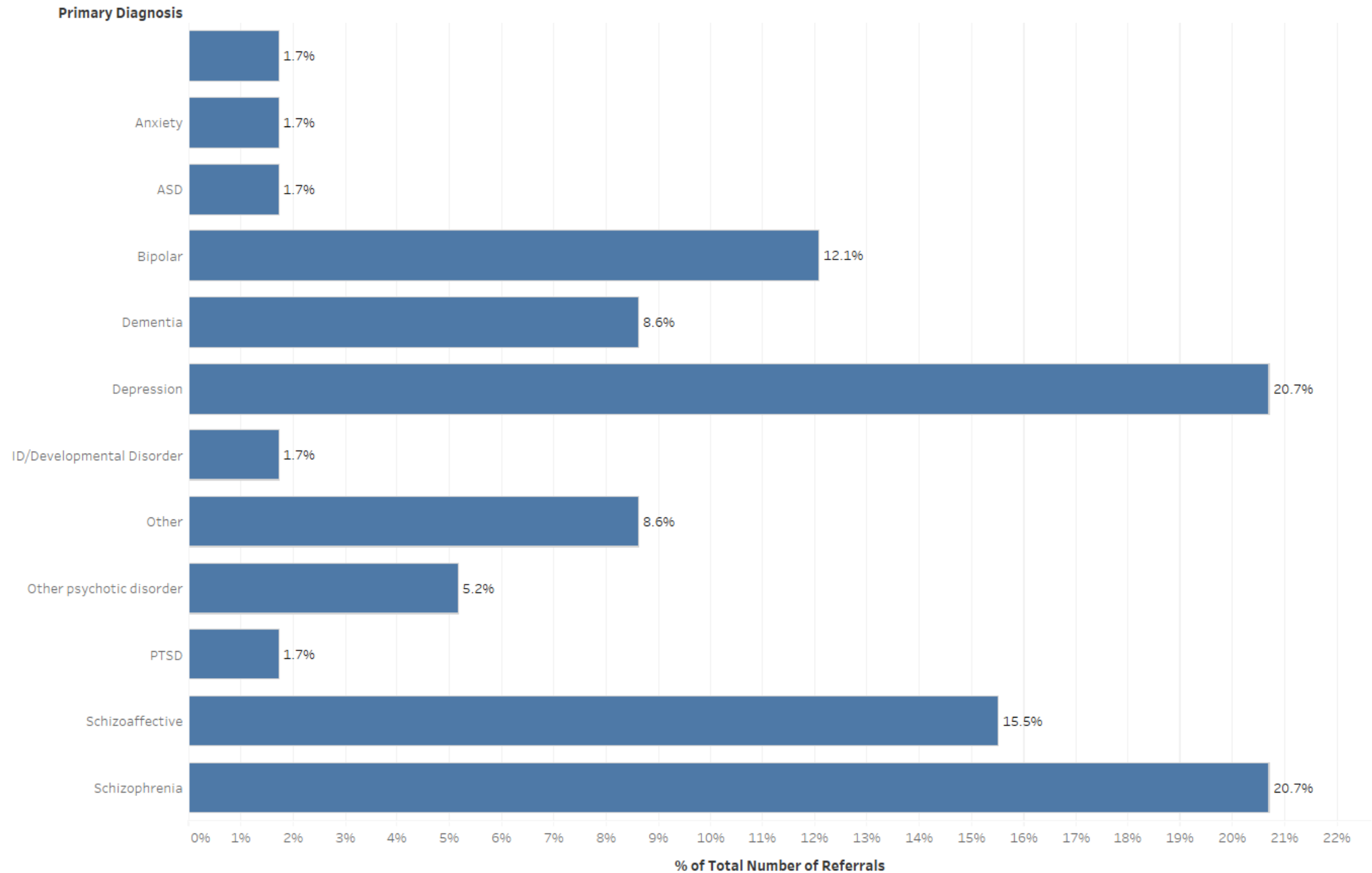


Primary Barriers to Placement
February 2020 Ages 18+
Total Number of Referrals – 58



Primary Diagnosis

February 2020 Ages 18+



Top Boarding/Placement Hospitals

Top Boarding Hospitals February 2020 Ages 18+		Top Placement Hospitals February 2020 Ages 18+	
Boarding Facility (group)		Placement Hospital Name w LOCC Boarding Facility	
Sturdy Memorial	6	Southcoast Behavioral Health	9
Lawrence General	4	Boston Medical Center	2
Leominster Hosp. (UMASS)	4	St. Luke's Hosp. (Southcoast)	2
Mass General Hosp.	4	Hospital for Behavioral Medicine	1
St. Luke's Hosp. (Southcoast)	4	TaraVista Behavioral Health	1
Boston Medical Center	3		
South Shore Hosp.	3		
Cape Cod Hosp.	2		

Boarding Facilities where "Level of Care Changed" February 2020 Ages 18+

Placement Hospital Name (group)	Boarding Facility (group)	
Level of Care Changed	Boston Medical Center	2
	Good Samaritan (Steward)	2
	St. Luke's Hosp. (Southcoast)	2
	Sturdy Memorial	2
	BID Plymouth (Jordan Hosp.)	1
	Charlton Memorial (Southcoast)	1
	Lawrence General	1
	Marlborough Hosp. (UMASS)	1
	Mass General Hosp.	1
	MetroWest Medical Framingham	1
	St. Vincent's Hosp.	1
	Grand Total	15

Referrals for Uninsured by Boarding / Placement Hospital

Referrals for Uninsured by Boarding Hospital February 2020 Ages 18+		Referrals for Uninsured by Placement Hospital February 2020 Ages 18+	
Boarding Facility		Placement Hospital Name	
Good Samaritan (Steward)	1	Change in Level of Care	1
Lawrence General	1	Corrigan Mental Health Center	1
Mass General Hosp.	1	Hospital for Behavioral Medicine	1
Milford Regional Medical	1	Level of Care Changed	1
South Shore Hosp.	1	TaraVista Behavioral Health	1
Grand Total	5	Grand Total	5

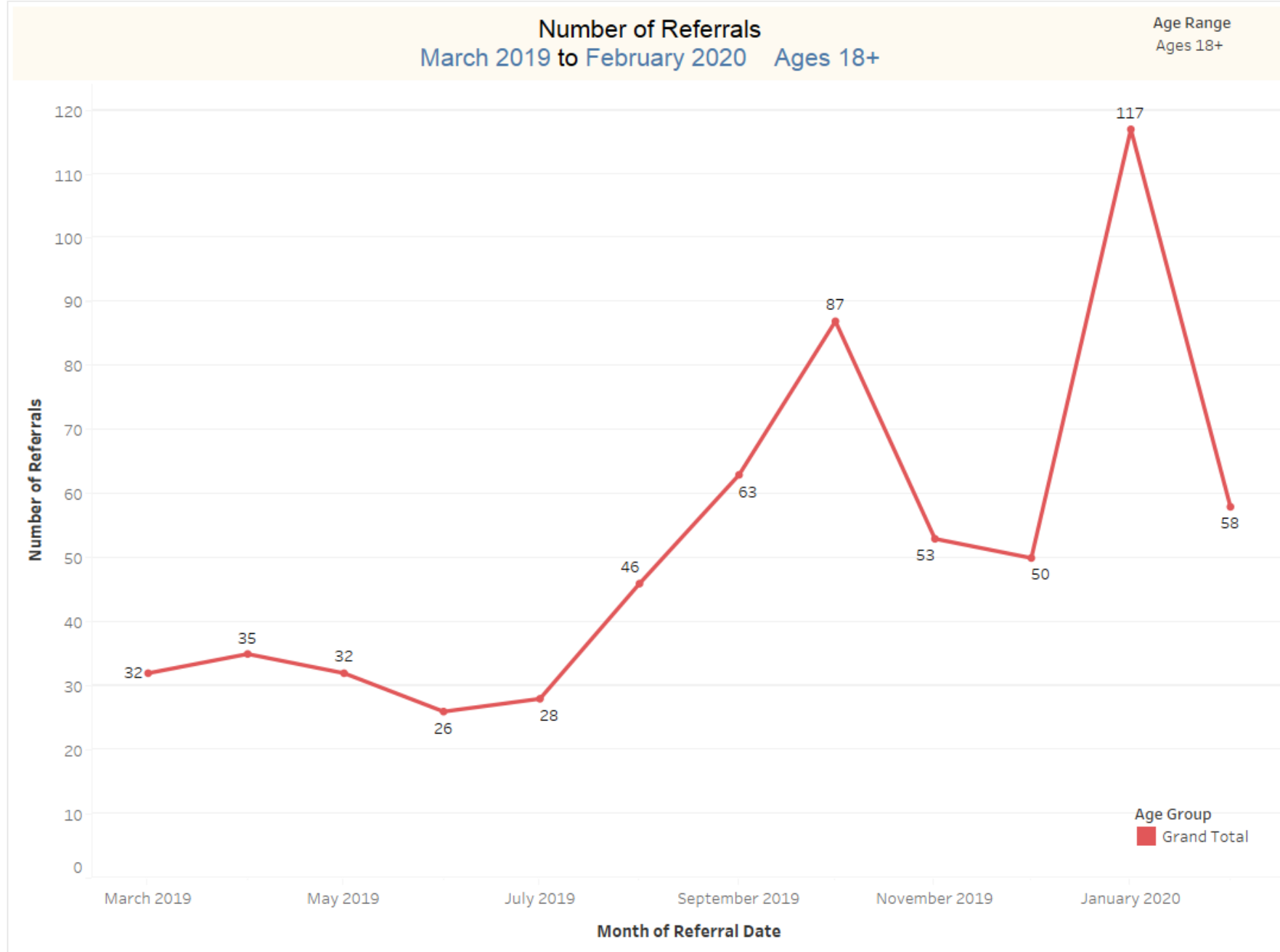
Note: "Uninsured" includes both Uninsured and HSN populations

Last 12 Months Accumulated Data

March 2019 through February 2020

Total Referrals for the Period: 627

Number of Referrals - 12 months

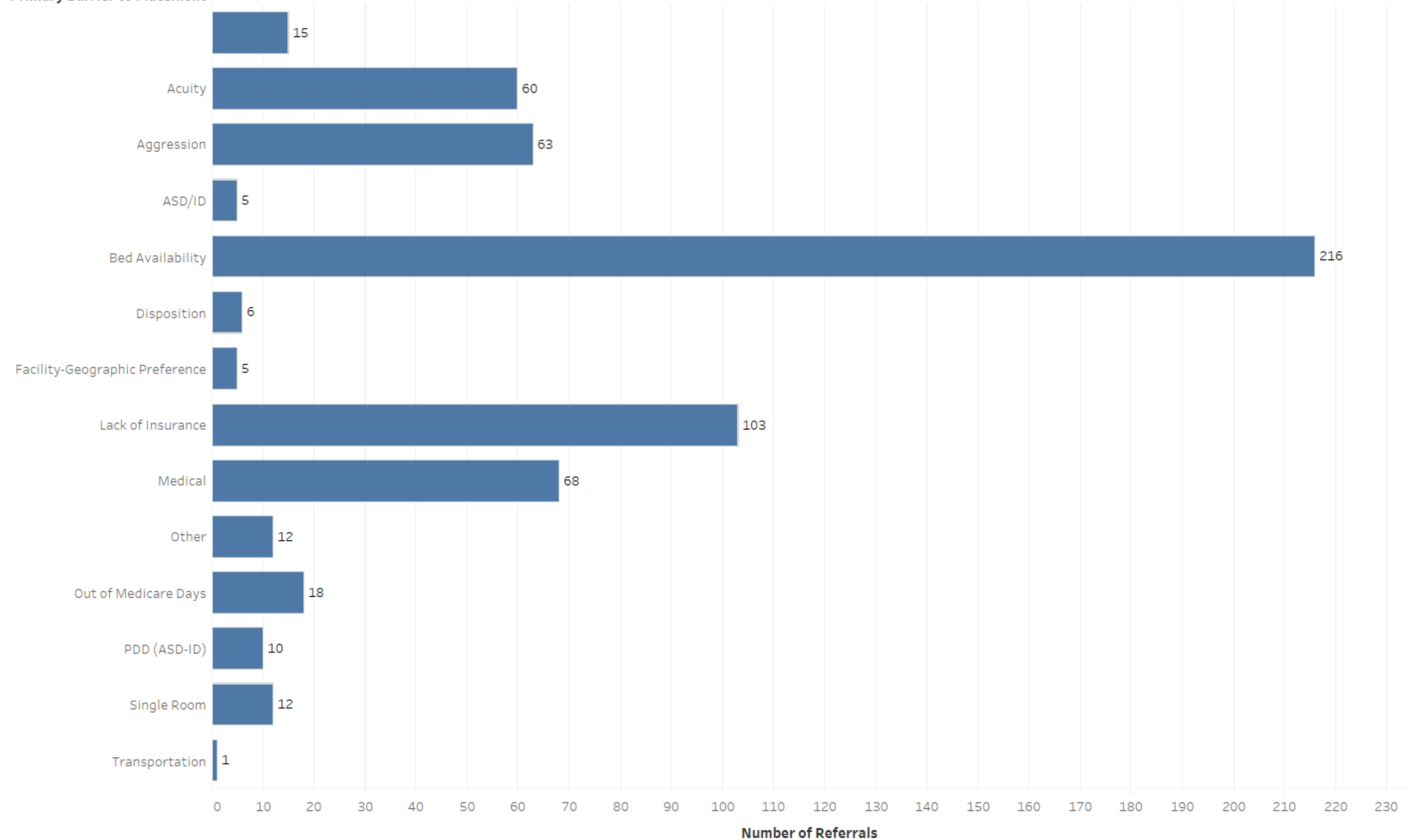


Top 15 Primary Barriers to Placement - 12 months

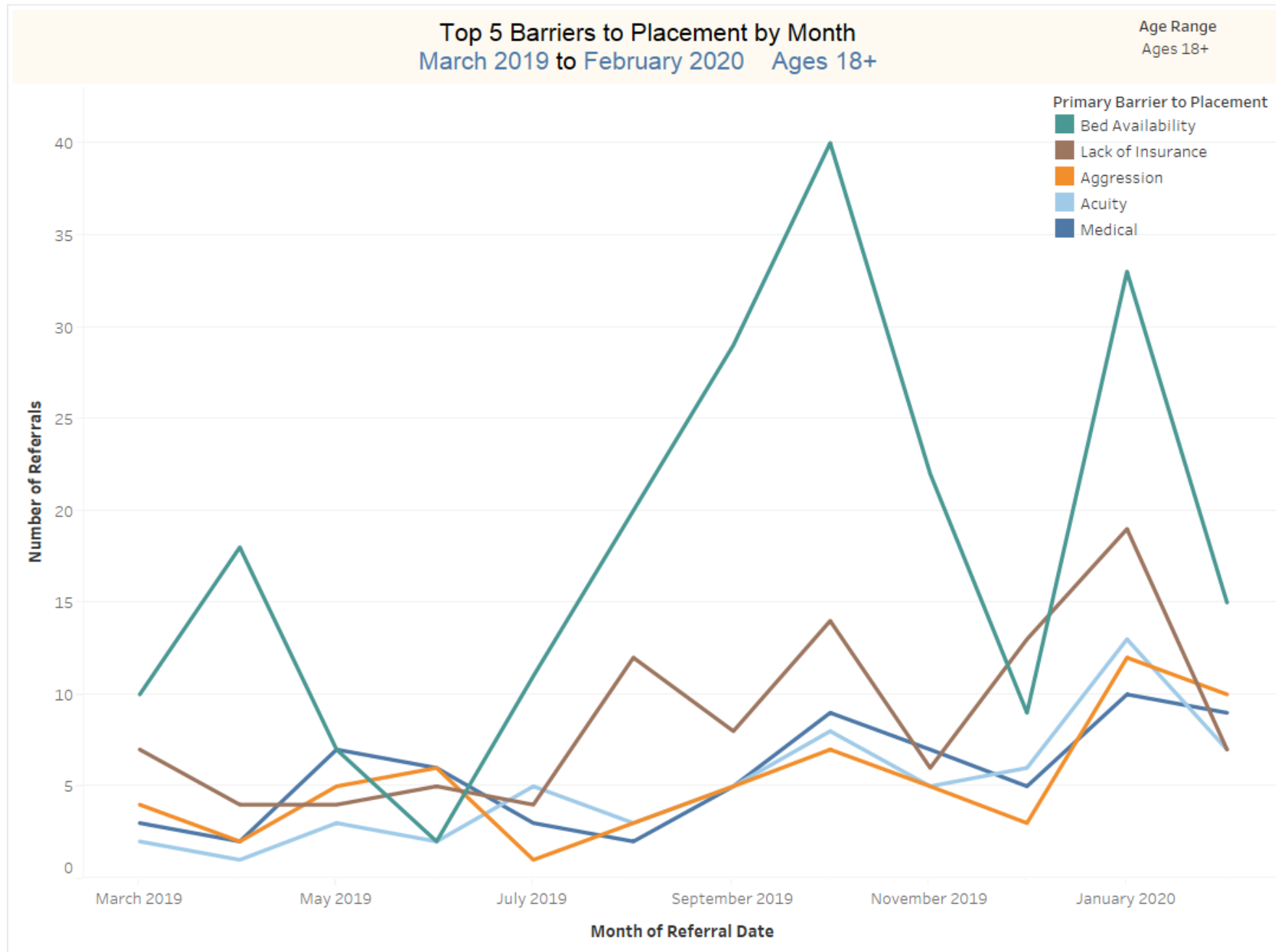
March 2019 to February 2020 Ages 18+

Total Number of Referrals – 594

Primary Barrier to Placement



Top 5 Barriers to Placement by Month - 12 months



Top 5 Barriers to Placement by Month - 12 months

Top 5 Barriers to Placement by Month March 2019 to February 2020 Ages 18+

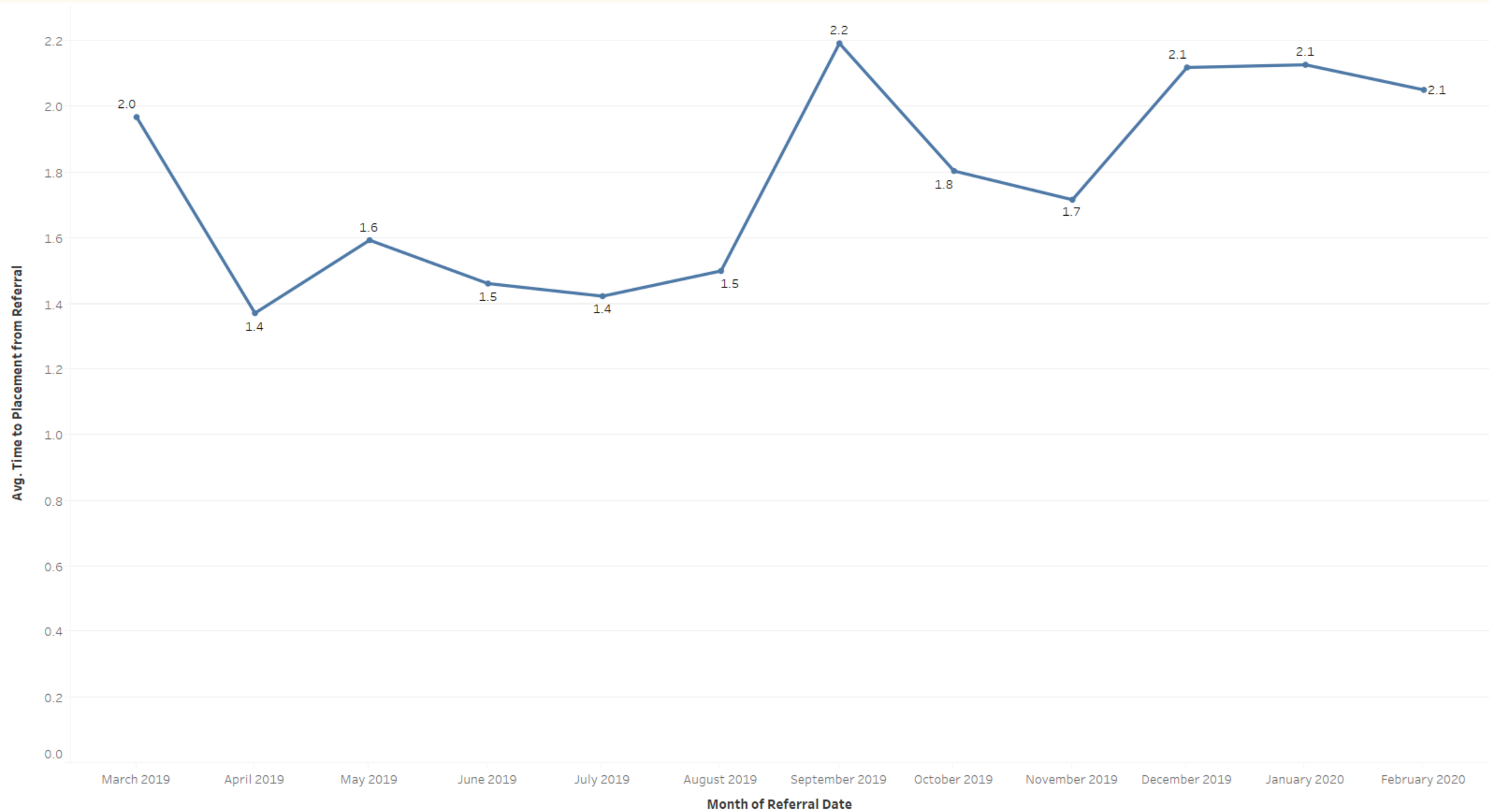
Age Range
Ages 18+

Primary Barrier to Placement	Month of Referral Date												Grand Total
	March 2019	April 2019	May 2019	June 2019	July 2019	August 2019	September 2019	October 2019	November 2019	December 2019	January 2020	February 2020	
Bed Availability	10	18	7	2	11	20	29	40	22	9	33	15	216
Lack of Insurance	7	4	4	5	4	12	8	14	6	13	19	7	103
Aggression	4	2	5	6	1	3	5	7	5	3	12	10	63
Acuity	2	1	3	2	5	3	5	8	5	6	13	7	60
Medical	3	2	7	6	3	2	5	9	7	5	10	9	68
Grand Total	26	27	26	21	24	40	52	78	45	36	87	48	510

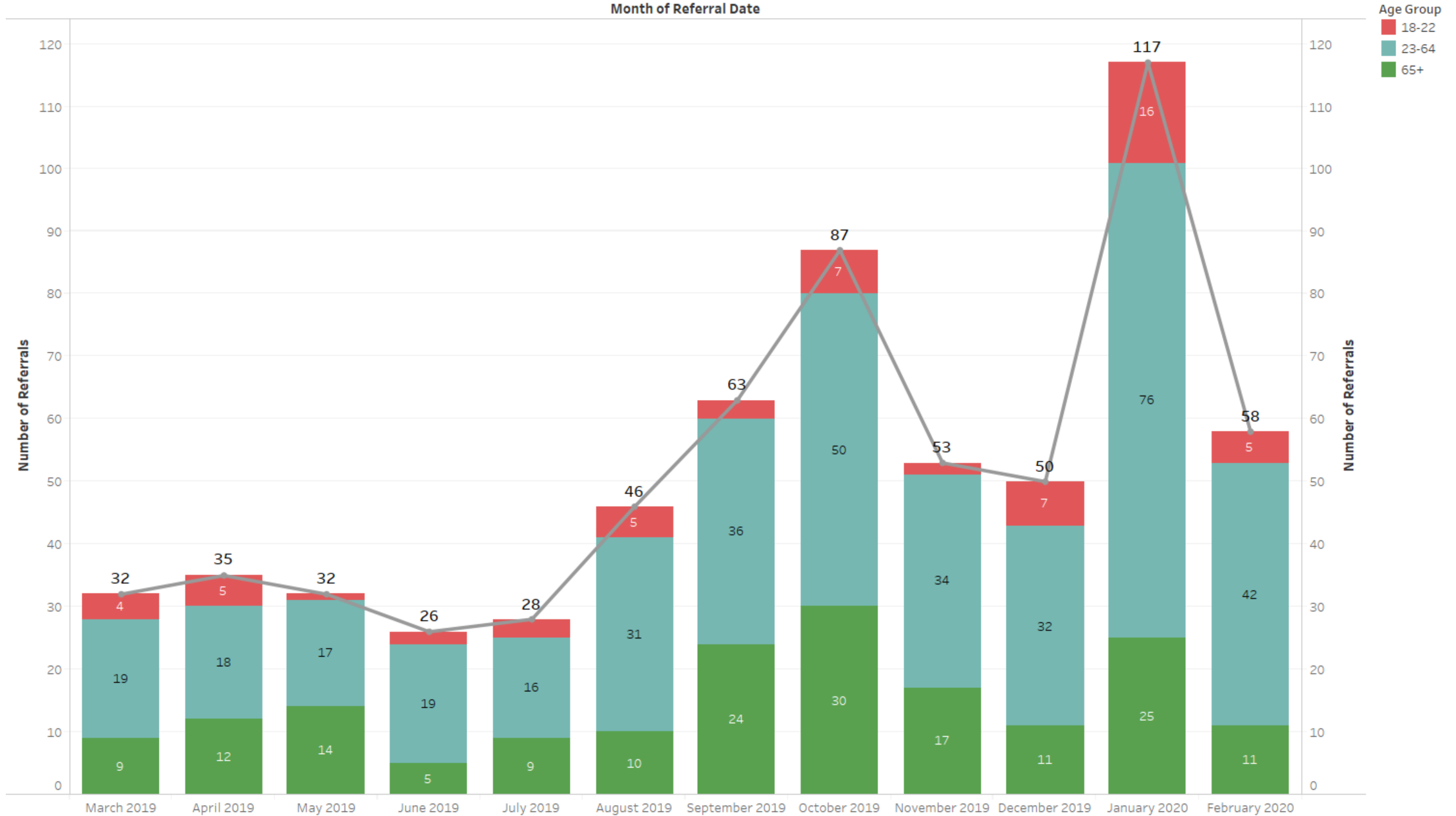
Average Time (Days) to Placement from Referral by Referral Date

March 2019 to February 2020 Ages 18+

Total Number of Referrals – 627



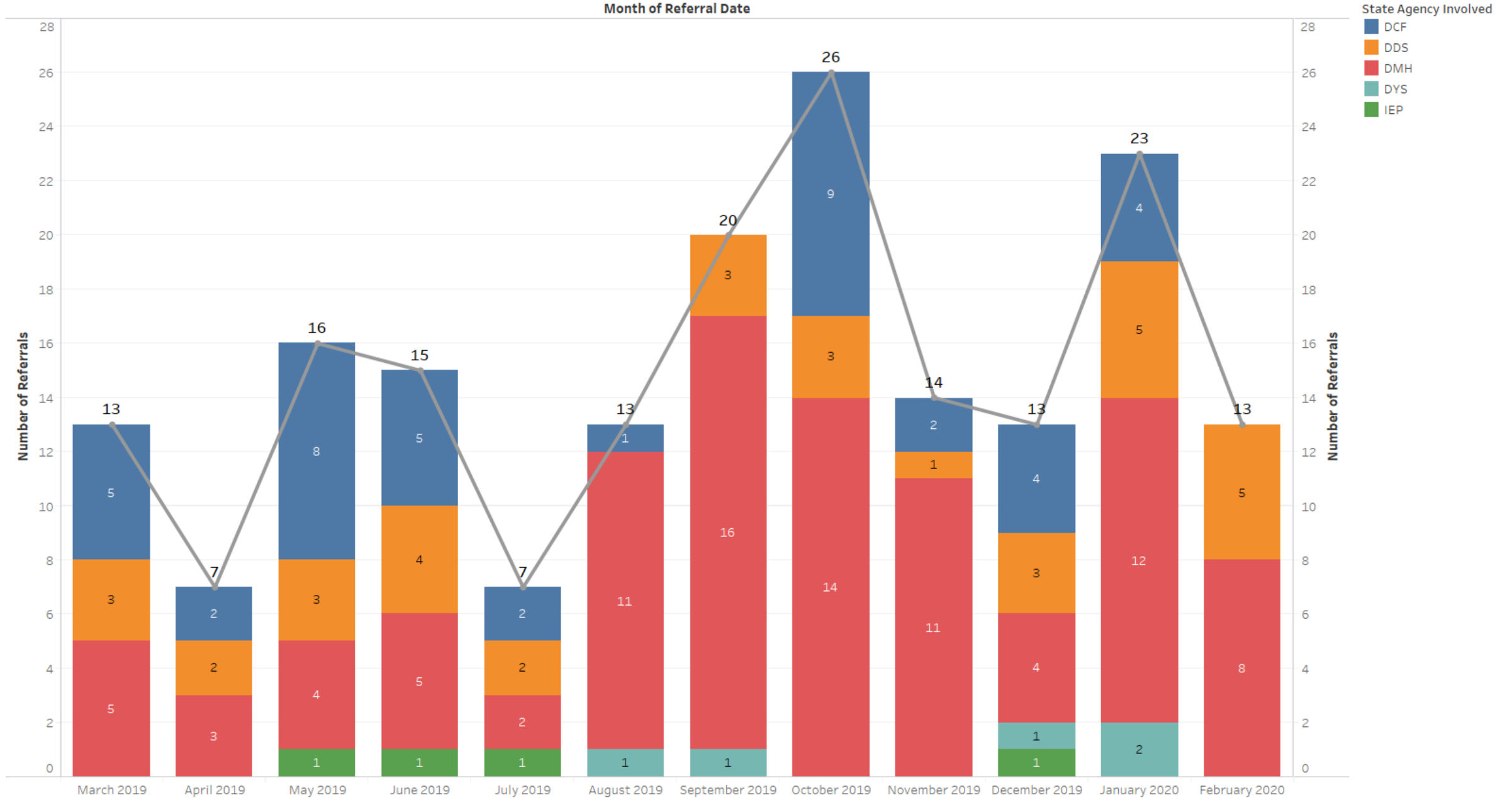
Number of Referrals by Age Group
March 2019 to February 2020 Ages 18+
Total Number of Referrals – 627



Number of Referrals with State Agency Involvement

March 2019 to February 2020 Ages 18+

Total Number of Referrals with State Agency Involvement – 180



Top 10 Boarding / Placement Hospitals - 12 months

Top 10 Boarding Hospitals March 2019 to February 2020 Ages 18+

Boarding Facility	
Children's Hosp.	19
St. Luke's Hosp. (Southcoast)	46
Mass General Hosp.	31
Sturdy Memorial	37
BID Plymouth (Jordan Hosp.)	40
South Shore Hosp.	31
Lawrence General	28
Leominster Hosp. (UMASS)	25
Lowell General Hosp.	16
Baystate Medical Springfield	15
Grand Total	288

Top 10 Placement Hospitals March 2019 to February 2020 Ages 18+

Placement Hospital Name	
Level of Care Changed	98
CHA Cambridge Hospital	25
Southcoast Behavioral Health	51
Westborough Behavioral Healthcare Hospital, LLC	18
Hospital For Behavioral Medicine	16
Arbour Hospital	34
Children's Hospital	1
Discharged	16
Anna Jaques Hospital	10
TaraVista Behavioral Health	7
Grand Total	276

Top 10 Boarding / Placement Hospitals - 12 months (0-17 and 18+)

Top 10 Boarding Hospitals March 2019 to February 2020 Ages 0 - 17 & Ages 18+

Boarding Facility	Age Range	
	Ages 0 - 17	Ages 18+
Children's Hosp.	88	19
St. Luke's Hosp. (Southcoast)	21	46
Mass General Hosp.	19	31
Sturdy Memorial	11	37
BID Plymouth (Jordan Hosp.)	7	40
South Shore Hosp.	16	31
Lawrence General	12	28
Leominster Hosp. (UMASS)	8	25
Lowell General Hosp.	16	16
Baystate Medical Springfield	15	15
Grand Total	213	288

Top 10 Placement Hospitals March 2019 to February 2020 Ages 0 - 17 & Ages 18+

Placement Hospital Name	Age Range	
	Ages 0 - 17	Ages 18+
Level of Care Changed	61	98
CHA Cambridge Hospital	70	25
Southcoast Behavioral Health	16	51
Westborough Behavioral Healthcare Hospital, LLC	46	18
Hospital For Behavioral Medicine	43	16
Arbour Hospital	24	34
Children's Hospital	28	1
Discharged	11	16
Anna Jaques Hospital	15	10
TaraVista Behavioral Health	18	7
Grand Total	332	276