

EPIA
February 2020
All Ages

Total Referrals for the Period: 154

Expedited Psychiatric Admissions Dashboard – February 2020¹

Expedited Psychiatric Inpatient Admission Dashboard	February 2020				January 2020			Variance (Jan. vs. Feb.)		Percent Change (Jan. vs. Feb.)		YTD (Rolling 12 Months)	
	Referrals	Time to Placement (Days)			Referrals	ATP ³		Referrals	ATP ³	Referrals	ATP ³	Referrals	ATP ³
		Average	Max										
SUMMARY	154	2.41	14		170	2.40		-16	0.01	-9%	0%	1072	2.08
Age Groups													
0-12	40	26%	2.55	14	26	15%	3.23	14	-0.68	54%	-21%	274	2.27
13-17	56	36%	2.63	12	31	18%	2.93	25	-0.30	81%	-10%	251	2.46
Subtotal: 0-17	96	62%	2.59	14	57	34%	3.07	39	-0.48	68%	-16	525	2.36
18-22	5	3%	4.80	13	16	9%	3.13	-11	1.67	-69%	53%	61	2.69
23-64	42	27%	1.86	10	76	45%	2.09	-34	-0.23	-45%	-11%	377	1.82
65+	11	7%	1.55	3	21	12%	1.14	-10	0.41	-48%	36%	109	1.32
Insurance Coverage													
Commercial	33	21%	2.76	14	27	16%	3.52	6	-0.76	22%	-22%	169	2.53
Health Safety Net	0	0%	0.00	0	4	2%	2.00	-4	-2.00	-	-	13	1.15
MassHealth ACO/MCO ⁴	76	49%	2.37	13	66	39%	2.44	10	-0.07	15%	-3%	462	2.27
MassHealth Fee-for-Service	1	0%	1.00	1	6	4%	1.50	-5	-0.50	-83%	-33%	22	1.86
MassHealth (Unspecified)	4	3%	3.50	10	8	5%	0.75	-4	2.75	-50%	367%	53	1.36
Medicare Only	7	5%	1.57	4	11	6%	2.27	-4	-0.70	-36%	-31%	53	1.83
Medicaid only - Out of State	1	0%	6.00	6	2	1%	1.00	-1	5.00	-50%	500%	15	1.67
Medicaid-Medicare	23	15%	1.52	10	36	21%	2.36	-13	-0.84	-36%	-36%	187	1.80
Tricare (VA)	0	0%	0.00	0	0	0%	0.00	0	0.00	-	-	1	2.00
Uninsured	9	6%	3.33	5	10	6%	2.10	-1	1.23	-10%	59%	97	1.74
State Agency Engagement													
DCF	27		2.15	10	19		1.95	8	0.20	42%	10%	185	2.17
DDS	8		1.88	6	5		5.40	2	-3.52	60%	-65%	45	3.49
DMH	23		2.96	12	16		3.43	11	-0.47	44%	-14%	148	2.39
DYS	0		0.00	0	3		6.67	0	0.00	-	-	12	2.92

¹ Time to placement is calculated as the number of days after DMH receives a referral and the patient is placed/discharged from the Emergency Room.

³ ATP: Average Time to Placement

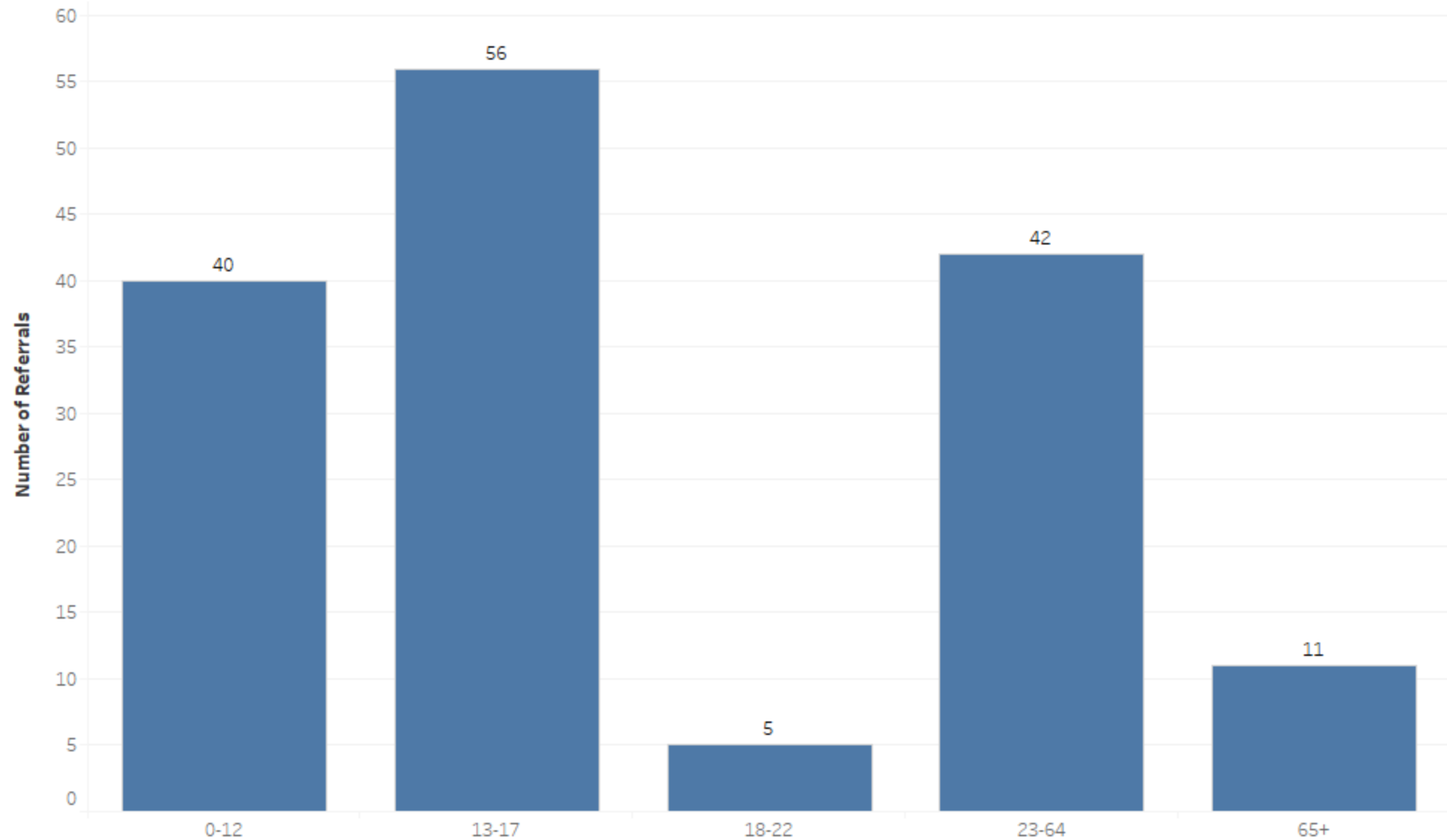
⁴ ACO/MCO data includes the PCC Plan

Referrals by Age Group

Number of Referrals **All Ages** by Age Group
February 2020 Total Number of Referrals – 154

Referral Date
February 2020

Age Range
All Ages

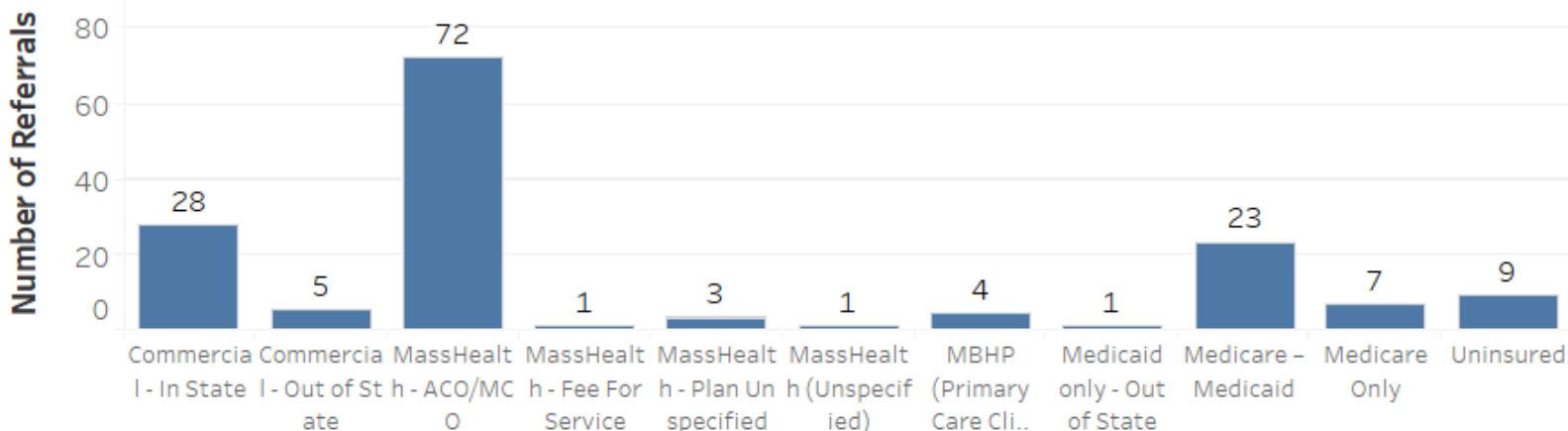


Referrals by Insurance Plan Type

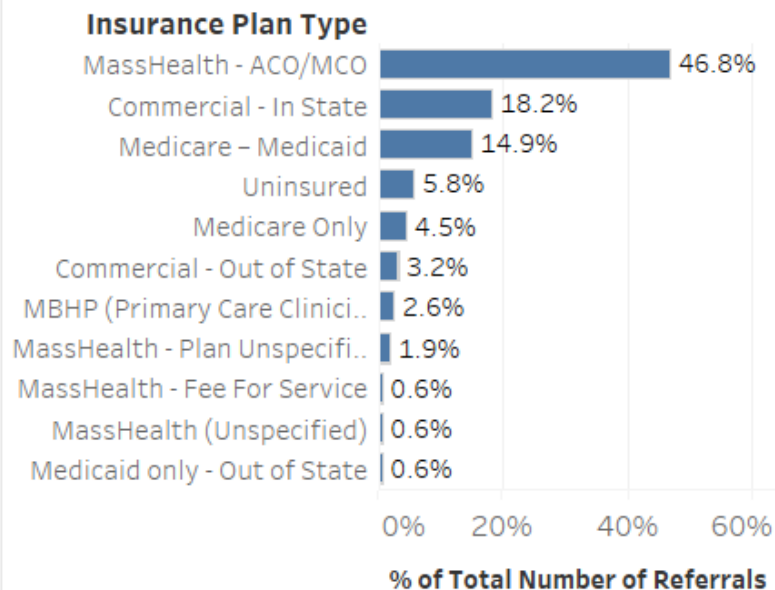
Number of Referrals **All Ages** by Insurance Plan Type
February 2020 Total Number of Referrals – 154

Referral Date
February 2020

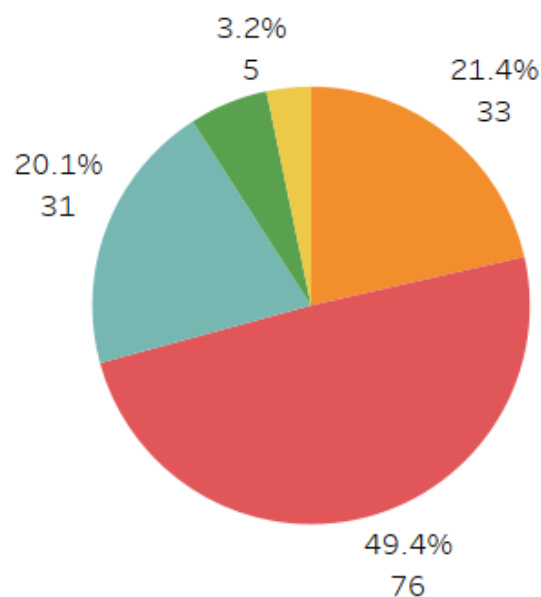
Age Range
All Ages



Percentage of Referrals **All Ages** by Insurance Plan Type



Percentage of Referrals **All Ages** by Insurance Plan Type (group)



Insurance Plan Type (group)

- Commercial
- Managed Medicaid
- Medicare Medicaid
- Uninsured
- Unmanaged Medicaid

Average Time to Placement from Referral by Age Group

Average Time (Days) to Placement from Referral by Age Group

February 2020 All Ages

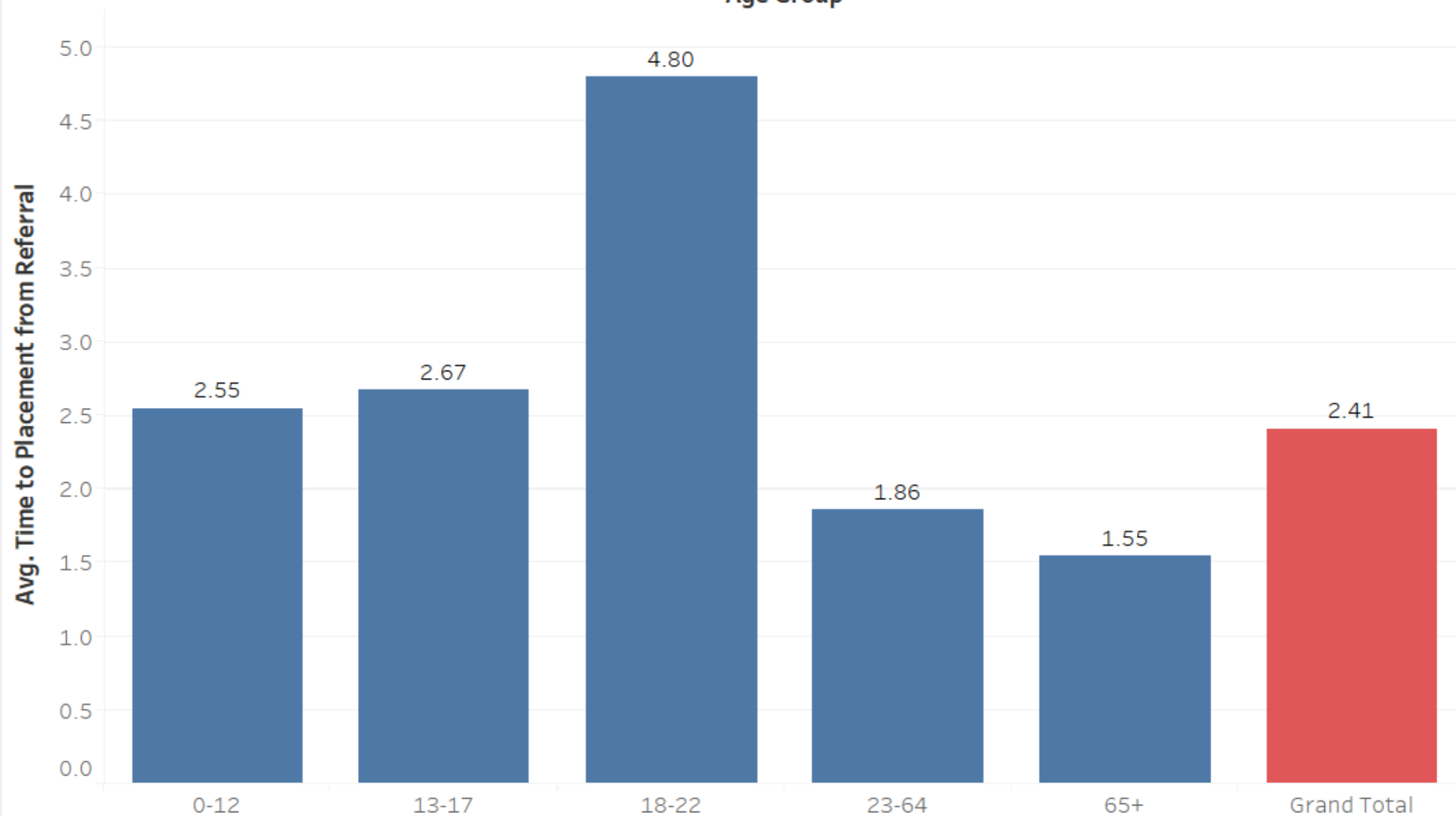
Referral Date

February 2020

Age Range

All Ages

Age Group



Average Time to Placement from Referral by Age

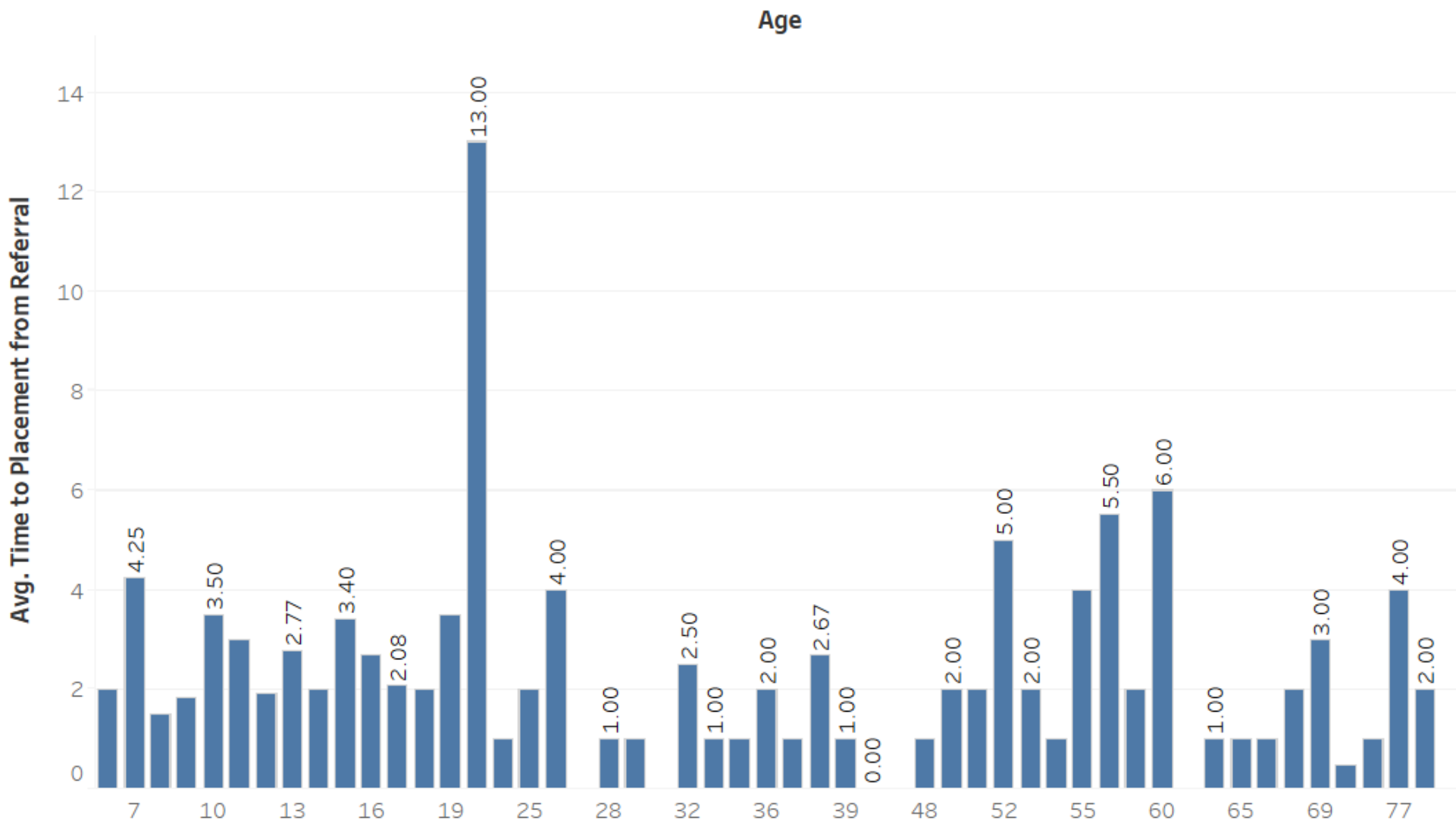
Average Time (Days) to Placement from Referral by Age

February 2020 All Ages

Total Number of Referrals – 154

Referral Date
February 2020

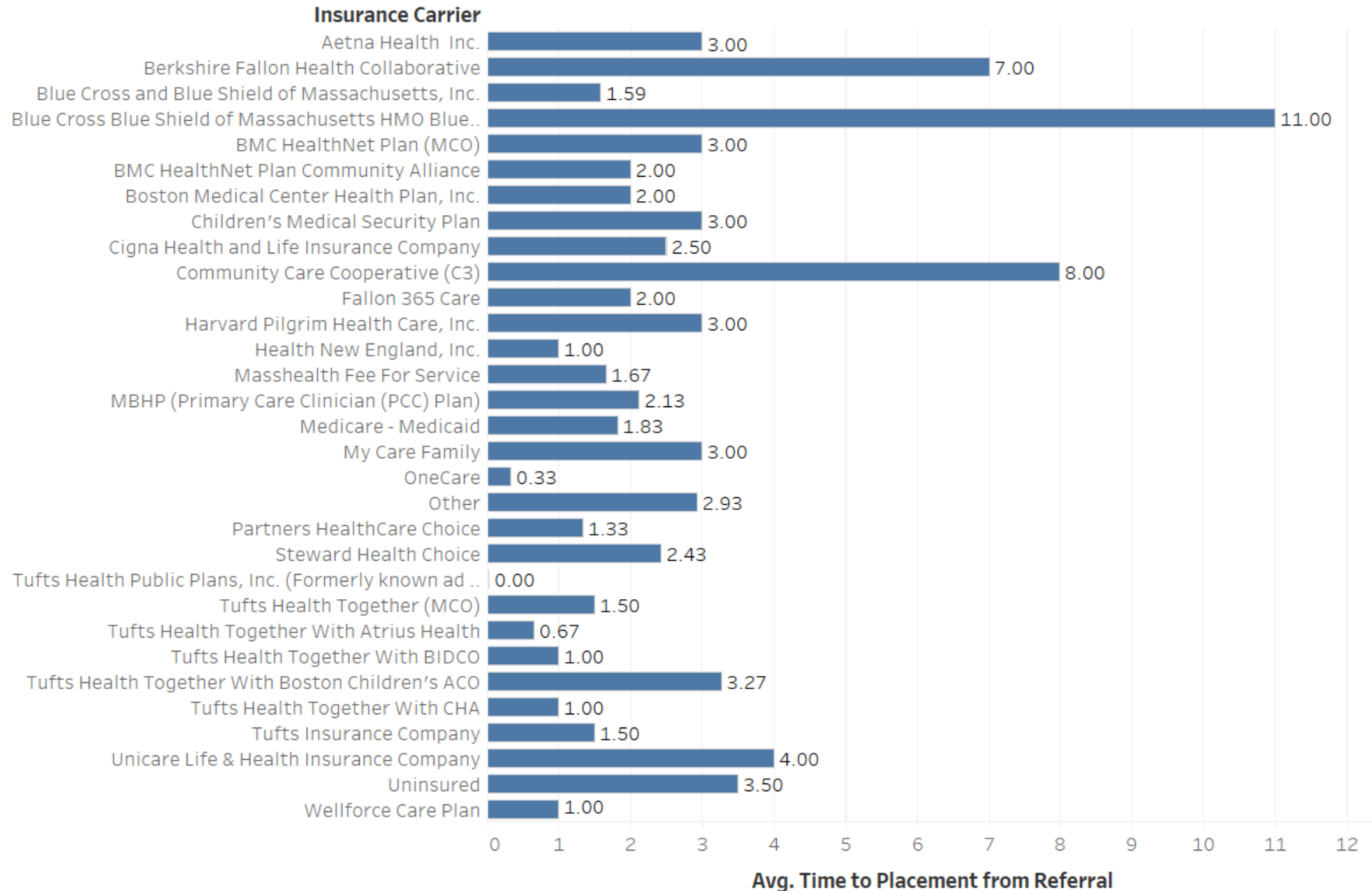
Age Range
All Ages



Average Time to Placement (Days) from Referral by Insurance Carrier

February 2020 All Ages

Total Number of Referrals – 154

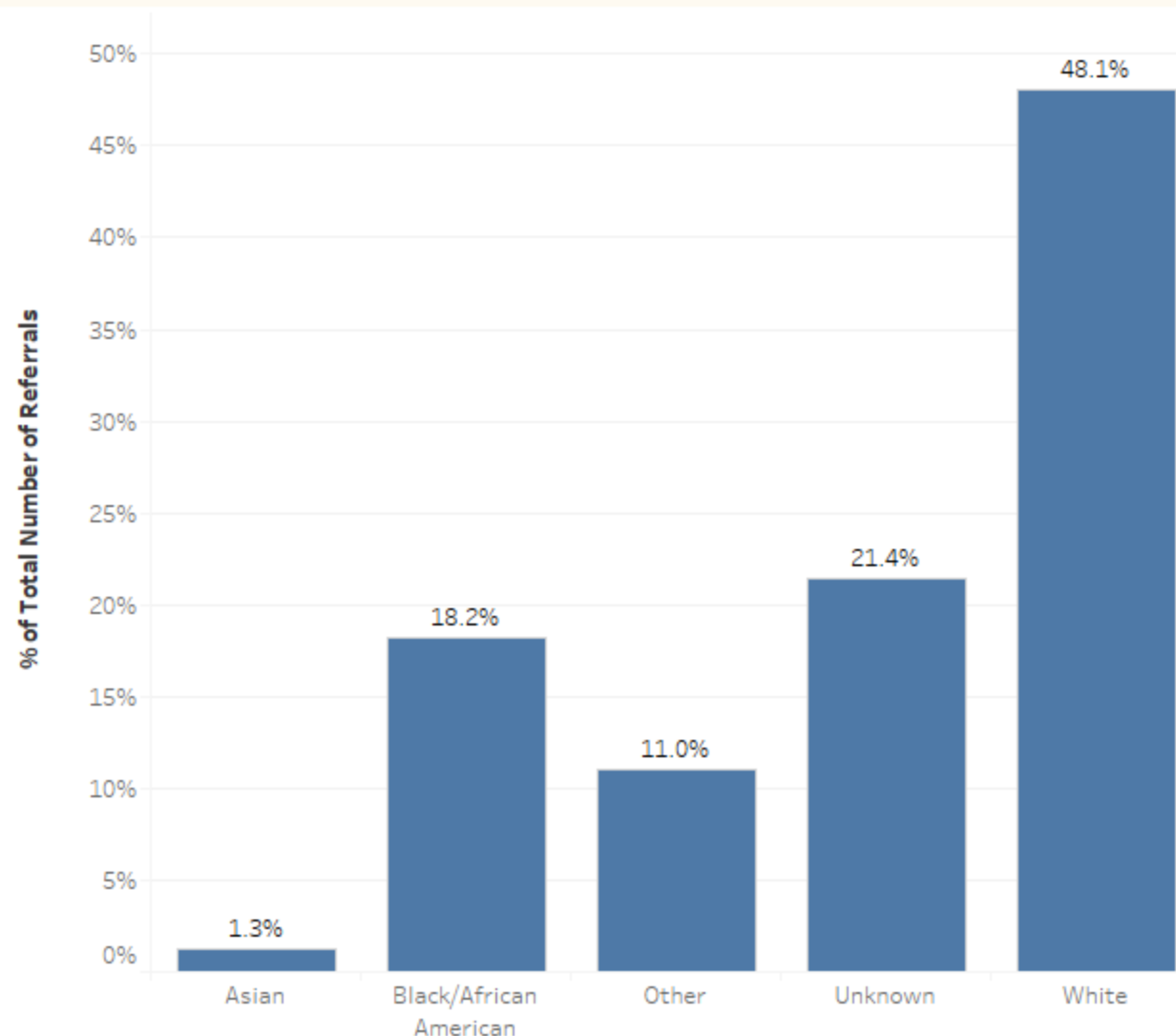


Referrals by Race

Referral Date
February 2020

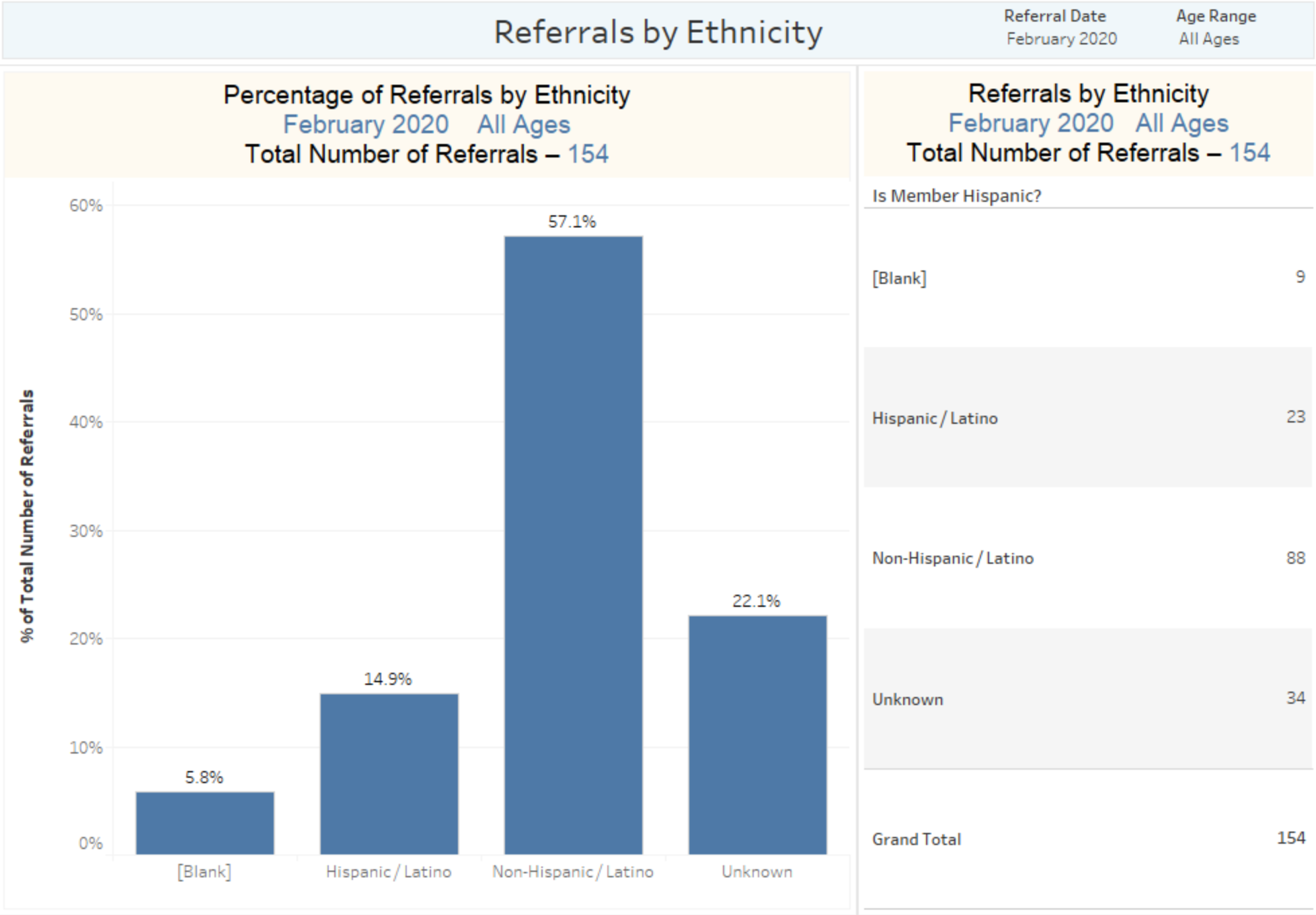
Age Range
All Ages

Percentage of Referrals by Race
February 2020 All Ages
Total Number of Referrals – 154



Referrals by Race
February 2020 All Ages
Total Number of Referrals – 154

Race	
Asian	2
Black/African American	28
Other	17
Unknown	33
White	74
Grand Total	154

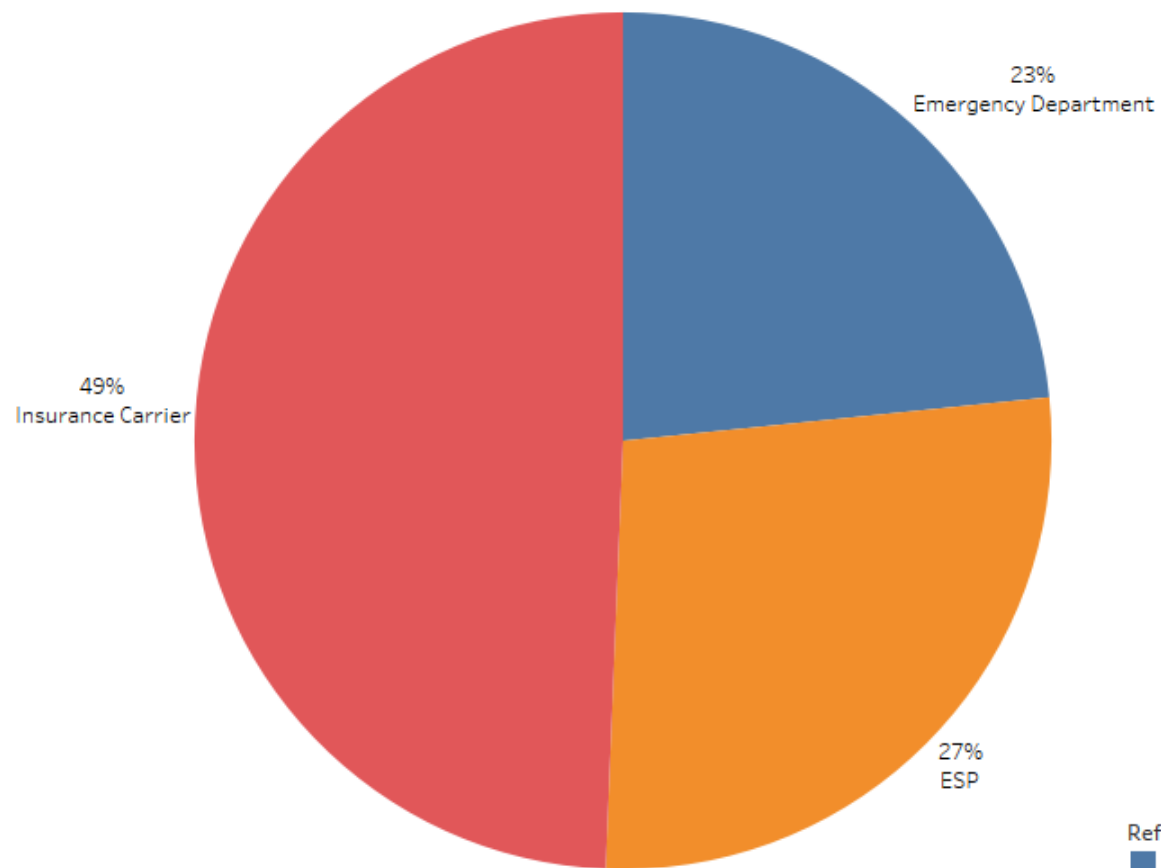


Type of Referral

Type of Referral
February 2020 All Ages
Total Number of Referrals – 154

Referral Date
February 2020

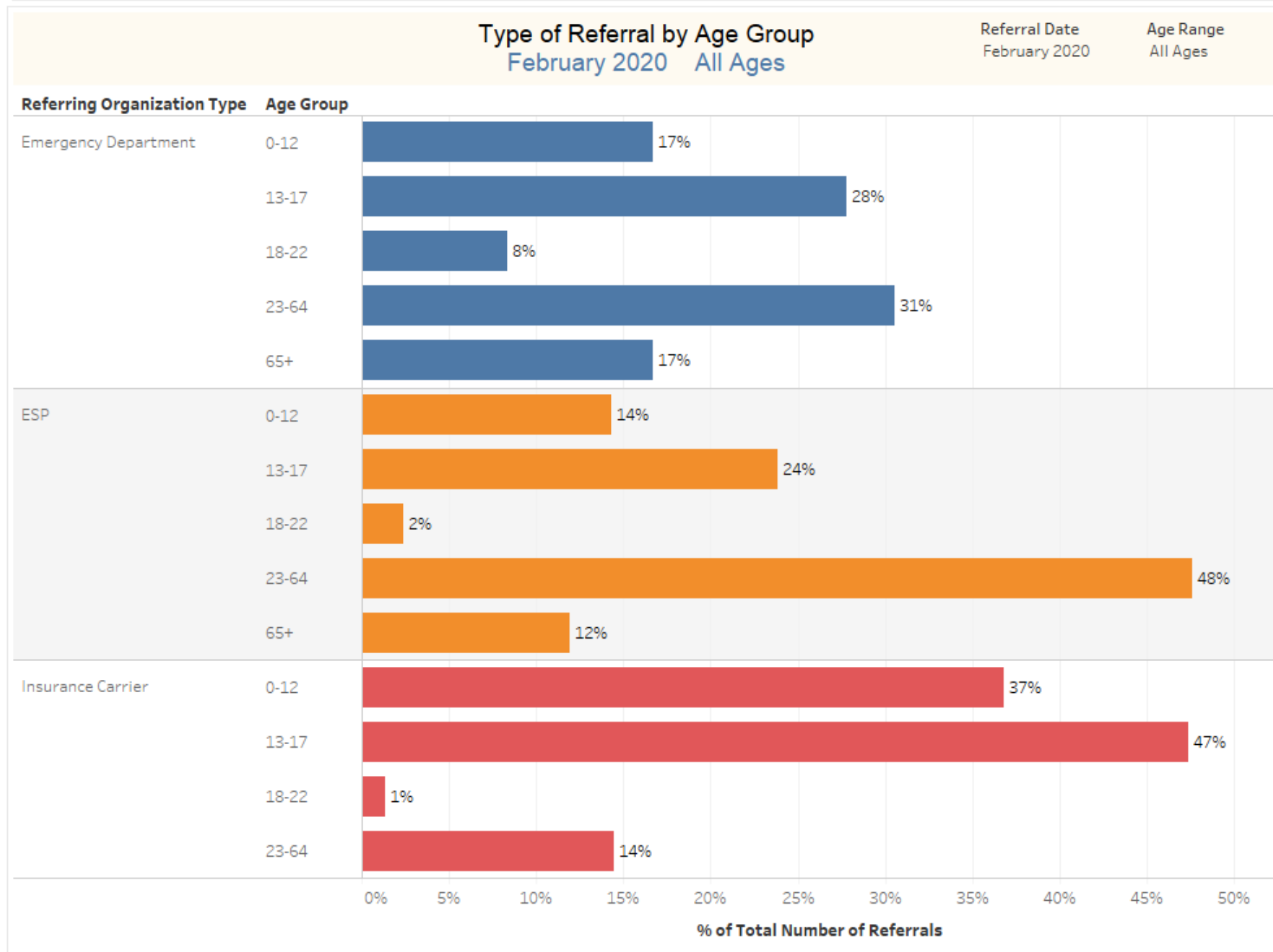
Age Range
All Ages



Referring Organization Type

- Emergency Department
- ESP
- Insurance Carrier

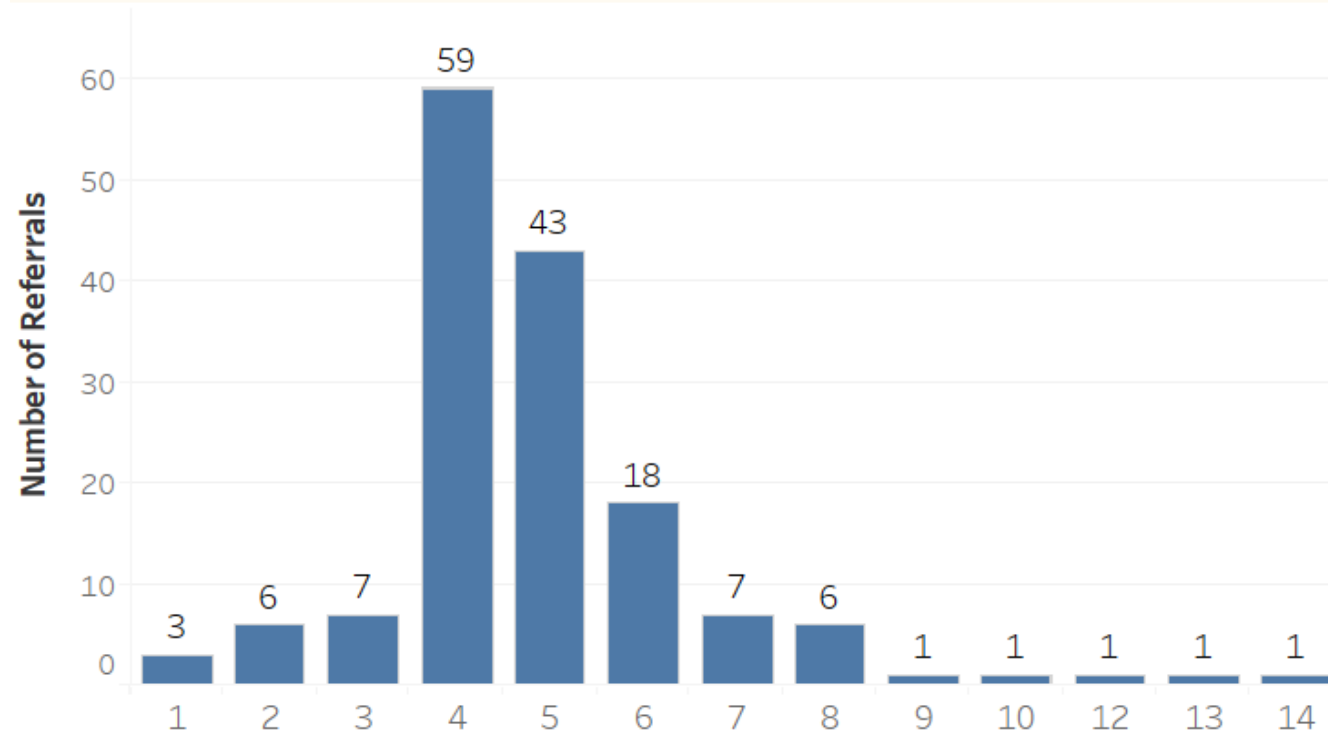
Type of Referral by Age Group



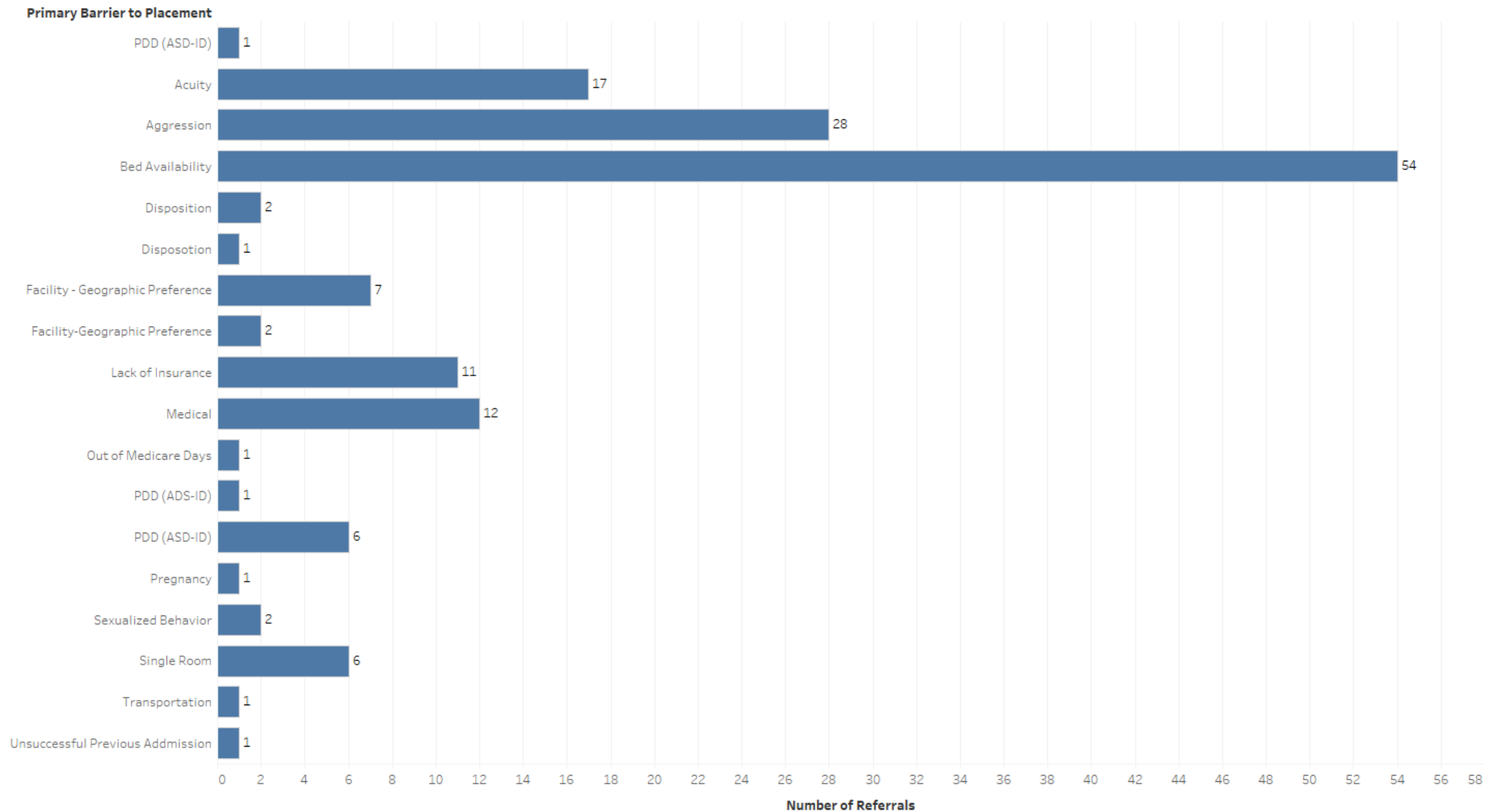
Time to Referral (Days) from Initial Evaluation

February 2020 All Ages

Total Number of Referrals – 154

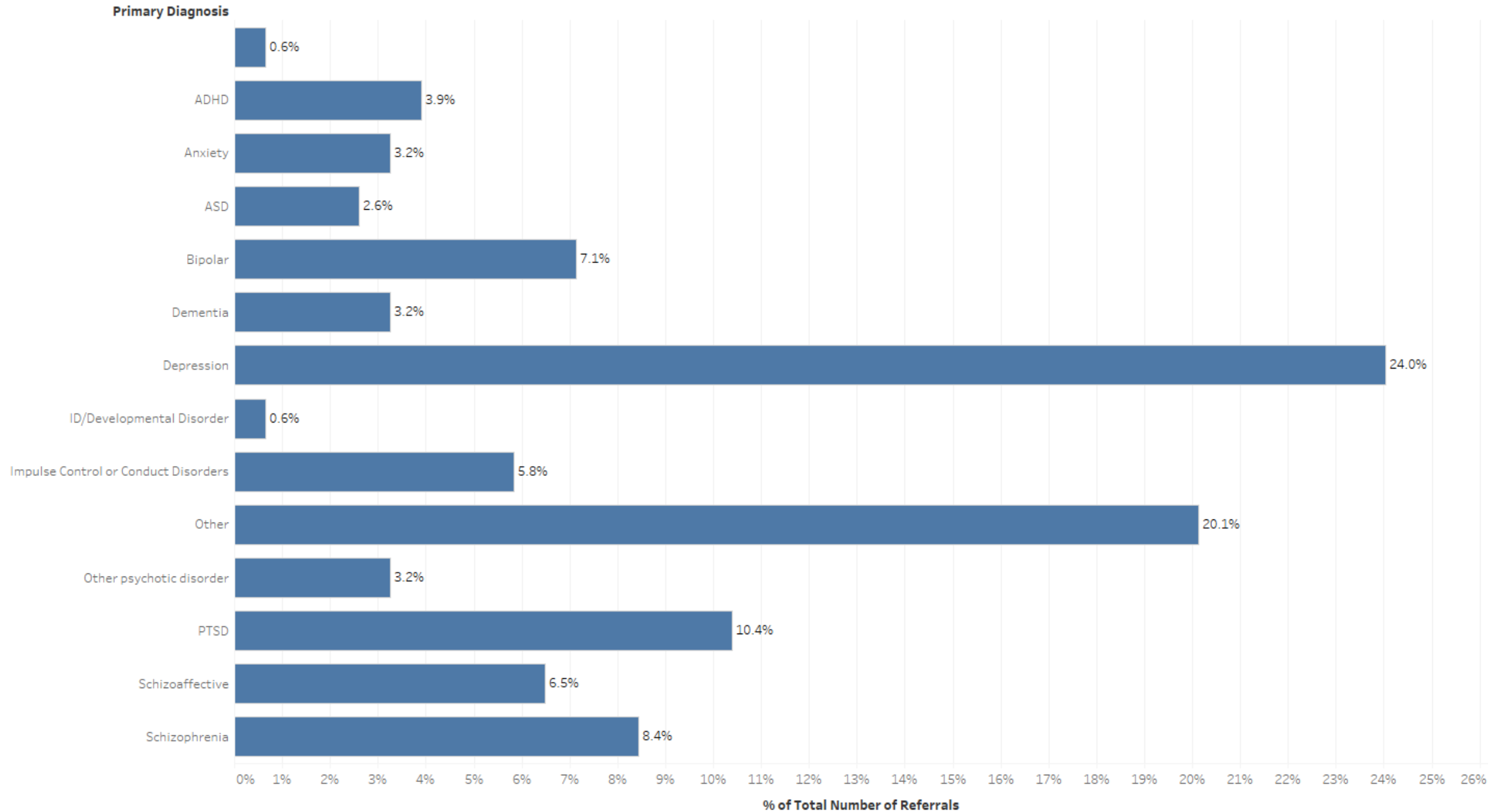


Primary Barriers to Placement
February 2020 All Ages
Total Number of Referrals – 154



Primary Diagnosis

February 2020 All Ages



Top 10 Boarding / Placement Hospitals

Top 10 Boarding Hospitals February 2020 All Ages		Top 10 Placement Hospitals February 2020 All Ages	
Boarding Facility (group)		Placement Hospital Name w LOCC Boarding Facility	
Children's Hospital	18	Southcoast Behavioral Health	16
St. Luke's Hosp. (Southcoast)	9	CHA Cambridge Hospital	14
Mass General Hosp.	8	Hospital for Behavioral Medicine	14
Sturdy Memorial	8	Westborough Behavioral Healthcare Hospital, LLC	13
Brockton Hosp.	6	Children's Hospital	11
Lawrence General	6	Arbour Hospital	5
Leominster Hosp. (UMASS)	6	St. Luke's Hosp. (Southcoast)	4
Boston Medical Center	5	TaraVista Behavioral Health	4
Cape Cod Hosp.	5	Boston Medical Center	3
South Shore Hosp.	5	Brockton Hosp.	3

Boarding Facilities where "Level of Care Changed" February 2020 All Ages

Placement Hospital Name (group)	Boarding Facility (group)	
Level of Care Changed	St. Luke's Hosp. (Southcoast)	4
	Boston Medical Center	3
	Brockton Hosp.	3
	Sturdy Memorial	3
	Baystate Medical Springfield	2
	Good Samaritan (Steward)	2
	Beverly Hosp. (Lahey)	1
	BID Needham	1
	BID Plymouth (Jordan Hosp.)	1
	Cape Cod Hosp.	1
	Charlton Memorial (Southcoast)	1
	Lawrence General	1
	Leominster Hosp. (UMASS)	1
	Marlborough Hosp. (UMASS)	1
	Mass General Hosp.	1
	MetroWest Medical Framingham	1
	Newton Wellesley	1
	St. Vincent's Hosp.	1
	UMass Medical Center	1
	Wing Memorial (Baystate)	1
Grand Total		31

Referrals for Uninsured by Boarding / Placement Hospital

Referrals for Uninsured by Boarding Hospital February 2020 All Ages		Referrals for Uninsured by Placement Hospital February 2020 All Ages	
Boarding Facility		Placement Hospital Name	
Lawrence General	2	Change in Level of Care	1
BID Milton	1	Children's Hospital	1
Children's Hosp.	1	Corrigan Mental Health Center	1
Good Samaritan (Steward)	1	Hospital for Behavioral Medicine	1
Marlborough Hosp. (UMASS)	1	Level of Care Changed	1
Mass General Hosp.	1	Pembroke Hospital	1
Milford Regional Medical	1	TaraVista Behavioral Health	1
South Shore Hosp.	1	Walden Behavioral Care	1
Grand Total	9	Westborough Behavioral Healthcare Hospital, LLC	1
		Grand Total	9

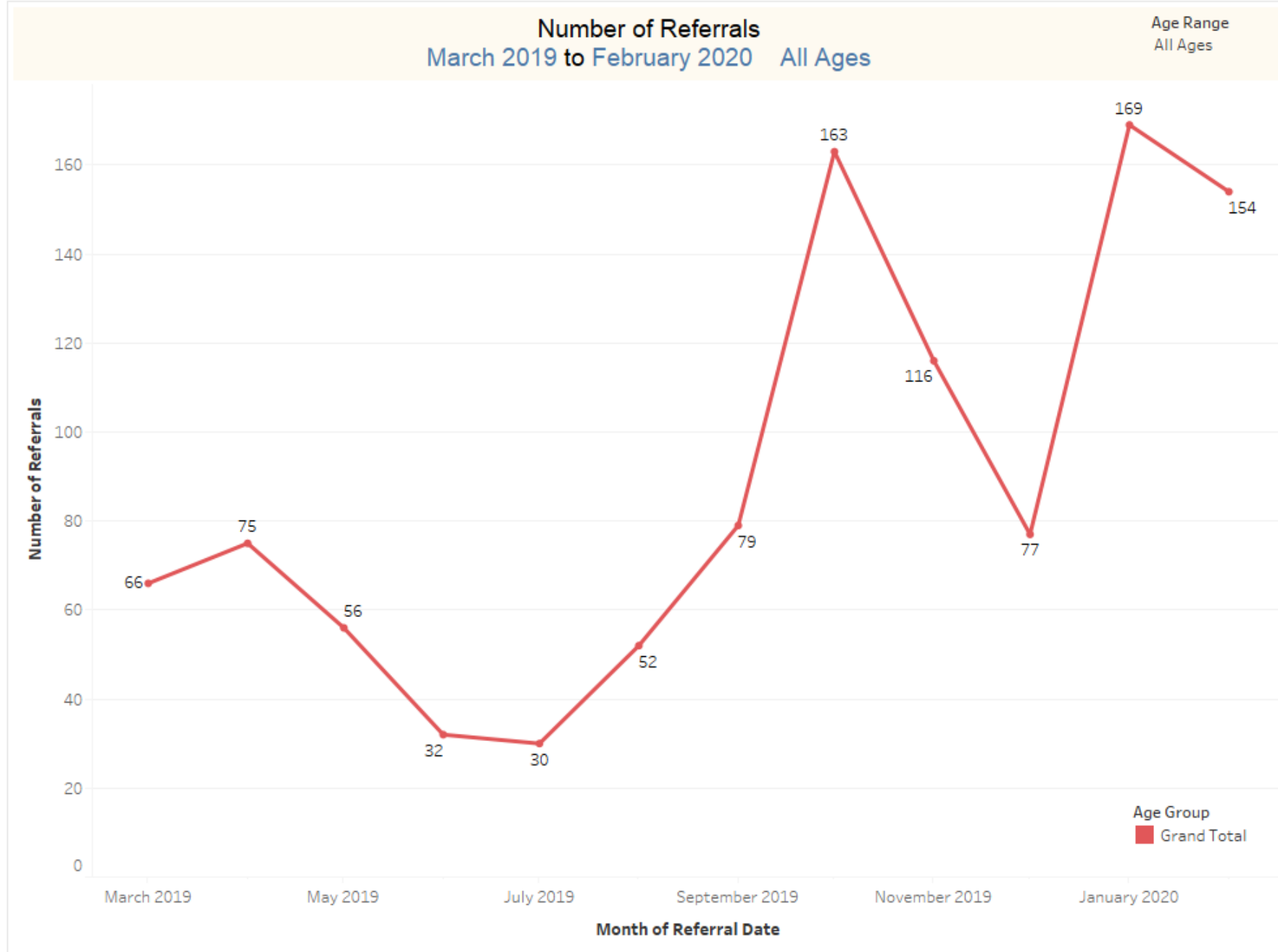
Note: "Uninsured" includes both Uninsured and HSN populations

Last 12 Months Accumulated Data

March 2019 through February 2020

Total Referrals for the Period: 1,016

Number of Referrals - 12 months

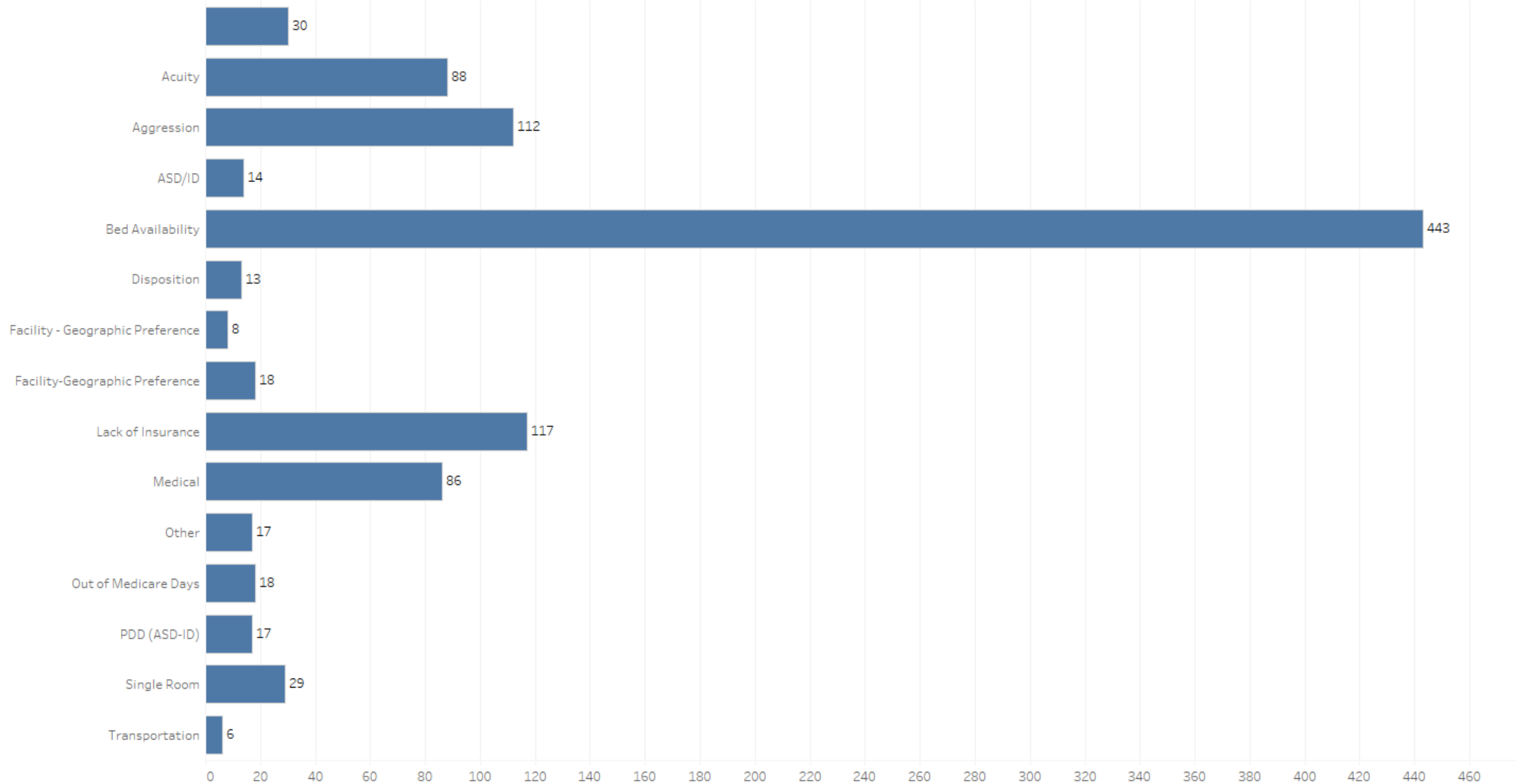


Top 15 Primary Barriers to Placement - 12 months

March 2019 to February 2020 All Ages

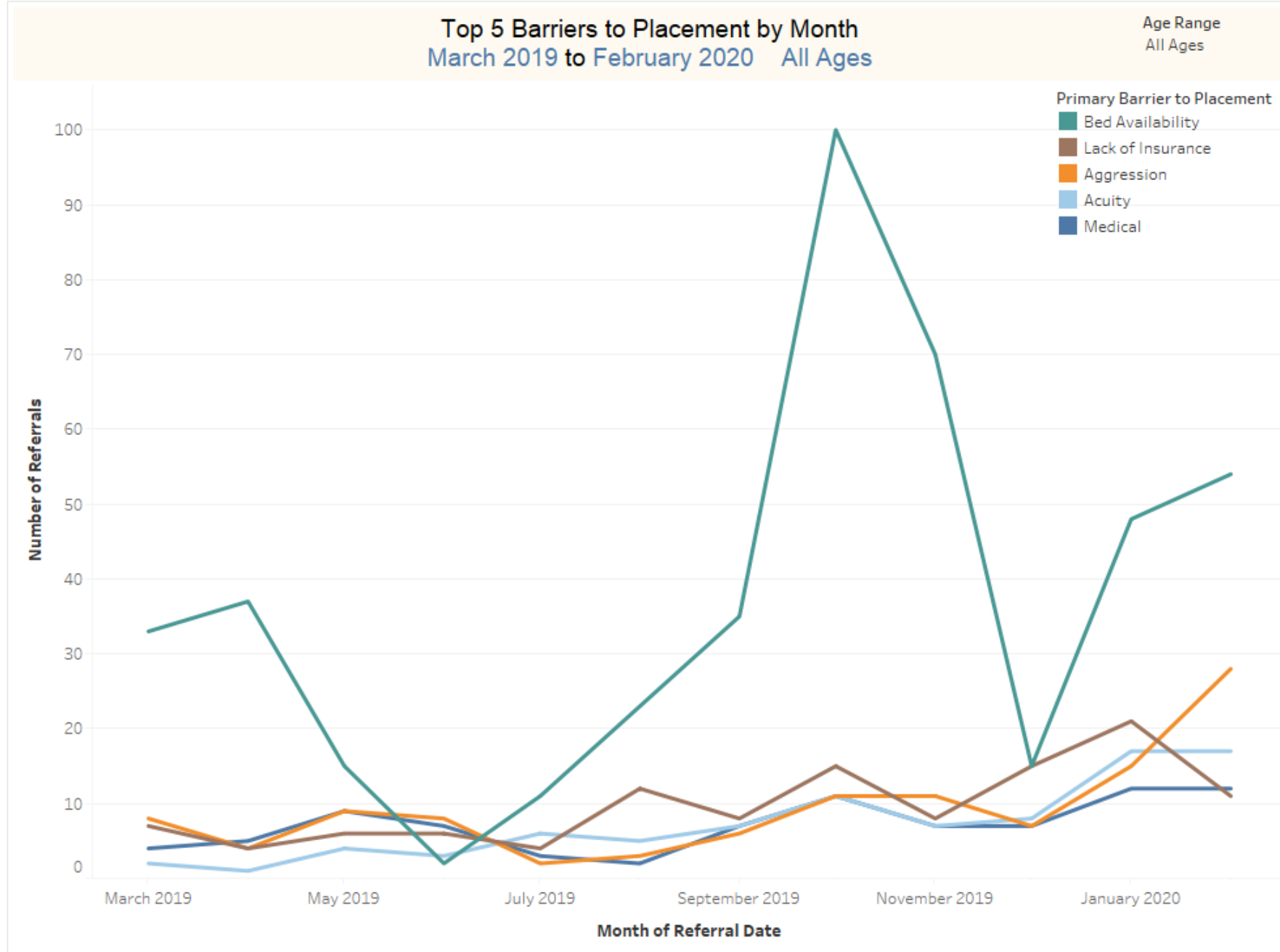
Total Number of Referrals – 1,016

Primary Barrier to Placement



Number of Referrals

Top 5 Barriers to Placement by Month - 12 months



Top 5 Barriers to Placement by Month - 12 months

Top 5 Barriers to Placement by Month March 2019 to February 2020 All Ages

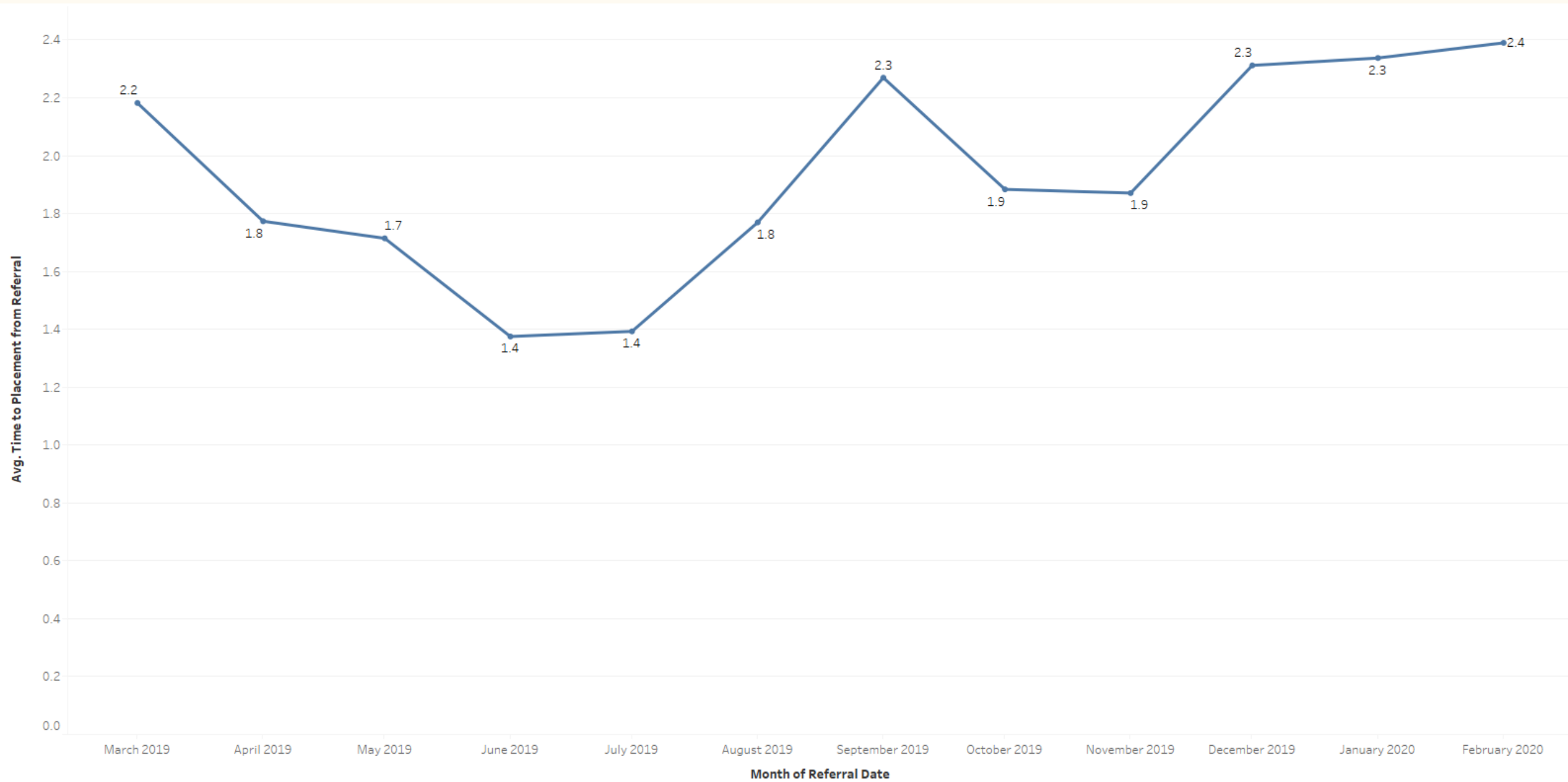
Age Range
All Ages

Primary Barrier to Placement	Month of Referral Date												Grand Total
	March 2019	April 2019	May 2019	June 2019	July 2019	August 2019	September 2019	October 2019	November 2019	December 2019	January 2020	February 2020	
Bed Availability	33	37	15	2	11	23	35	100	70	15	48	54	443
Lack of Insurance	7	4	6	6	4	12	8	15	8	15	21	11	117
Aggression	8	4	9	8	2	3	6	11	11	7	15	28	112
Acuity	2	1	4	3	6	5	7	11	7	8	17	17	88
Medical	4	5	9	7	3	2	7	11	7	7	12	12	86
Grand Total	54	51	43	26	26	45	63	148	103	52	113	122	846

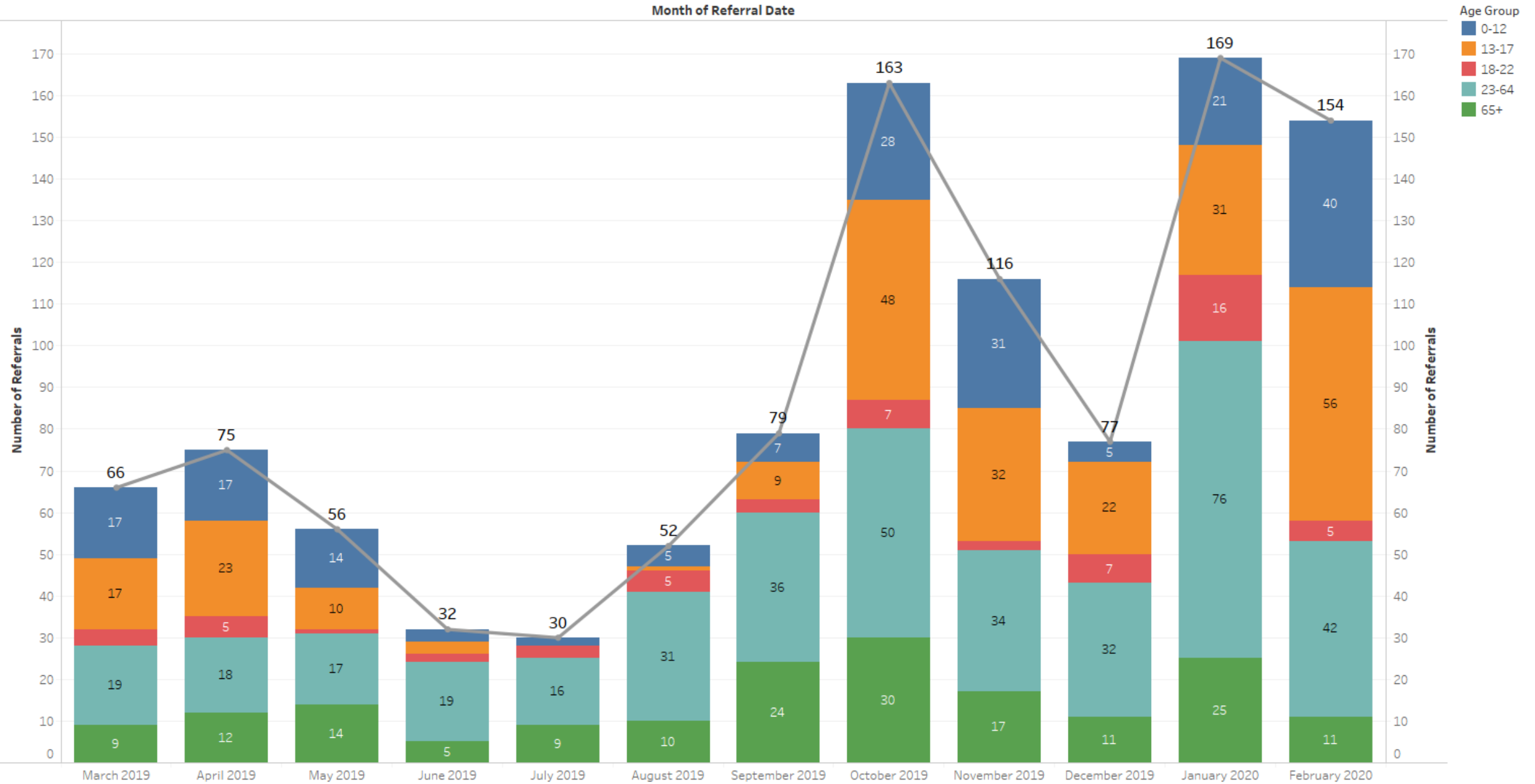
Average Time (Days) to Placement from Referral by Referral Date

March 2019 to February 2020 All Ages

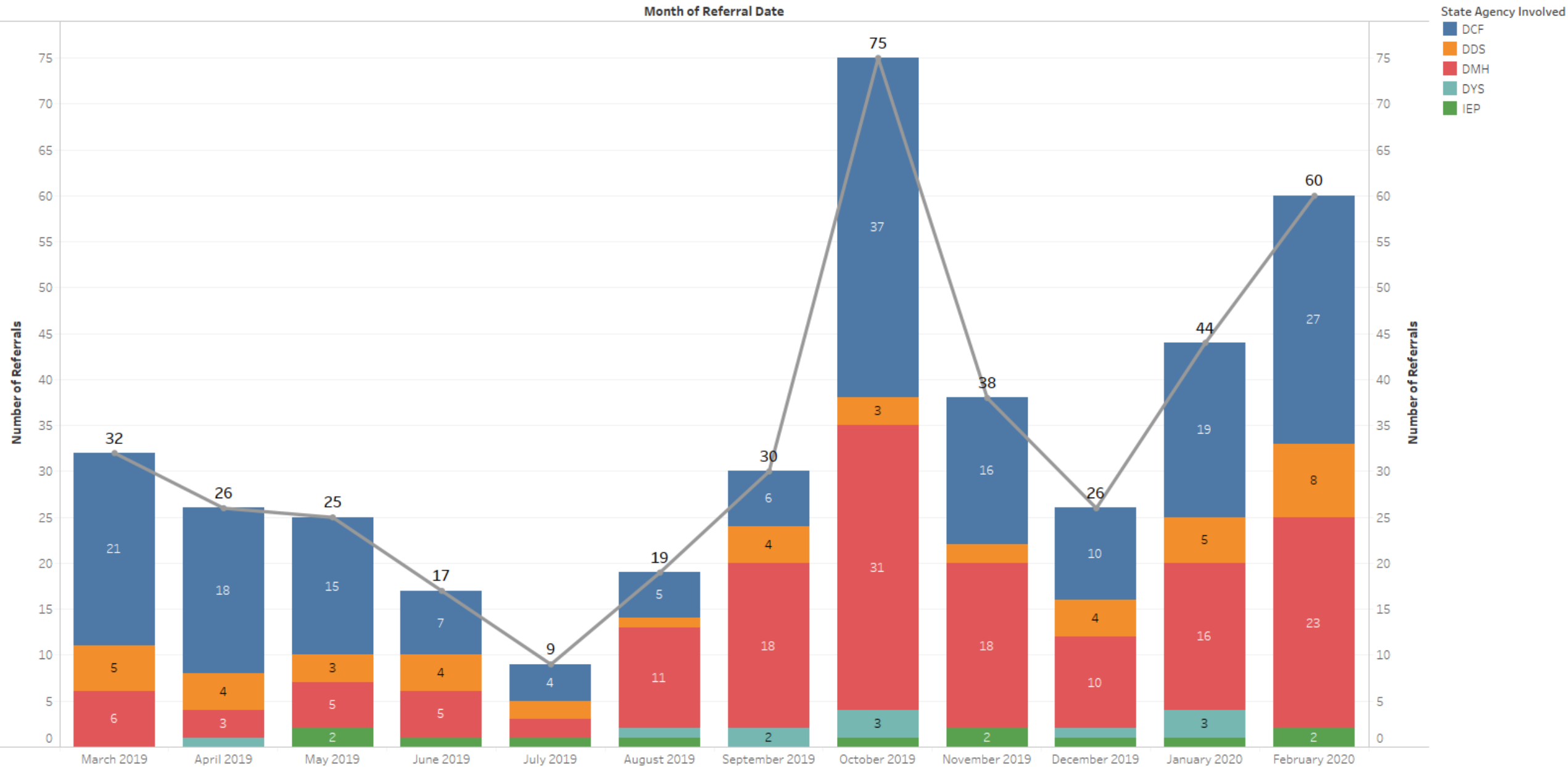
Total Number of Referrals – 1,069



Number of Referrals by Age Group
March 2019 to February 2020 All Ages
Total Number of Referrals – 1,069



Number of Referrals with State Agency Involvement
March 2019 to February 2020 All Ages
Total Number of Referrals with State Agency Involvement – 401



Top 10 Boarding / Placement Hospitals - 12 months

Top 10 Boarding Hospitals March 2019 to February 2020 All Ages

Boarding Facility	
Children's Hosp.	107
St. Luke's Hosp. (Southcoast)	67
Mass General Hosp.	50
Sturdy Memorial	48
BID Plymouth (Jordan Hosp.)	47
South Shore Hosp.	47
Lawrence General	40
Leominster Hosp. (UMASS)	33
Lowell General Hosp.	32
Baystate Medical Springfield	30
Grand Total	501

Top 10 Placement Hospitals March 2019 to February 2020 All Ages

Placement Hospital Name	
Level of Care Changed	159
CHA Cambridge Hospital	95
Southcoast Behavioral Health	67
Westborough Behavioral Healthcare Hospital, LLC	64
Hospital for Behavioral Medicine	59
Arbour Hospital	58
Children's Hospital	29
Discharged	27
Anna Jaques Hospital	25
TaraVista Behavioral Health	25
Grand Total	608

Top 10 Boarding / Placement Hospitals - 12 months (0-17 and 18+)

Top 10 Boarding Hospitals March 2019 to February 2020 Ages 0 - 17 & Ages 18+

Boarding Facility	Age Range	
	Ages 0 - 17	Ages 18+
Children's Hosp.	88	19
St. Luke's Hosp. (Southcoast)	21	46
Mass General Hosp.	19	31
Sturdy Memorial	11	37
BID Plymouth (Jordan Hosp.)	7	40
South Shore Hosp.	16	31
Lawrence General	12	28
Leominster Hosp. (UMASS)	8	25
Lowell General Hosp.	16	16
Baystate Medical Springfield	15	15
Grand Total	213	288

Top 10 Placement Hospitals March 2019 to February 2020 Ages 0 - 17 & Ages 18+

Placement Hospital Name	Age Range	
	Ages 0 - 17	Ages 18+
Level of Care Changed	61	98
CHA Cambridge Hospital	70	25
Southcoast Behavioral Health	16	51
Westborough Behavioral Healthcare Hospital, LLC	46	18
Hospital For Behavioral Medicine	43	16
Arbour Hospital	24	34
Children's Hospital	28	1
Discharged	11	16
Anna Jaques Hospital	15	10
TaraVista Behavioral Health	18	7
Grand Total	332	276