

Expedited Psychiatric Inpatient Admission Dashboard – January 2020

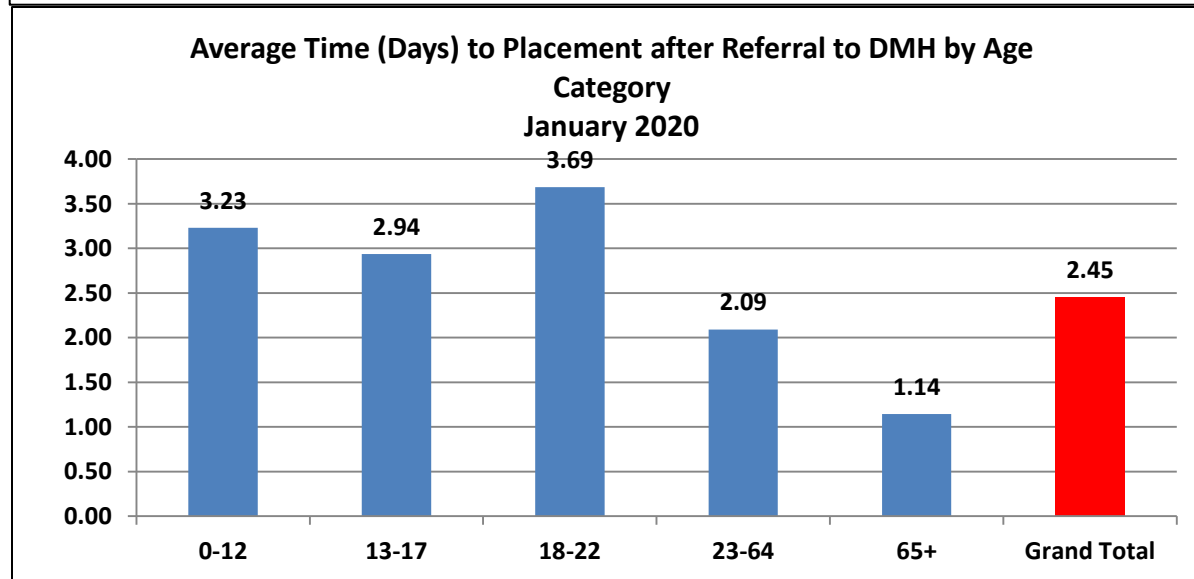
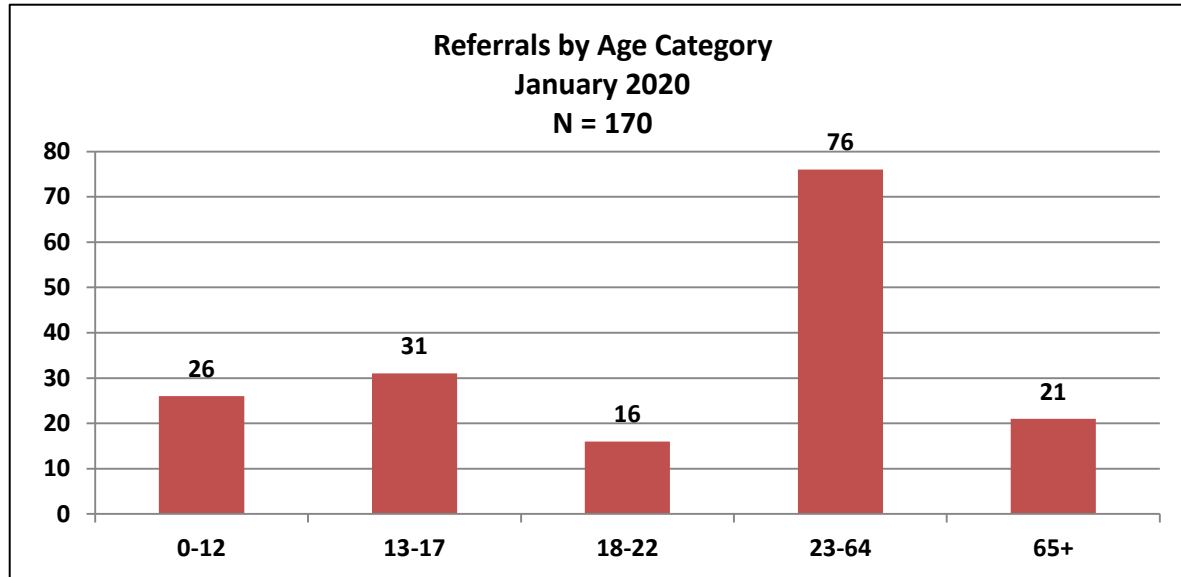
Expedited Psychiatric Inpatient Admission Dashboard	January 2020				December 2019			Variance (Dec. vs. Jan.)		Percent Change (Dec. vs. Jan.)		YTD (Rolling 12 Months)	
	Referrals	Time to Placement (Days)			Referrals	ATP ³		Referrals	ATP ³	Referrals	ATP ³	Referrals	ATP ³
		Average	Max										
SUMMARY	170	2.40	18		78	2.28		92	0.12	118%	5%	964	2.00
Age Groups													
0-12	26	15%	3.23	12	11	14%	1.82	15	1.41	136%	77%	244	2.16
13-17	31	18%	2.93	18	22	28%	2.77	9	0.16	40%	6%	202	2.37
Subtotal: 0-17	57	34%	3.07	18	33	42%	2.45	24	0.62	73%	25%	446	2.26
18-22	16	9%	3.13	11	7	9%	3.00	9	0.13	129%	4%	60	2.40
23-64	76	45%	2.09	11	31	40%	2.10	45	-0.01	145%	-0.5%	355	1.81
65+	21	12%	1.14	5	7	9%	1.57	14	-0.43	200%	-27%	103	1.31
Insurance Coverage													
Commercial	27	16%	3.52	16	16	21%	2.88	11	0.64	69%	22%	138	2.46
Health Safety Net	4	2%	2.00	6	0	0%	0.00	4	2.00	-	-	16	1.06
MassHealth ACO/MCO ⁴	66	39%	2.44	18	30	38%	2.30	36	0.14	120%	6%	402	2.21
MassHealth Fee-for-Service	6	4%	1.50	6	0	0%	0.00	6	1.50	-	-	21	1.90
MassHealth (Unspecified)	8	5%	0.75	1	2	3%	0.00	6	0.75	300%	-	50	1.20
Medicare Only	11	6%	2.27	7	3	4%	1.00	8	1.27	267%	127%	47	1.89
Medicaid only - Out of State	2	1%	1.00	1	4	5%	1.75	-2	-0.75	-50%	-43%	15	1.33
Medicaid-Medicare	36	21%	2.36	7	7	96%	1.43	29	0.93	414%	65%	175	1.84
Tricare (VA)	0	0%	0.00	0	0	0%	0.00	0	0.00	-	-	1	2.00
Uninsured	10	6%	2.10	7	16	21%	2.69	-6	-0.59	-38%	-22%	99	1.54
State Agency Engagement													
DCF	19		1.95	6	10		1.80	9	0.15	90%	8%	147	2.15
DDS	5		5.40	11	4		7.00	1	-1.60	25%	-23%	33	3.58
DMH	16		3.43	7	10		1.70	6	1.73	60%	102%	112	2.11
DYS	3		6.67	11	1		6.00	2	0.67	200%	11%	9	1.67

¹ Time to placement is calculated as the number of days after DMH receives a referral and the patient is placed/discharged from the Emergency Room.

³ ATP: Average Time to Placement

⁴ ACO/MCO data includes the PCC Plan

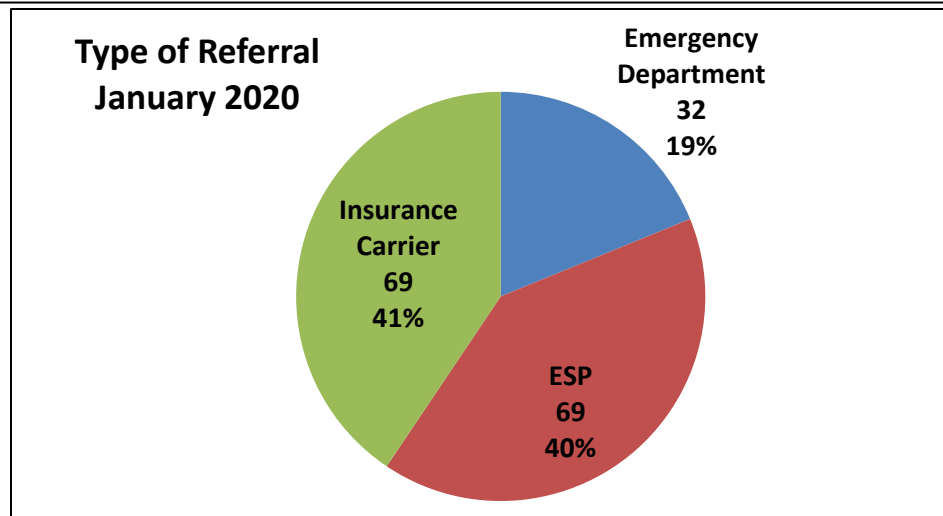
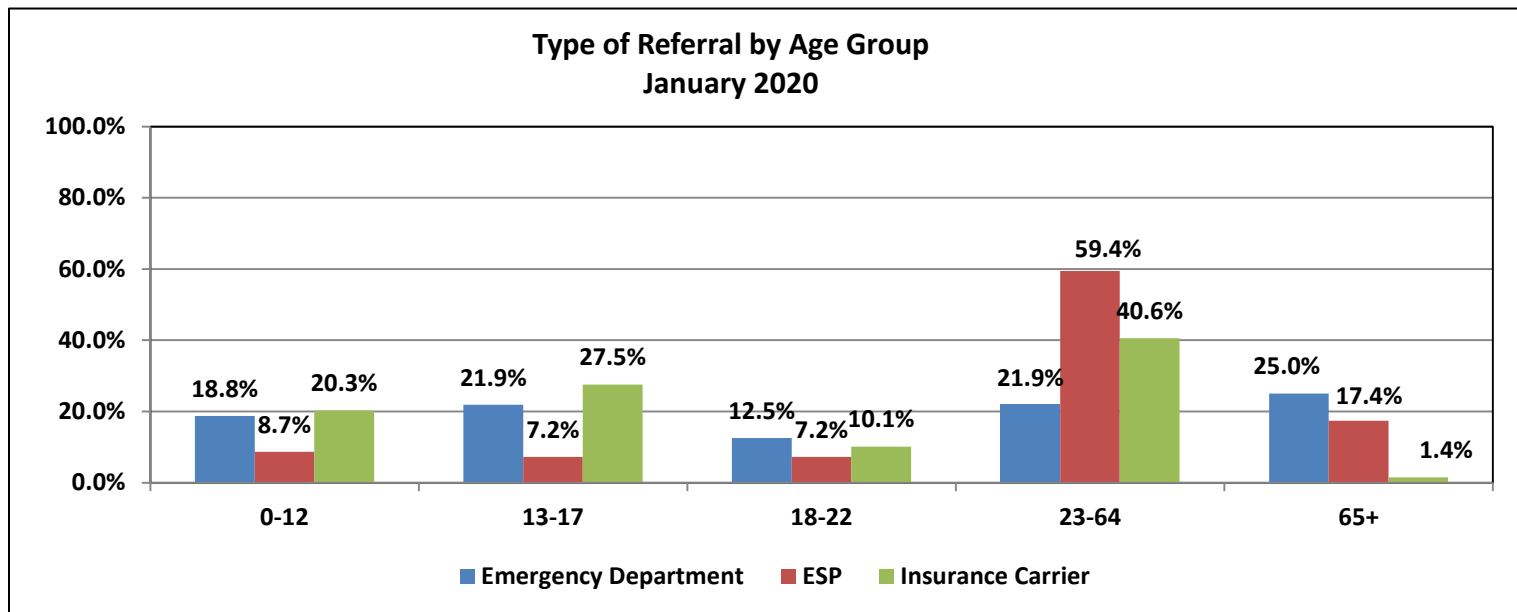
Expedited Psychiatric Inpatient Admission Dashboard
January 2020 Summary Statistics
Total Number of Referrals – 170



Expedited Psychiatric Inpatient Admission Dashboard

January 2020 Summary Statistics

Total Number of Referrals – 170

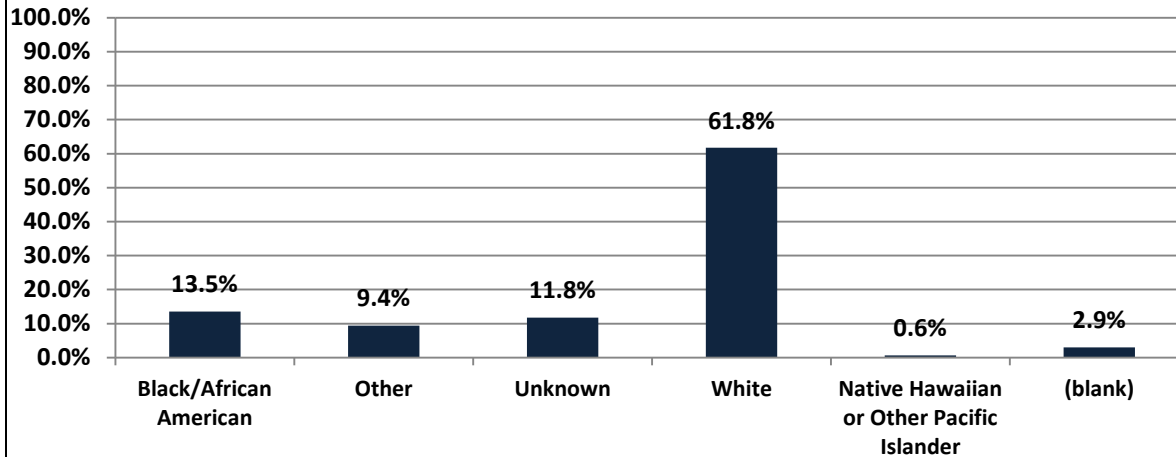


Expedited Psychiatric Inpatient Admission Dashboard

January 2020 Summary Statistics

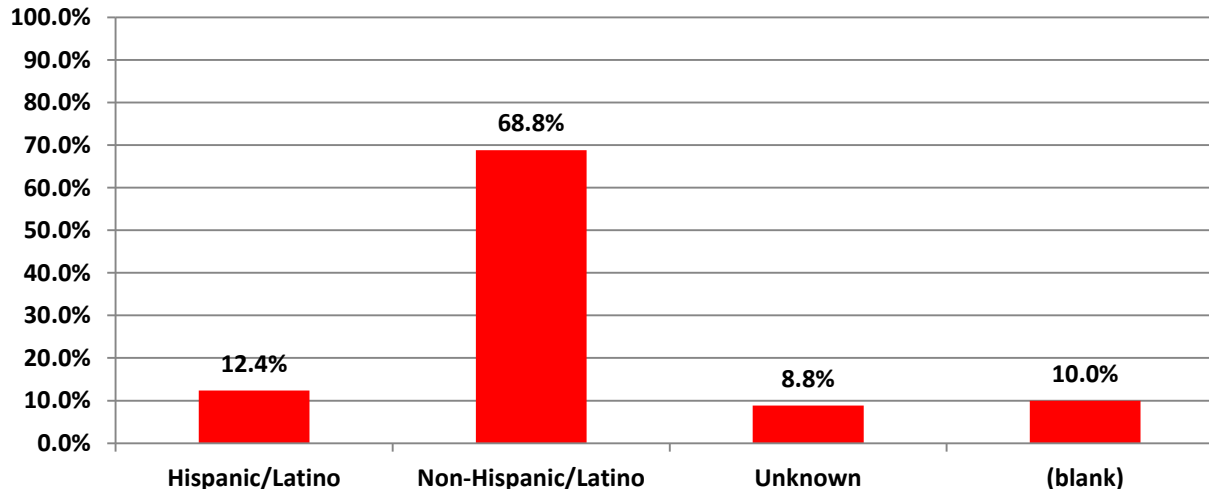
Total Number of Referrals – 170

Percentage of Referrals by Race
January 2020



Number of Referrals by Race- January, 2020	
Black/African American	23
Other	16
Unknown	20
White	105
Native Hawaiian or Other Pacific Islander	1
(blank)	5
Total	170

Percentage of Referrals by Ethnicity
January 2020



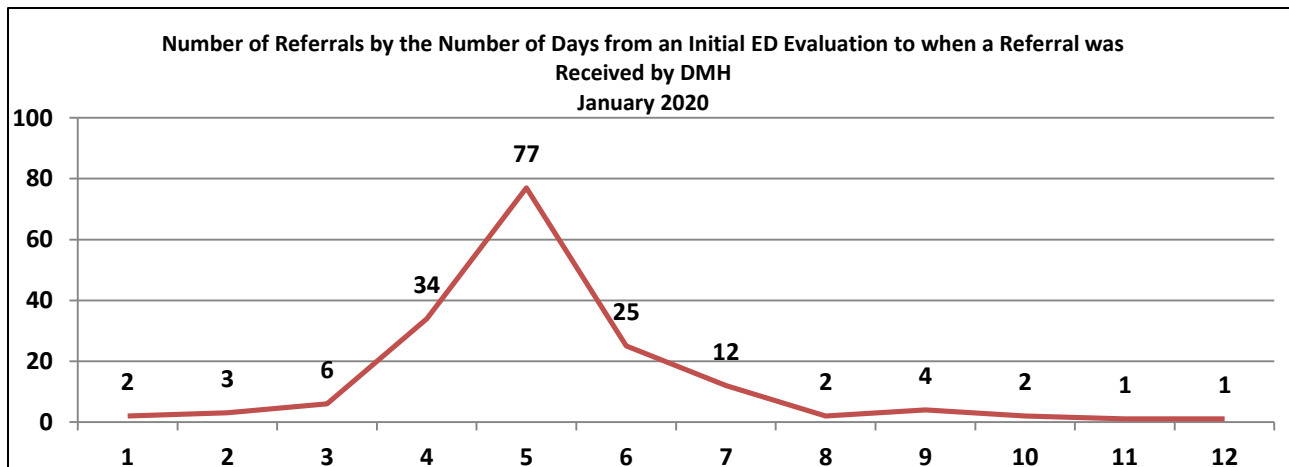
Number of Referrals by Ethnicity - January 2020	
Hispanic/Latino	21
Non-Hispanic/Latino	117
Unknown	15
(blank)	17
Total	170

Expedited Psychiatric Inpatient Admission Dashboard

January 2020 Summary Statistics

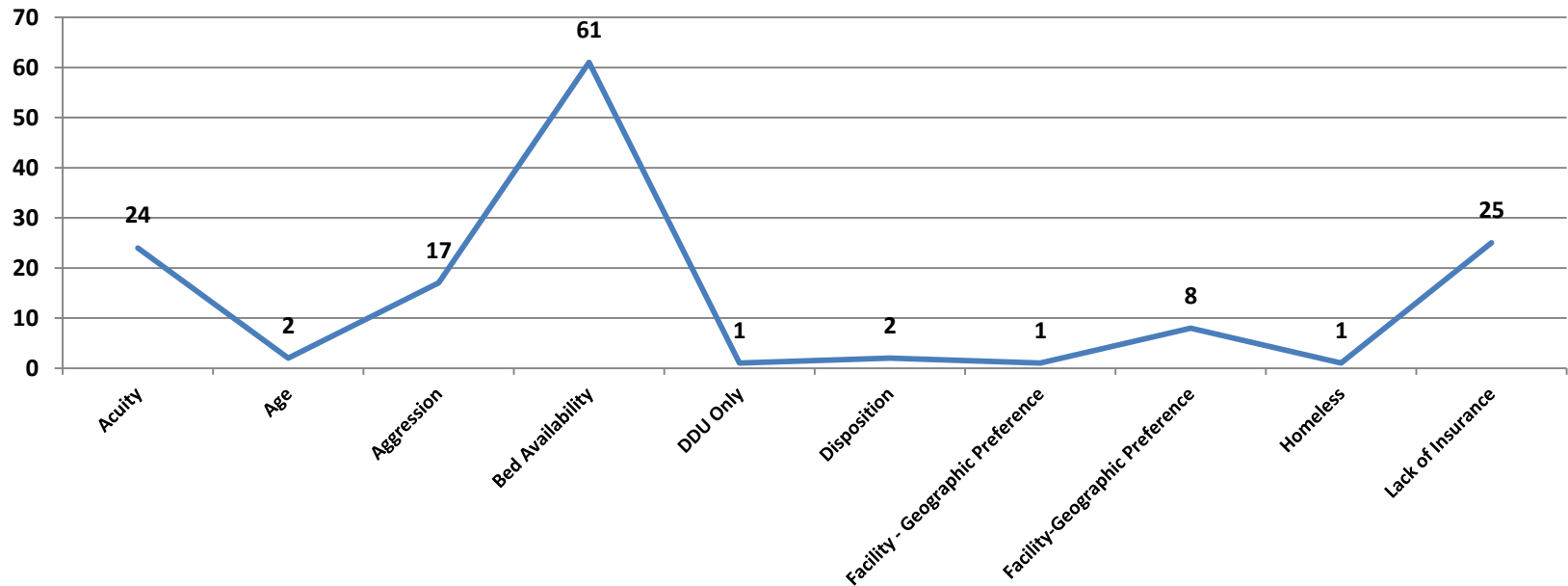
Total Number of Referrals – 170

Number of Days between Initial Evaluation in ED to Date Referral was Received by DMH by Age Group						
Number of Days	0-12	13-17	18-22	23-64	65+	Total
1	1	0	0	0	1	2
2	2	1	0	0	0	3
3	0	1	1	4	0	6
4	2	8	3	16	5	34
5	12	12	8	37	8	77
6	3	5	3	8	6	25
7	2	3	0	6	1	12
8	1	0	0	1	0	2
9	1	0	1	2	0	4
10	1	0	0	1	0	2
11	0	0	0	1	0	1
12	1	0	0	0	0	1
13	0	1	0	0	0	1
Total	26	31	16	76	21	170

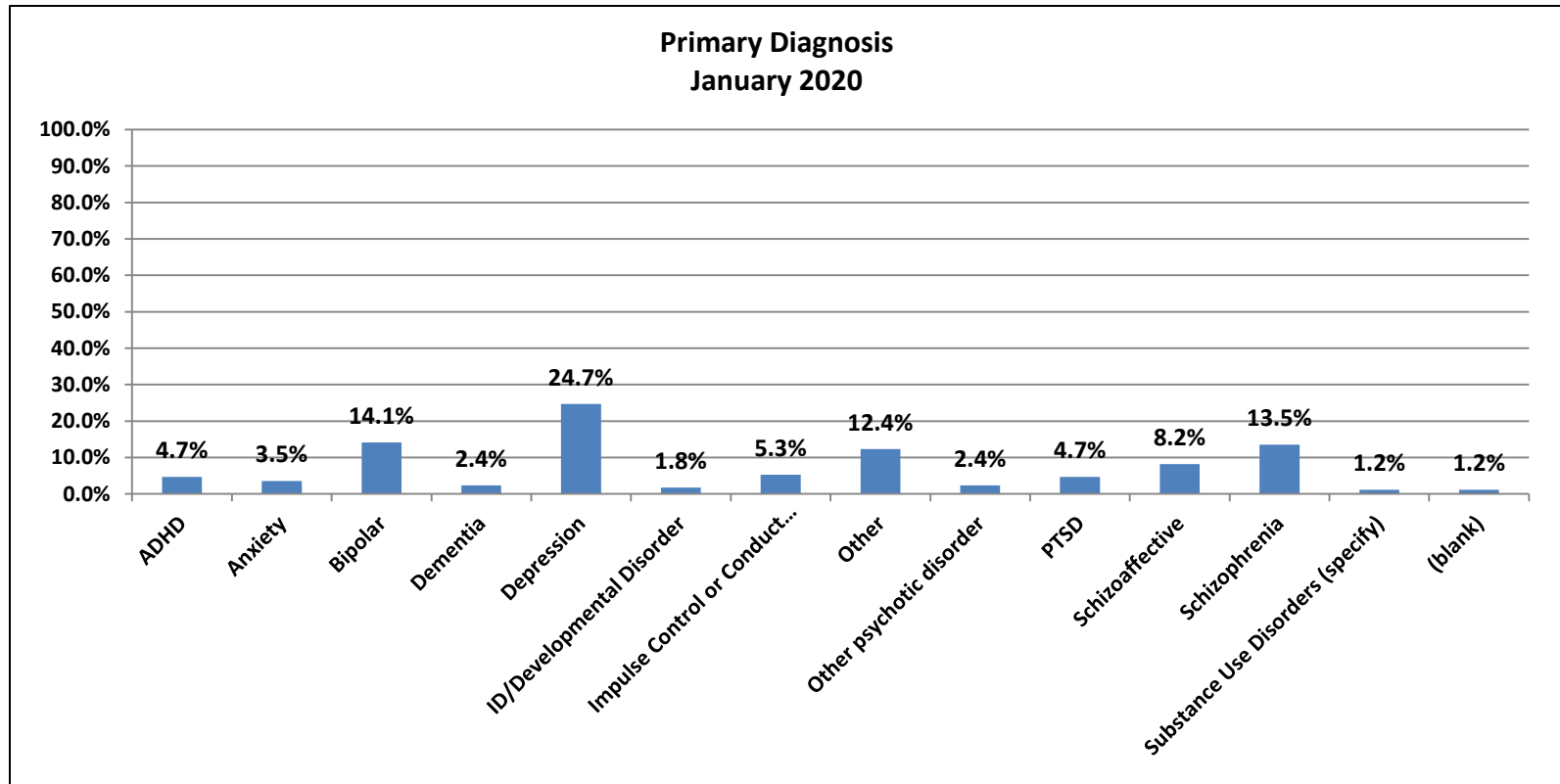


Expedited Psychiatric Inpatient Admission Dashboard
January 2020 Summary Statistics
Total Number of Referrals – 170

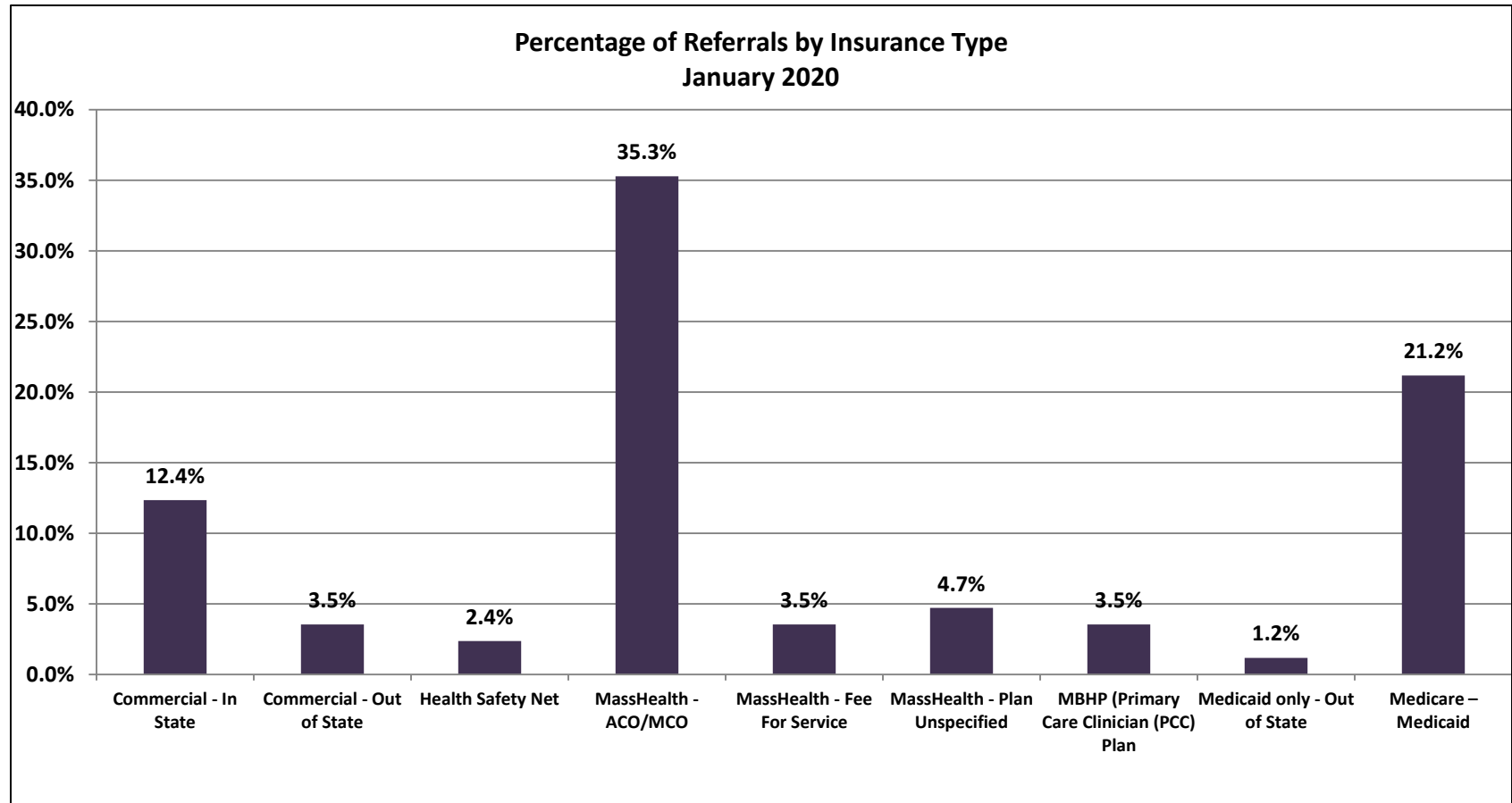
Primary Barriers to Placement
January 2020



Expedited Psychiatric Inpatient Admission Dashboard
January 2020 Summary Statistics
Total Number of Referrals – 170

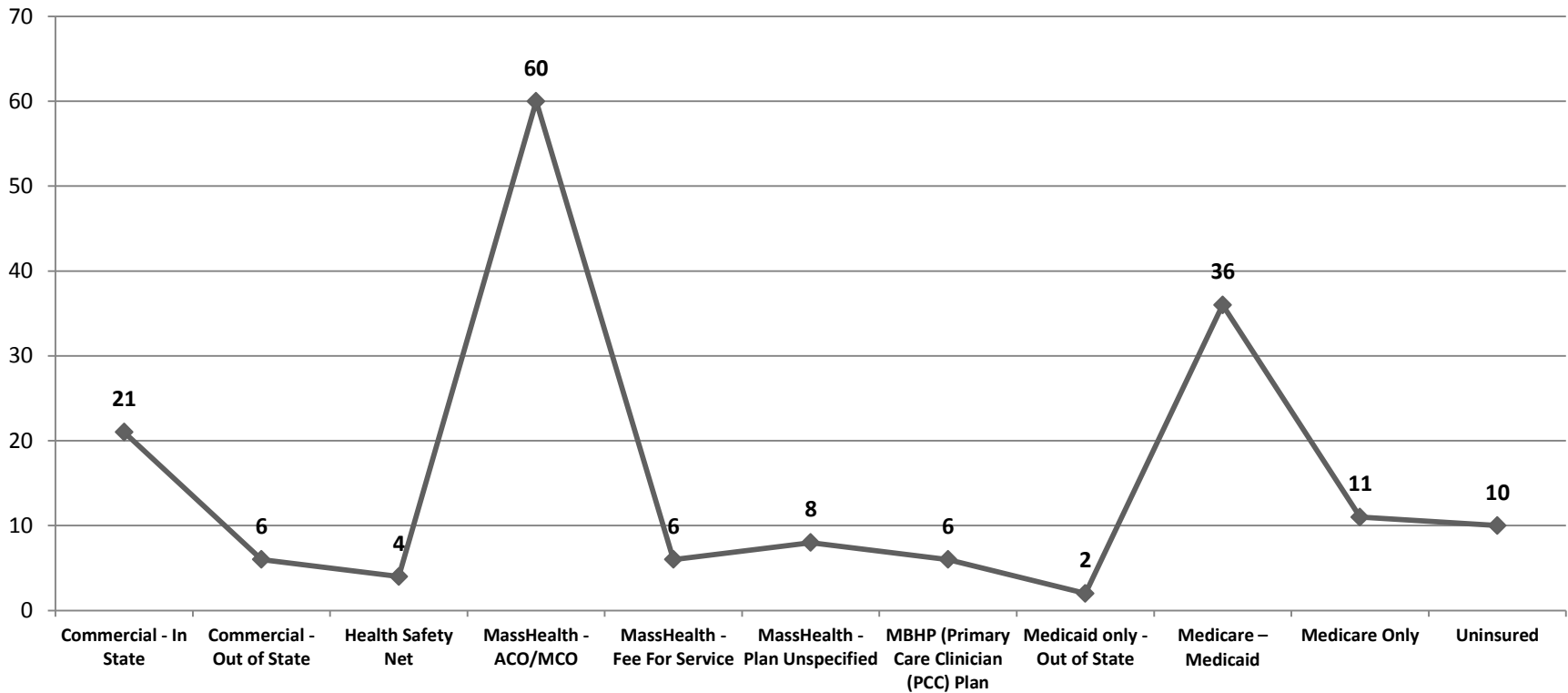


Expedited Psychiatric Inpatient Admission Dashboard
January 2020 Summary Statistics
Total Number of Referrals – 170

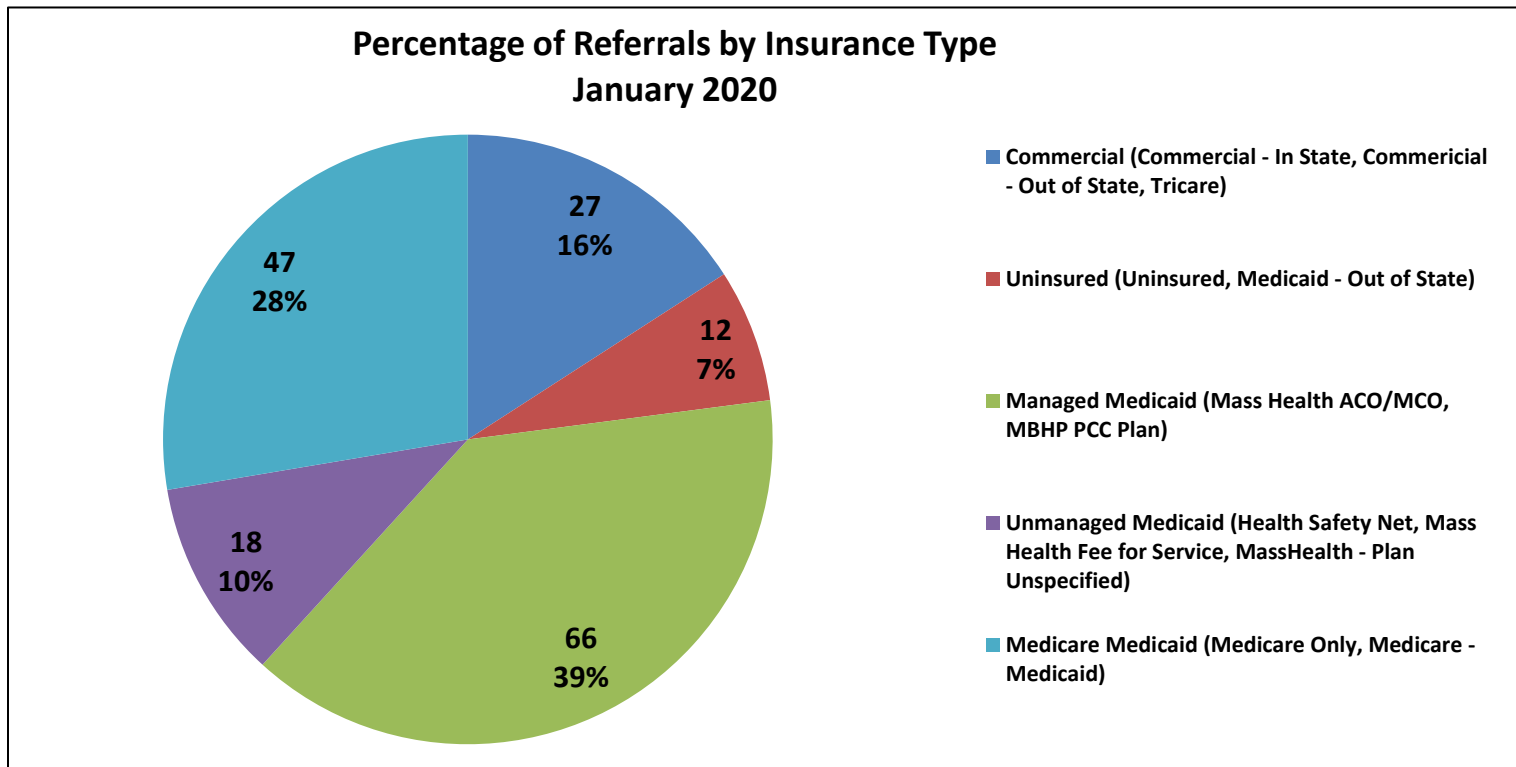


Expedited Psychiatric Inpatient Admission Dashboard
January 2020 Summary Statistics
Total Number of Referrals – 170

Number of Referrals by Insurance Type
January 2020

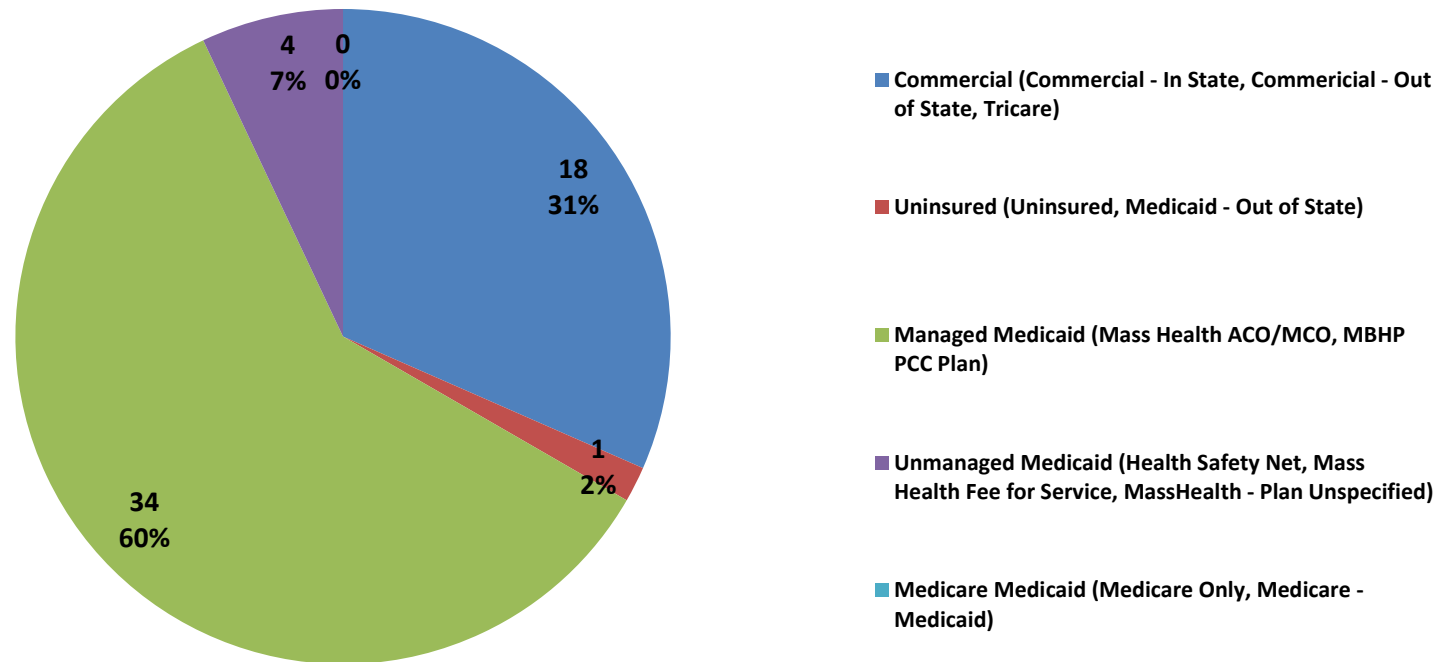


Expedited Psychiatric Inpatient Admission Dashboard
January 2020 Summary Statistics
Total Number of Referrals – 170

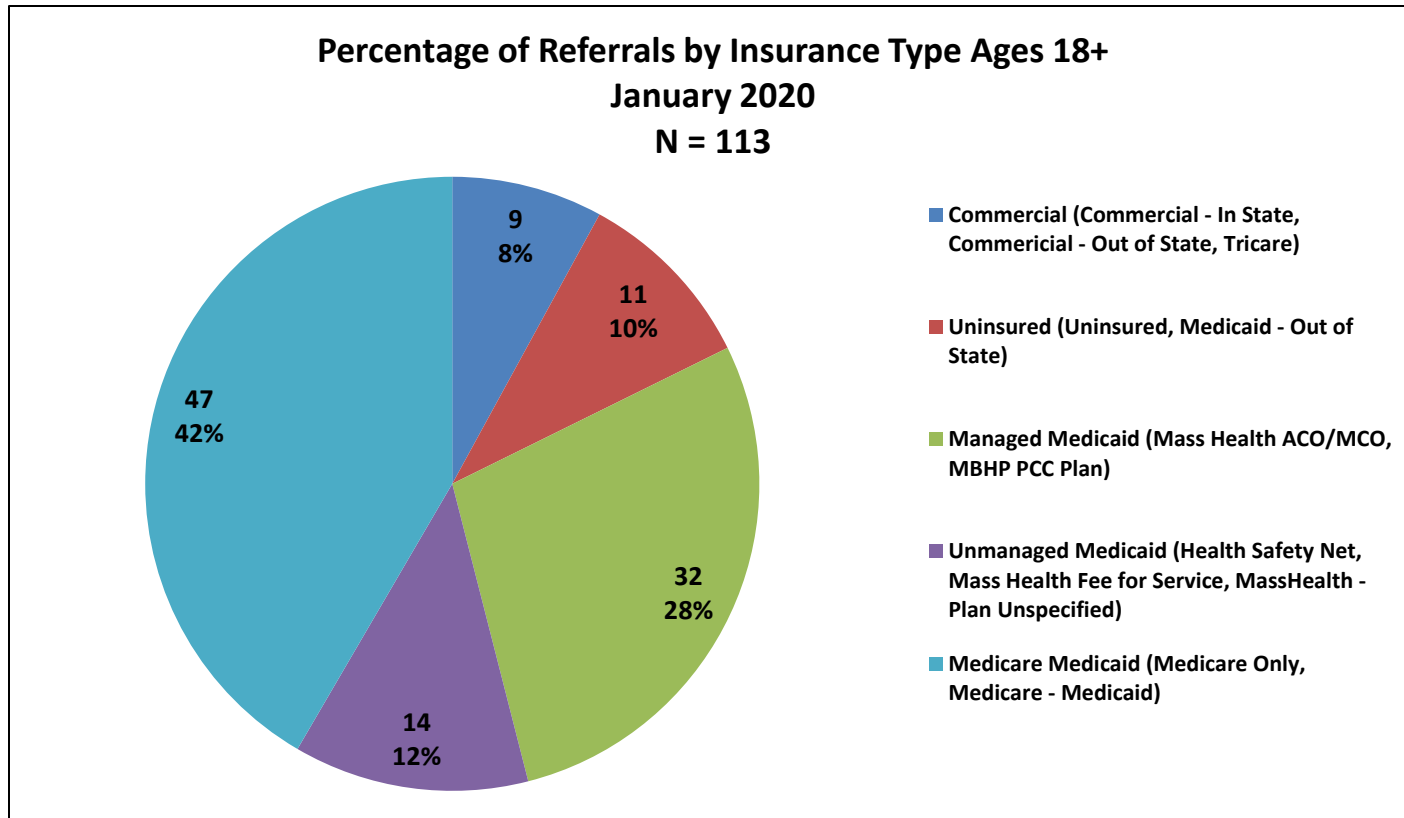


Expedited Psychiatric Inpatient Admission Dashboard
January 2020 Summary Statistics
Total Number of Referrals – 170

Percentage of Referrals by Insurance Type Ages 0-17
January 2020
N = 57



Expedited Psychiatric Inpatient Admission Dashboard
January 2020 Summary Statistics
Total Number of Referrals – 170



Expedited Psychiatric Inpatient Admission Dashboard
January 2020 Summary Statistics
Total Number of Referrals – 170

Boarding Hospitals whose Referrals had NO Insurance January 2020 N=12	
BID Boston	1
BID Plymouth (Jordan Hosp.)	1
Mass General Hosp.	2
Milford Regional Medical	1
Mount Auburn	2
South Shore Hosp.	2
St. Anne's Hosp. (Steward)	2
St. Luke's Hosp. (Southcoast)	1

Placement Hospitals who took Referrals that had NO Insurance January 2020 N =12	
Bayridge	1
Beth Israel Deaconess Medical Center	1
Carney Hospital	1
Holy Family Hospital	1
Hospital For Behavioral Medicine	1
Level of Care Changed	1
Mass General Hospital	2
Metrowest Medical Center	1
Pembroke Hospital	1
Tufts Medical Center	1
Westborough Behavioral Healthcare Hospital, LLC	1

Expedited Psychiatric Inpatient Admission Dashboard
January 2020 Summary Statistics
Total Number of Referrals – 170

Top Boarding Hospitals January Ages 0-17	
Children's Hosp.	13
Mass General Hosp.	5
Lowell General Hosp.	4
South Shore Hosp.	4
Cape Cod Hosp.	3
St. Luke's Hosp. (Southcoast)	3
Sturdy Memorial	3

Top Placement Hospitals January Ages 0-17	
Hospital for Behavioral Medicine	12
Change in Level of Care	12
CHA Cambridge Hospital	9
Westborough Behavioral Healthcare Hospital, LLC	4
Anna Jaques	3
Children's Hospital	3
North Shore Medical Center, Salem Hospital	3

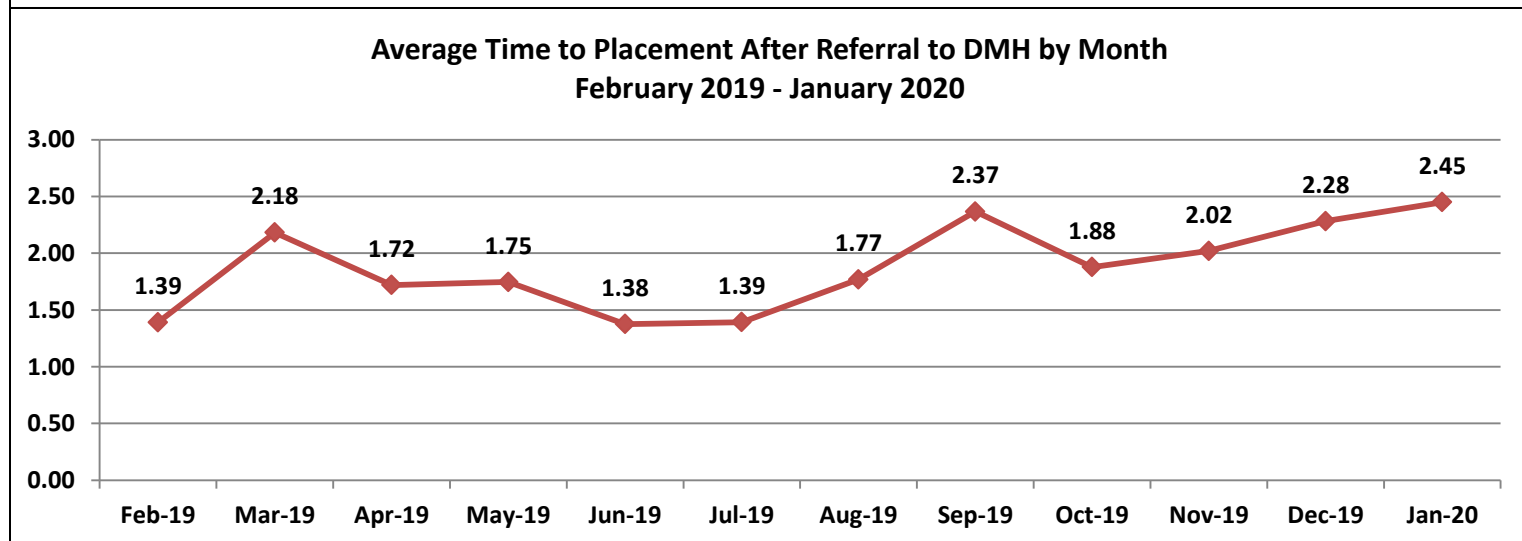
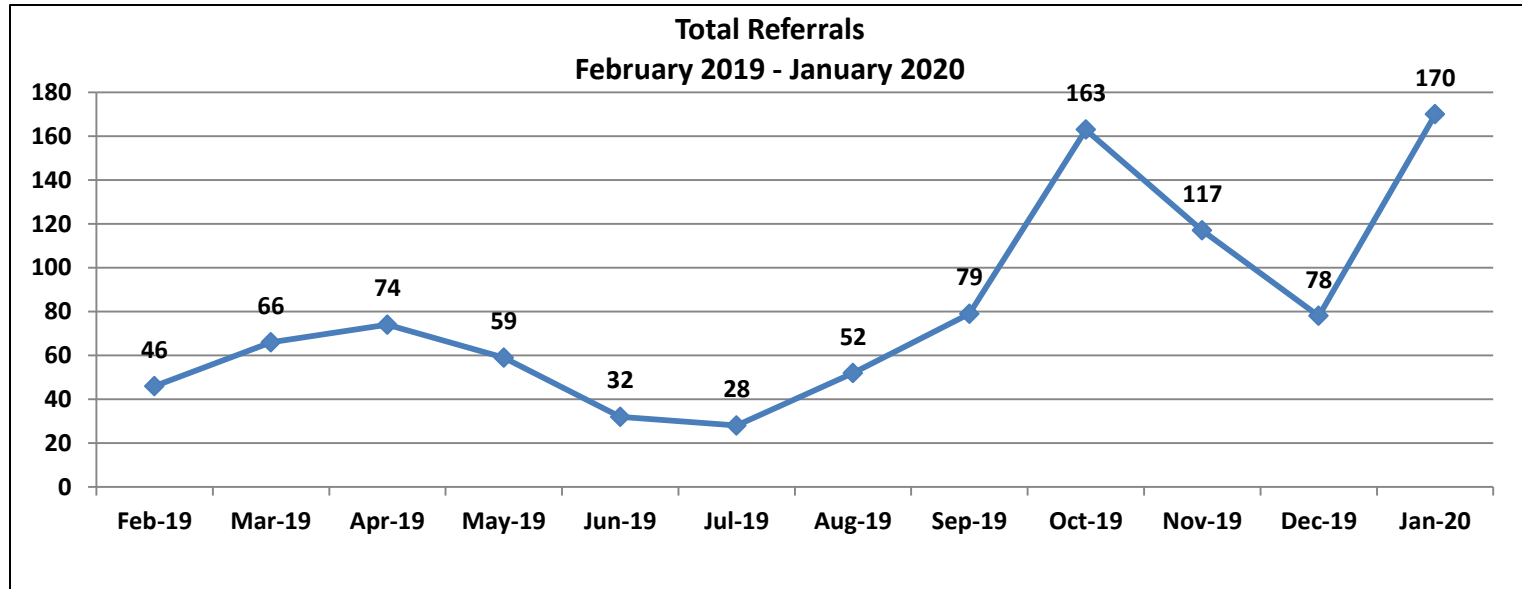
Top Boarding Hospitals January Ages 18+	
South Shore Hosp.	8
Baystate Medical Springfield	6
BID Plymouth (Jordan Hosp.)	6
Cape Cod Hosp.	6
Leominster Hosp. (UMASS)	6
Lowell General (Saints Memorial Medical Center)	6
Milford Regional Medical	6
St. Luke's Hosp. (Southcoast)	6
Sturdy Memorial	6
Tobey Hosp. (Southcoast)	6

Top Placement Hospitals January Ages 18+	
Change in Level of Care	26
Southcoast Behavioral Health	10
Arbour Hospital	9
Pembroke Hospital	8
Beth Israel Deaconess Medical Center	5

Expedited Psychiatric Inpatient Admission Dashboard

February 2019 – January 2020 Summary Statistics

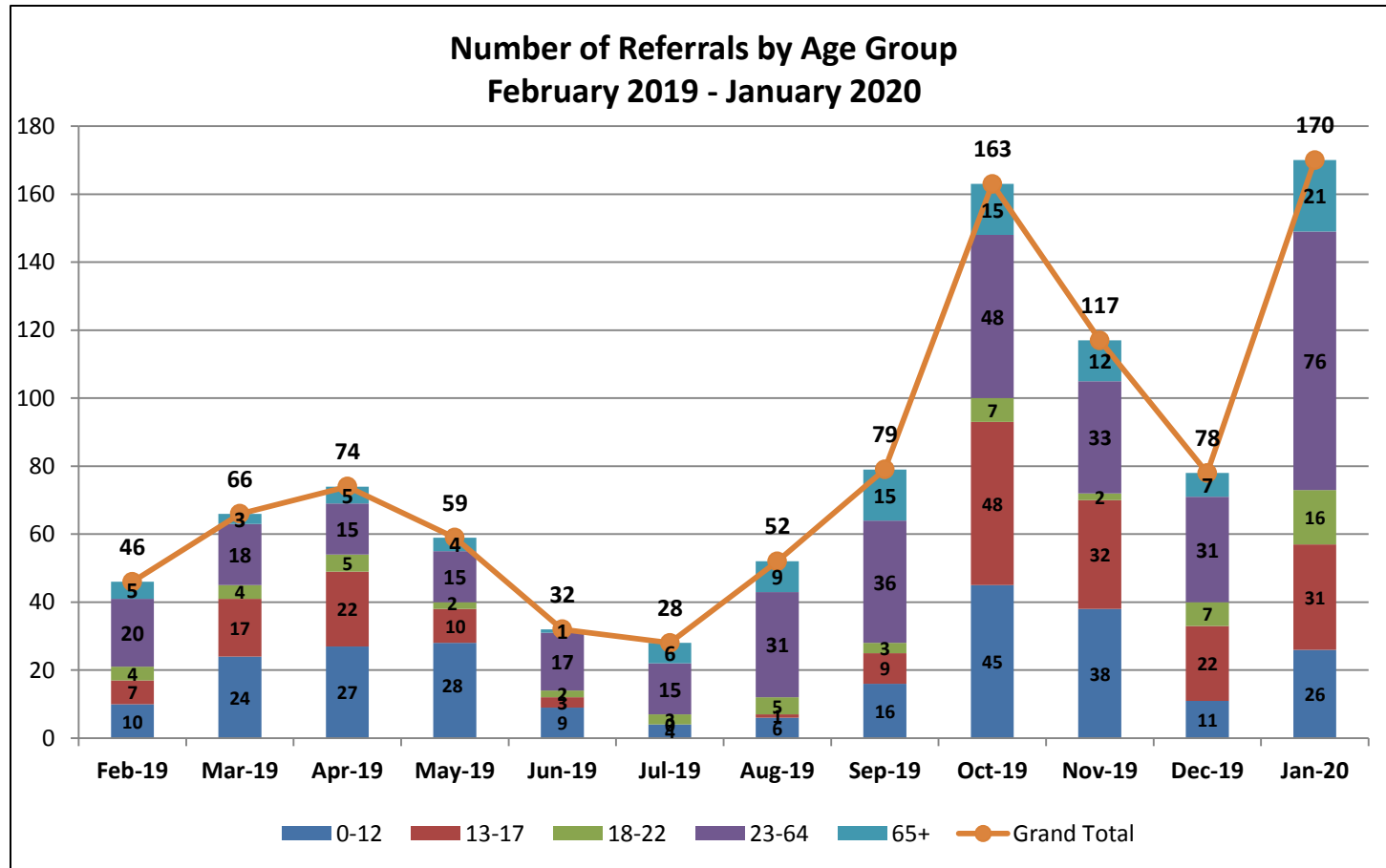
Total Number of Referrals 964



Expedited Psychiatric Inpatient Admission Dashboard

February 2019 – January 2020 Summary Statistics

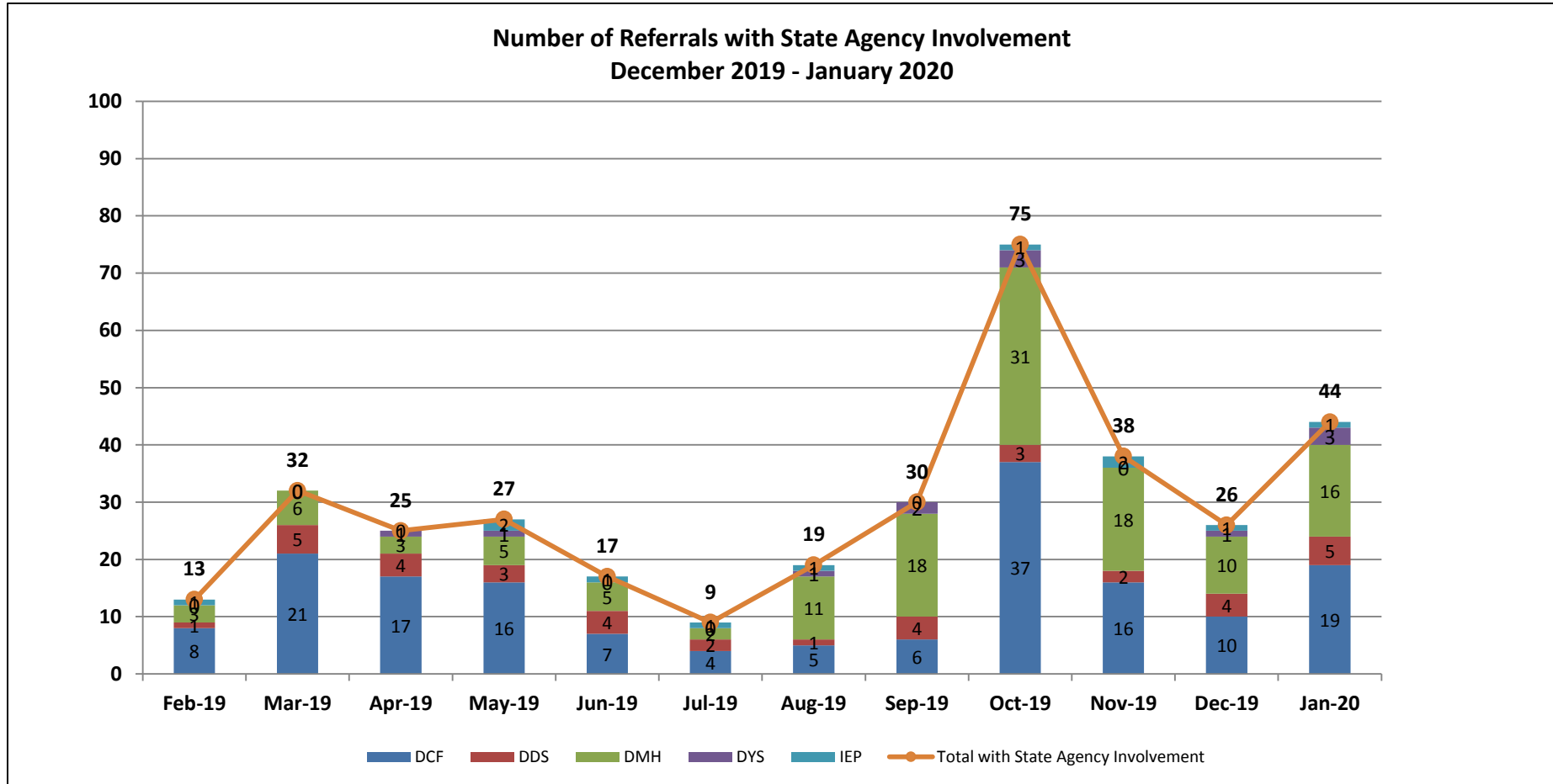
Total Number of Referrals 964



Expedited Psychiatric Inpatient Admission Dashboard

February 2019 – January 2020 Summary Statistics

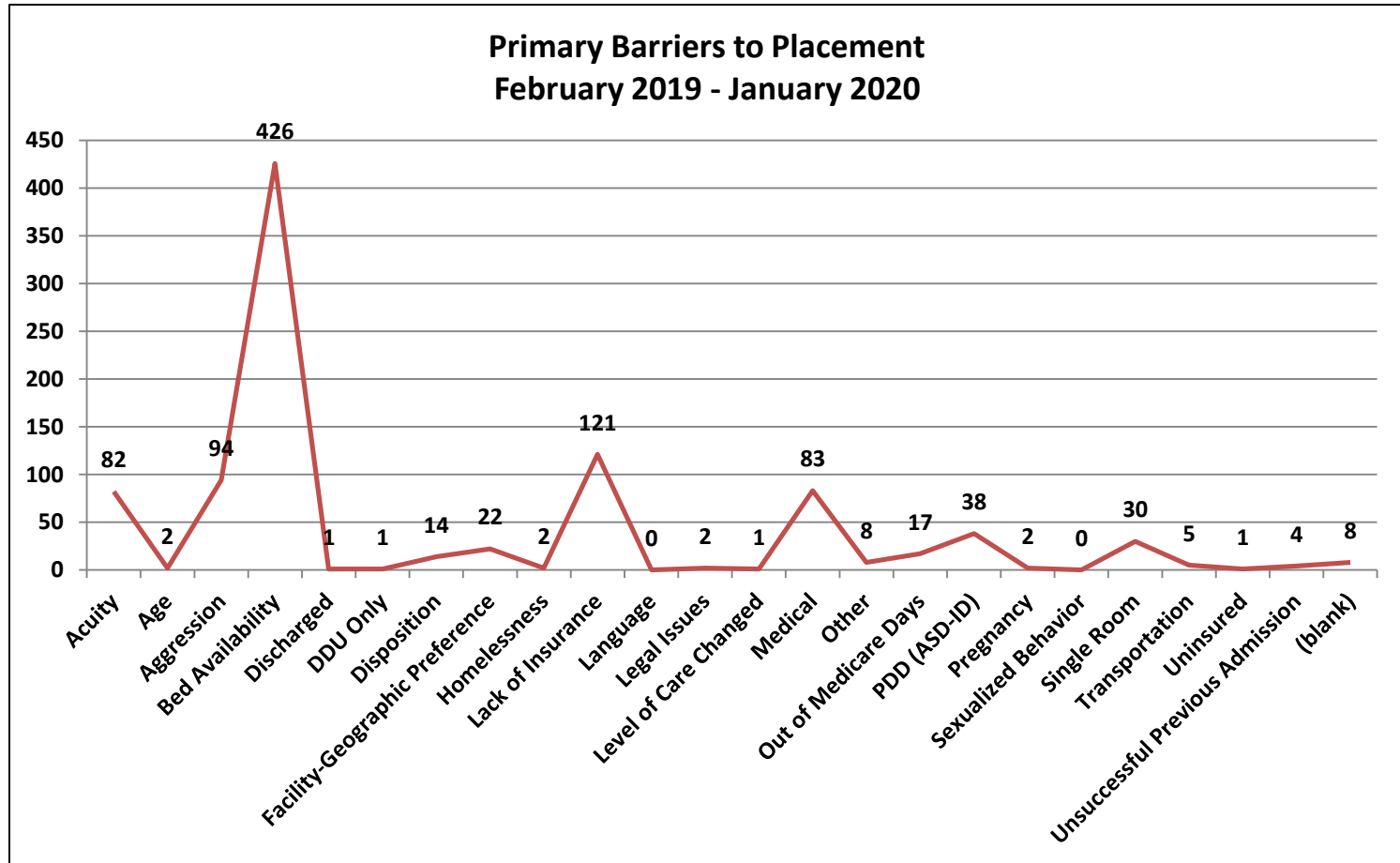
Total Number of Referrals 964



Expedited Psychiatric Inpatient Admission Dashboard

February 2019 – January 2020 Summary Statistics

Total Number of Referrals 964

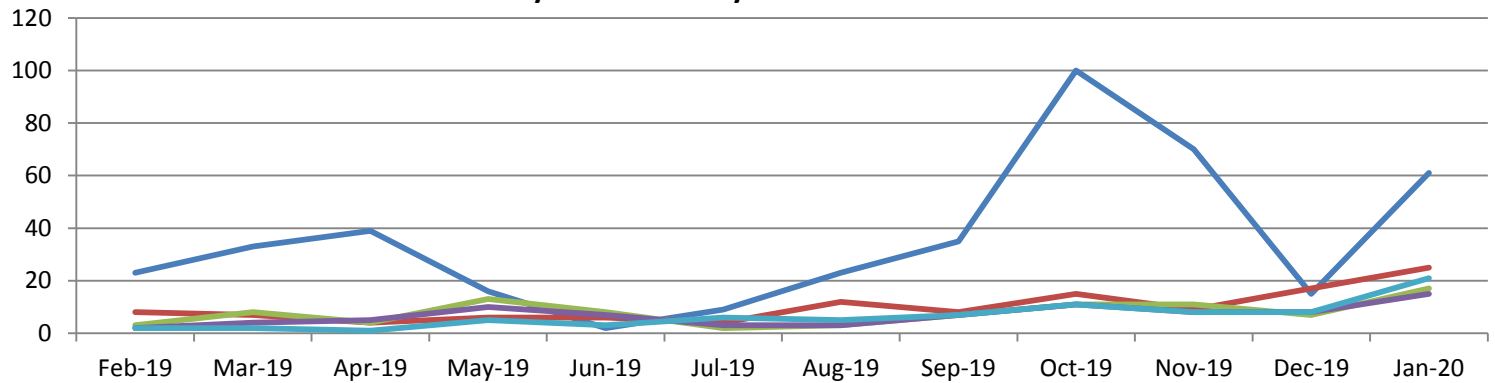


Expedited Psychiatric Inpatient Admission Dashboard

February 2019 – January 2020 Summary Statistics

Total Number of Referrals 964

Top 5 Barriers to Placement by Month
February 2019 - January 2020



	Feb-19	Mar-19	Apr-19	May-19	Jun-19	Jul-19	Aug-19	Sep-19	Oct-19	Nov-19	Dec-19	Jan-20
Bed Availability	23	33	39	16	2	9	23	35	100	70	15	61
Lack of Insurance	8	7	4	6	6	4	12	8	15	9	17	25
Aggression	3	8	4	13	8	2	3	7	11	11	7	17
Medical	2	4	5	10	7	3	3	7	11	8	8	15
Acuity	2	2	1	5	3	6	5	7	11	8	8	21

Expedited Psychiatric Inpatient Admission Dashboard
February 2019 – January 2020 Summary Statistics
Total Number of Referrals 964

Top Boarding Hospitals YTD Ages 0 - 17	
Children's Hosp.	74
Brockton Hosp.	18
St. Luke's Hosp. (Southcoast)	17
Baystate Medical Springfield	14
Newton Wellesley	14
South Shore Hosp.	14
Boston Medical Center	13
Mass General Hosp.	13
Cape Cod Hosp.	11
Beverly Hosp. (Lahey)	10
Lawrence General	10

Top Placement Hospitals YTD Ages 0 - 17	
CHA Cambridge Hospital	75
Level of care changed	46
Westborough Behavioral Healthcare Hospital, LLC	33
Hospital for Behavioral Medicine	28
Hampstead Hospital	19
Arbour Hospital	18
TaraVista Behavioral Health	17
Anna Jaques Hospital	16
Children's Hospital	14
Discharged	14

Top Boarding Hospitals YTD Ages 18+	
St. Luke's Hosp. (Southcoast)	37
BID Plymouth (Jordan Hosp.)	31
Sturdy Memorial	25
Lawrence General	23
Mass General Hosp.	22
South Shore Hosp.	18
Mount Auburn	17
BID Boston	16
Leominster Hosp. (UMASS)	14
Lowell General Hosp.	13

Top Placement Hospitals YTD Ages 18+	
Level of care changed	49
Southcoast Behavioral Health	36
Arbour Hospital	26
Discharged	13
Fuller Hospital	12
Heywood Hospital	12
Emerson Hospital	11
Westborough Behavioral Healthcare Hospital, LLC	11
Metrowest Medical Center	10
Anna Jaques Hospital	9
Harrington Hospital	9
Pembroke Hospital	9