

EPIA
June 2020
All Ages

Total for Period: 325

Expedited Psychiatric Admissions Dashboard – June 2020¹

Expedited Psychiatric Inpatient Admission Dashboard	Jun-20				May-20			Variance (Apr. vs. May.)		Percent Change (Apr. vs. May..)		YTD (Rolling 12 Months)	
	Referrals		Time to Placement		Referrals	ATP ³	Referrals	ATP ³	Referrals	ATP ³	Referrals	ATP ³	
			Average	Max									
SUMMARY	325		1.74	15	221	2.3	104	-0.56	47%	-24%	1,594	2.08	
Age Groups													
0-12	26	8%	2.15	9	38	6%	2.74	-12	-0.59	-32%	-22%	228	2.4
13-17	41	13%	3.07	15	48	13%	3	-7	0.07	-15%	2%	340	2.59
Subtotal: 0-17	67	21%	2.61		86	19%	2.87	-19	-0.26	-22%	-9%	568	2.495
18-22	15	5%	1.60	6	11	12%	1.82	4	-0.22	36%	-12%	94	2.35
23-64	190	58%	1.34	9	100	55%	1.88	90	-0.54	90%	-29%	696	1.78
65+	53	16%	2.02	11	24	14%	2.13	29	-0.11	121%	-5%	236	1.77
Insurance Coverage													
Commercial	35	11%	2.00	11	29	22%	3.28	6	-1.28	21%	-39%	238	2.51
Health Safety Net	9	3%	2.22	4	4	2%	0.5	5	1.72	125%	344%	24	1.87
MassHealth ACO/MCO ⁴	119	37%	1.83	15	119	44%	2.11	0	-0.278	0%	-13%	642	2.16
MassHealth Fee-for-Service	3	1%	2.00	3	1	0	1	2	-	-	-	17	2.06
MassHealth (Unspedfied)	9	3%	1.33	3	5	2%	3.6	4	-2.27	80%	-63%	55	1.55
Medicare Only	16	5%	1.62	6	5	11%	1.4	11	0.224	220%	16%	78	2.09
Medicaid only - Out of State	5	2%	3.50	9	1	3%	5	4	-1.5	400%	-30%	25	2.12
Medicaid-Medicare	89	27%	1.53	7	40	22%	2.03	49	-0.5	123%	-25%	282	1.82
Tricare (VA)	0	0%	-	-	0	0%	-	-	-	-	-	-	-
Uninsured	39	12%	1.49	6	17	14%	2.76	22	-1.273	129%	-46%	233	1.87
State Agency Engagement													
DCF	25		3.76	15	25		3.24	0	0.52	0%	16%	202	2.614
DDS	6		1.50	3	5		2.8	1	-1.3	20%	-46%	45	3.844
DMH	43		2.04	15	24		1.71	19	0.33	79%	19%	224	2.21
DYS	0		-	-	2		4	-2	-	-100%	-	14	3.14

¹ Time to placement is calculated as the number of days after DMH receives a referral and the patient is placed/discharged from the Emergency Room.

³ ATP: Average Time to Placement

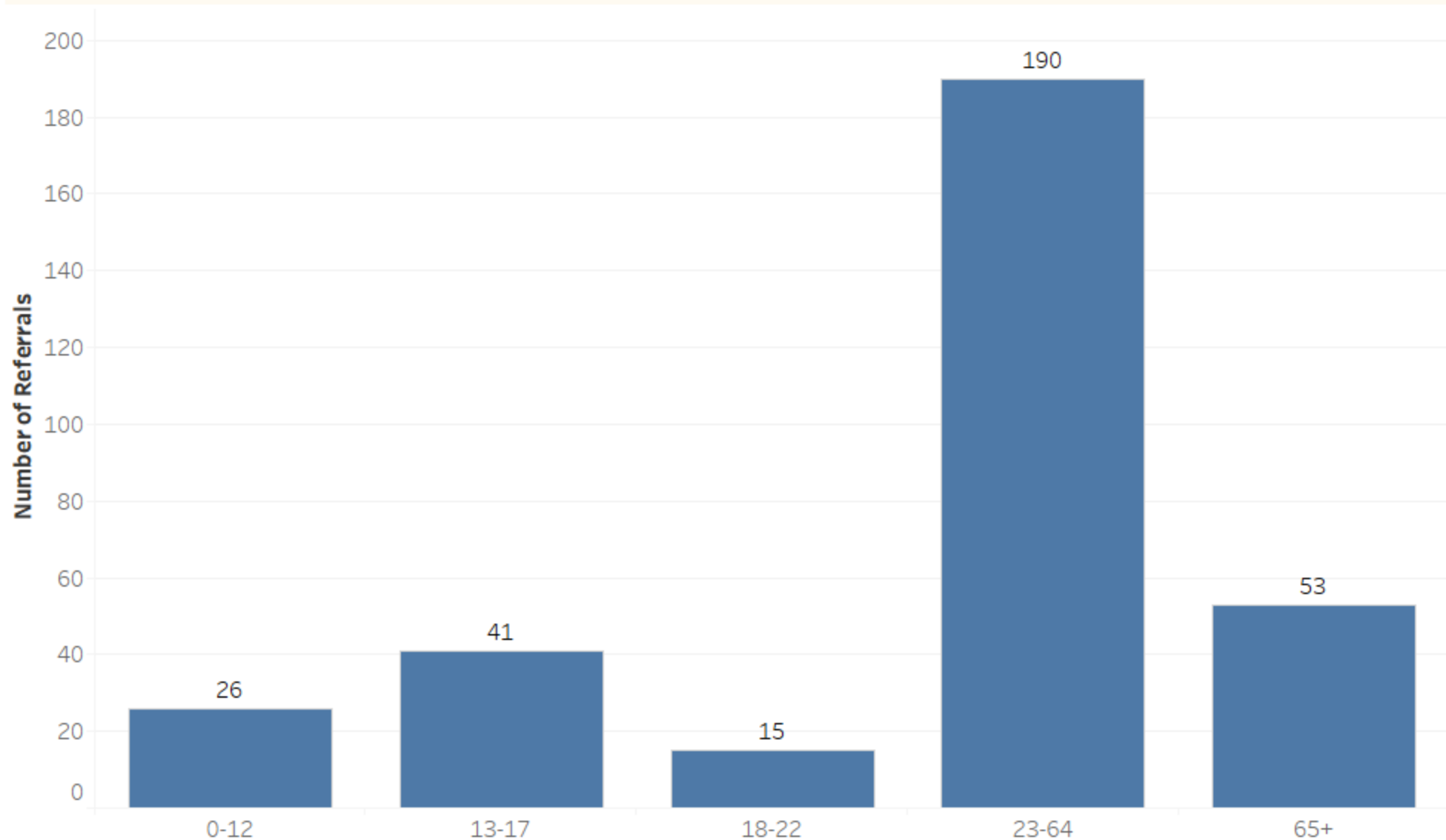
⁴ ACO/MCO data includes the PCC Plan

Referrals by Age Group

Number of Referrals **All Ages** by Age Group
June 2020 Total Number of Referrals – 325

Referral Date
June 2020

Age Range
All Ages

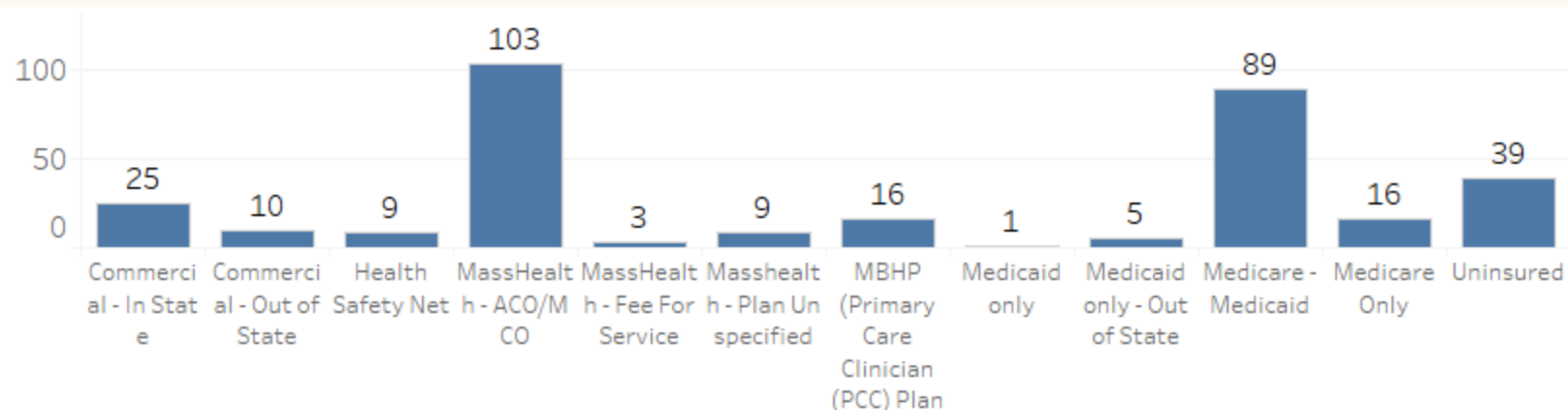


Referrals by Insurance Plan Type

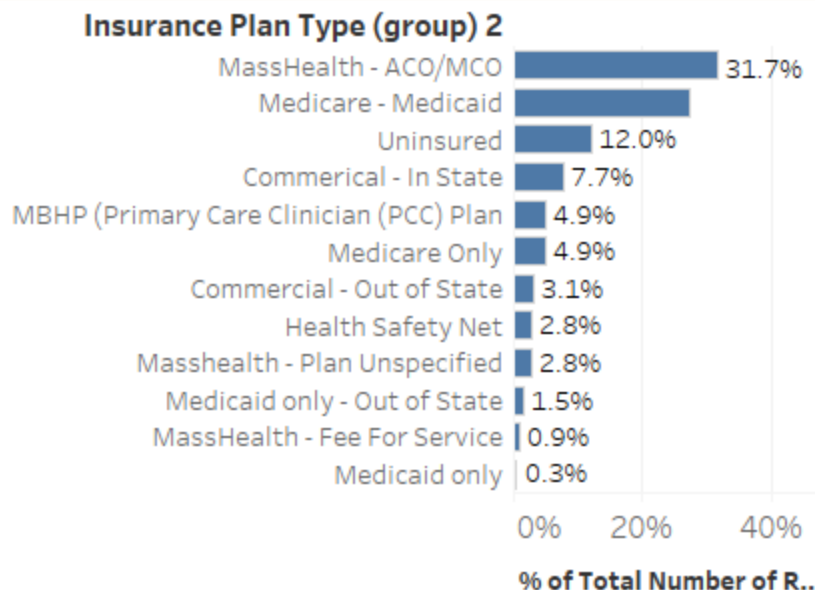
Number of Referrals **All Ages** by Insurance Plan Type
June 2020 Total Number of Referrals – 325

Referral Date
June 2020

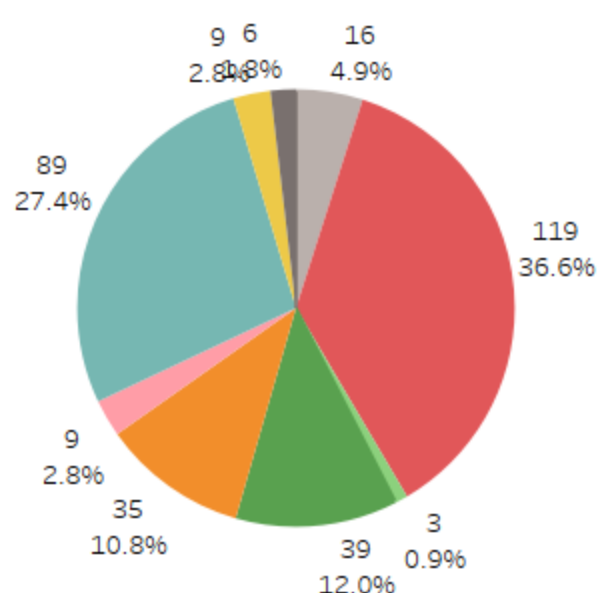
Age Range
All Ages



Percentage of Referrals **All Ages** by Insurance Plan Type



Percentage of Referrals **All Ages** by Insurance Plan Type (group)



Insurance Plan Type (group)

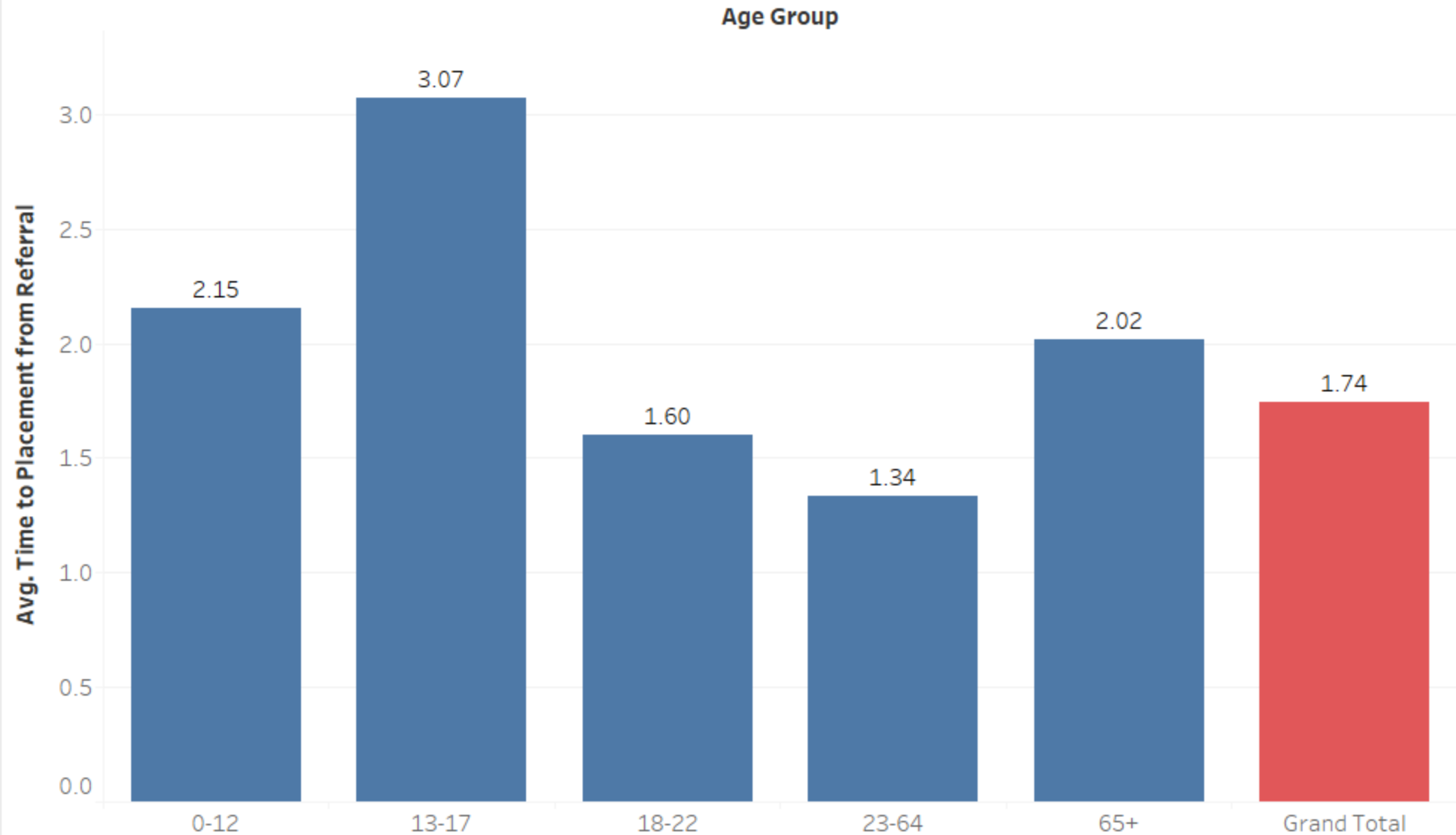
- Medicare Only
- MassHeath ACO/MCO
- Masshealth FFS
- Uninsured
- Commercial
- Health Safety Net
- Medicare Medicaid
- MassHealth Unspec..
- Medicaid only

Average Time to Placement from Referral by Age Group

Average Time (Days) to Placement from Referral by Age Group
June 2020 All Ages

Referral Date
June 2020

Age Range
All Ages



Average Time to Placement from Referral by Age

Average Time (Days) to Placement from Referral by Age

June 2020 All Ages

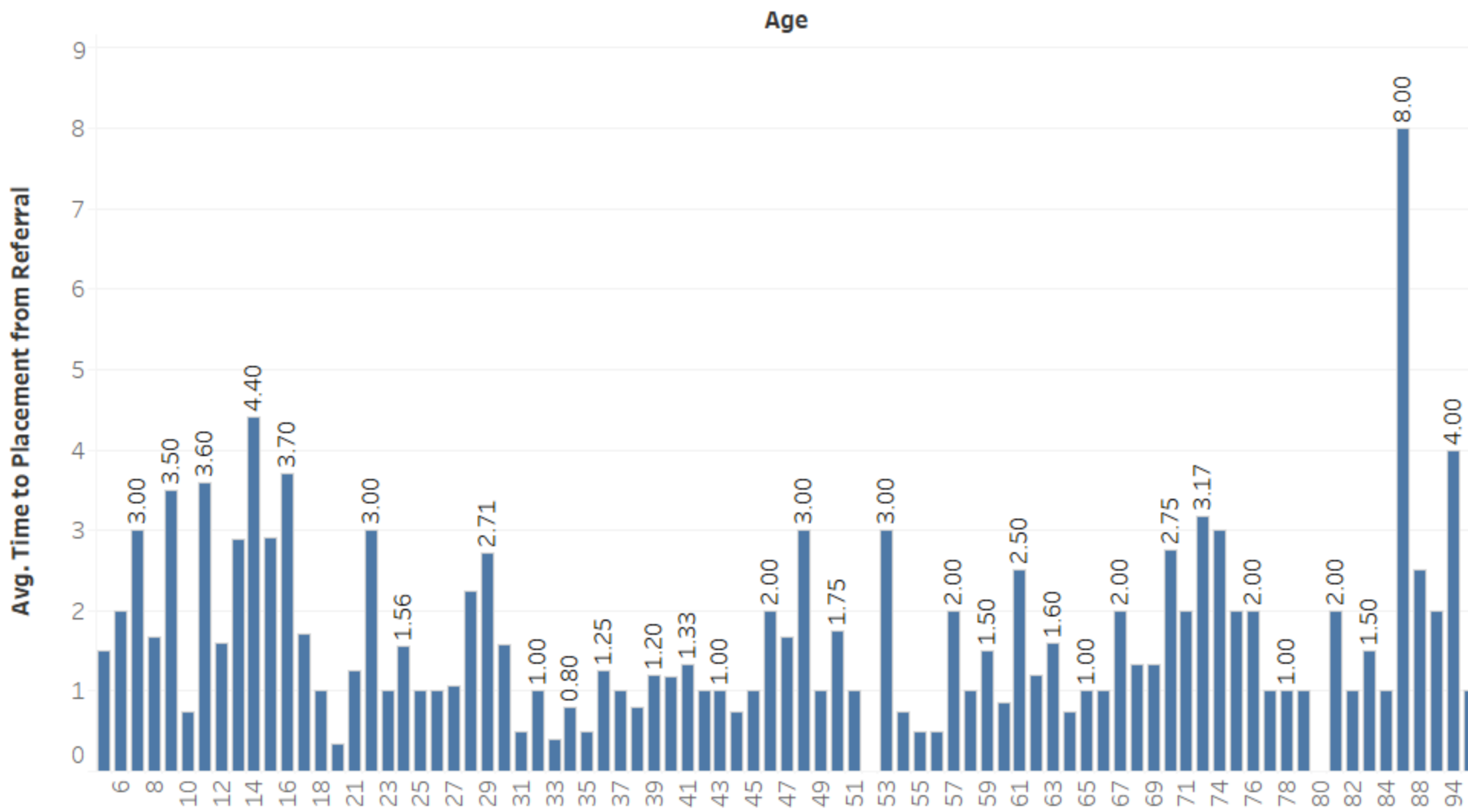
Total Number of Referrals – 325

Referral Date

June 2020

Age Range

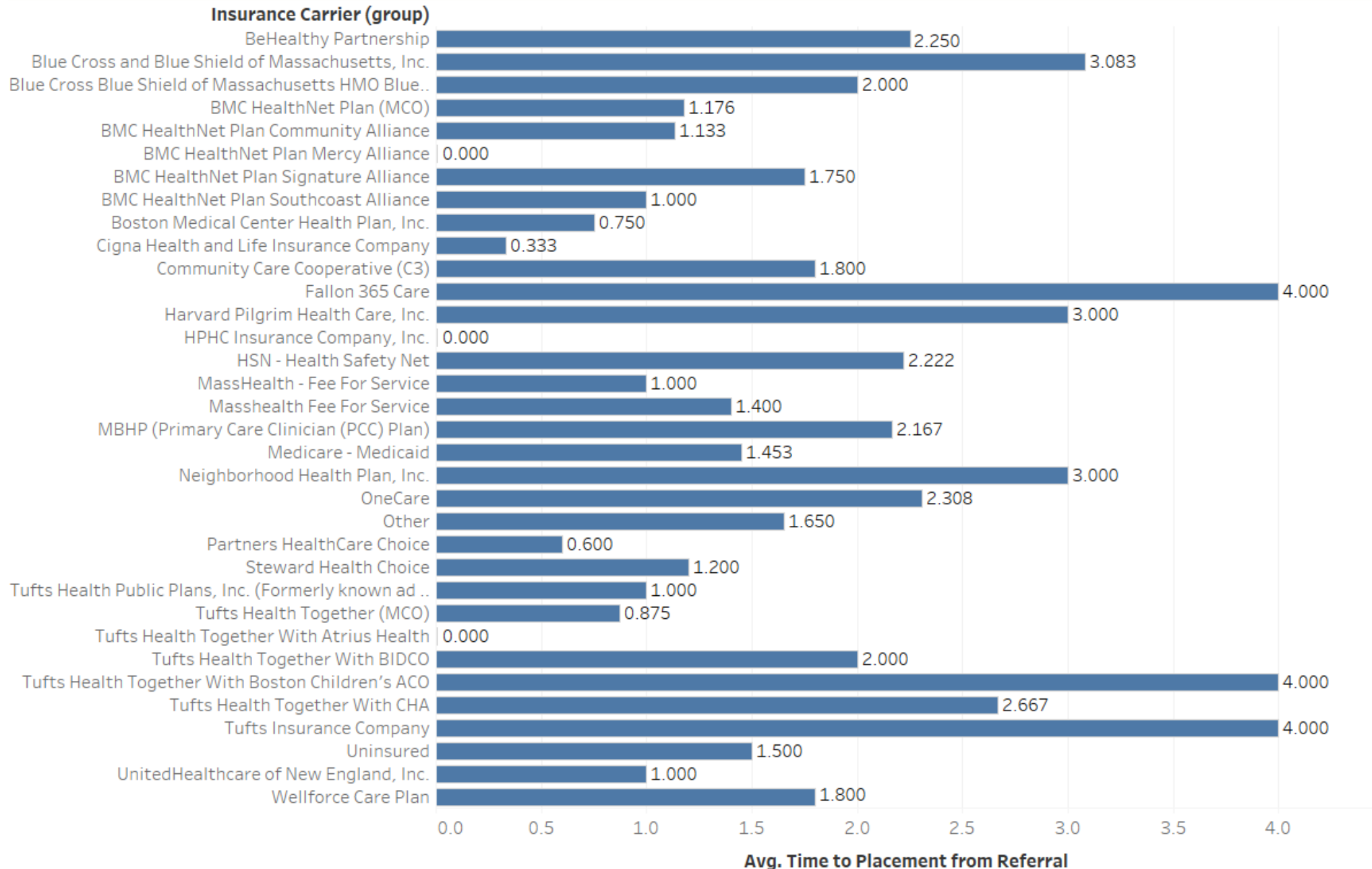
All Ages



Average Time to Placement (Days) from Referral by Insurance Carrier

June 2020 All Ages

Total Number of Referrals – 325



Referrals by Race

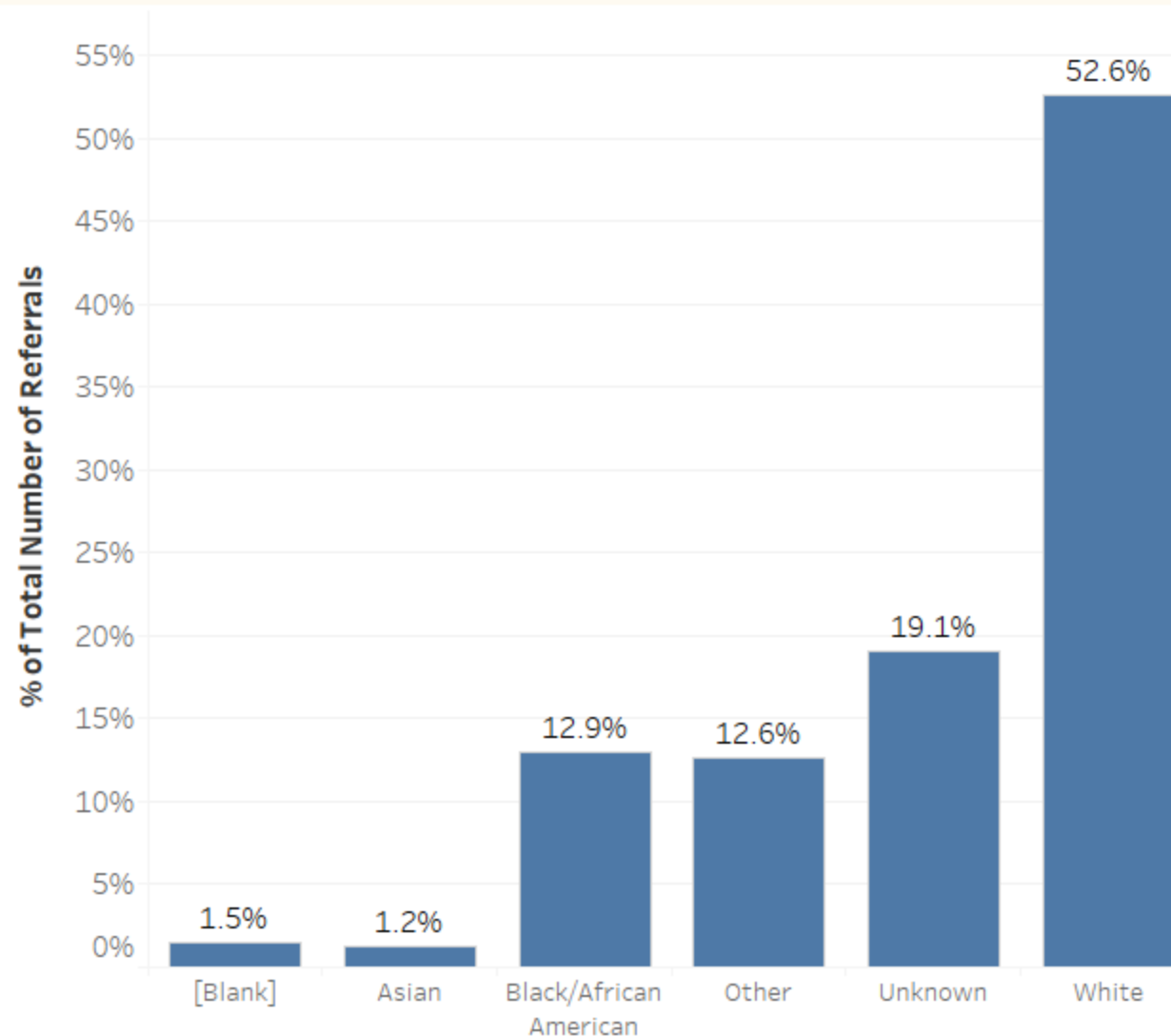
Referral Date
June 2020

Age Range
All Ages

Percentage of Referrals by Race

June 2020 All Ages

Total Number of Referrals – 325



Referrals by Race

June 2020 All Ages

Total Number of Referrals –

Race (group)	
[Blank]	5
Asian	4
Black/African American	42
Other	41
Unknown	62
White	171
Grand Total	325

Referrals by Ethnicity

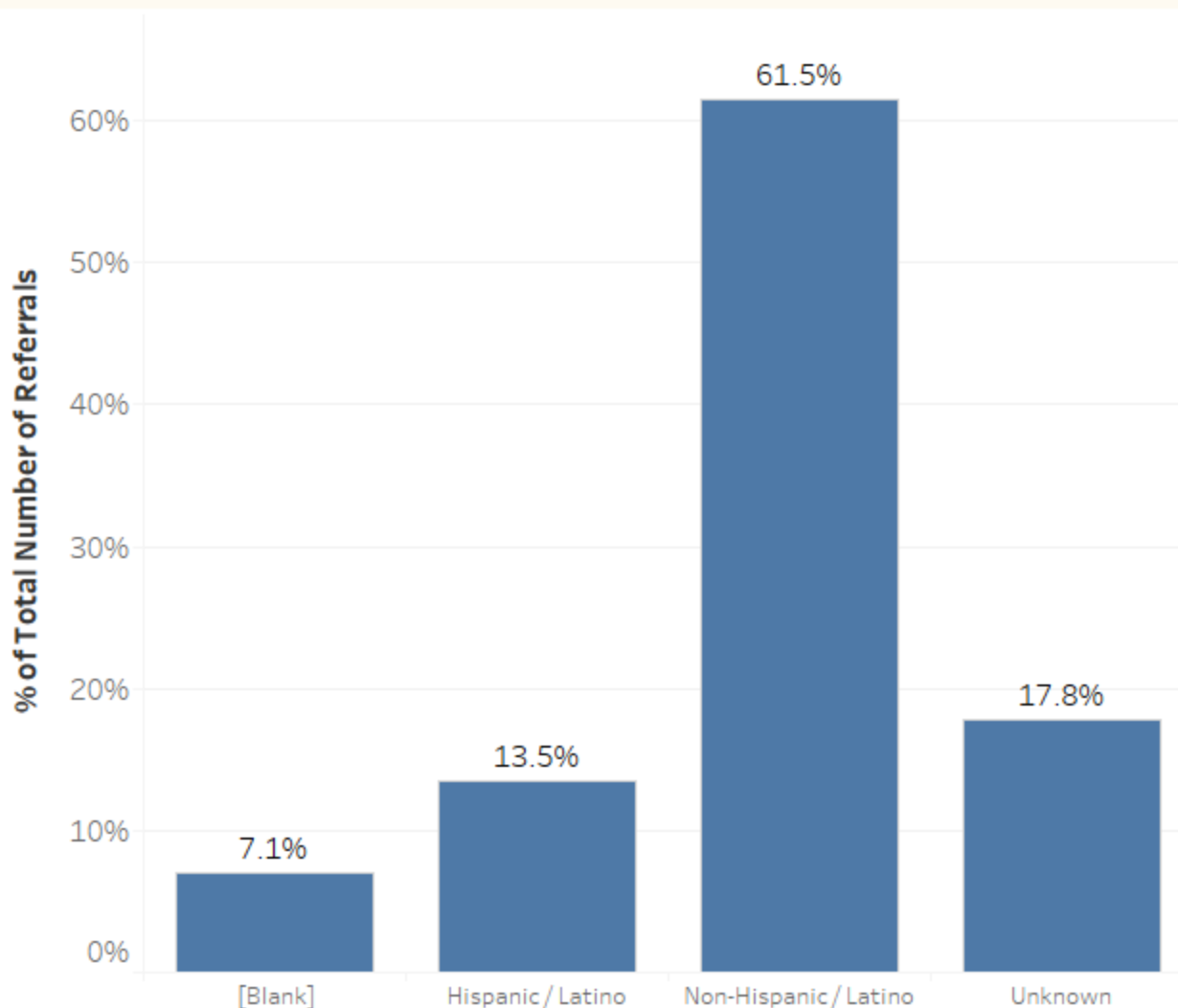
Referral Date
June 2020

Age Range
All Ages

Percentage of Referrals by Ethnicity

June 2020 All Ages

Total Number of Referrals – 325



Referrals by Ethnicity

June 2020 All Ages

Total Number of Referrals – 325

Is Member Hispanic?

[Blank] 23

Hispanic / Latino 44

Non-Hispanic / Latino 200

Unknown 58

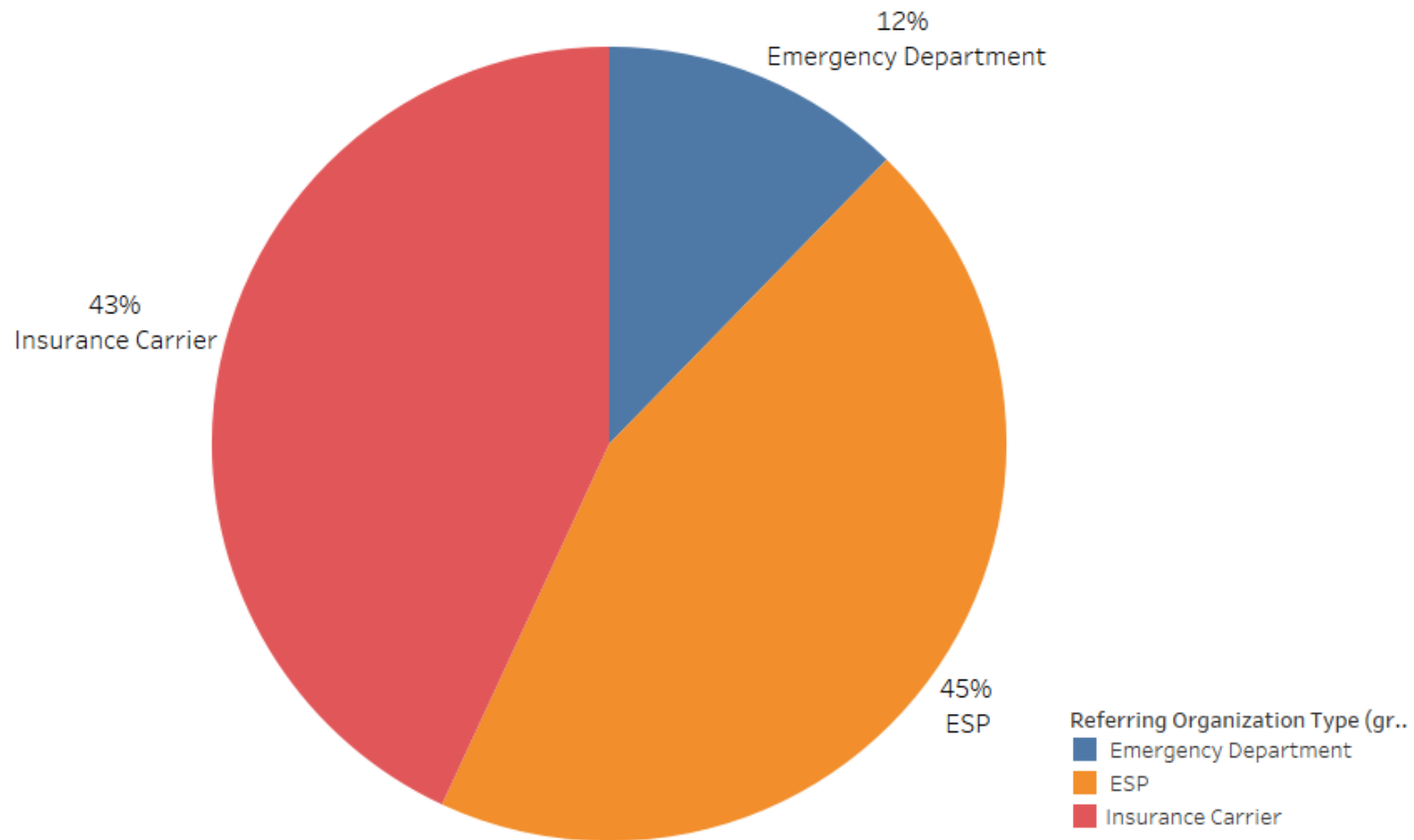
Grand Total 325

Type of Referral

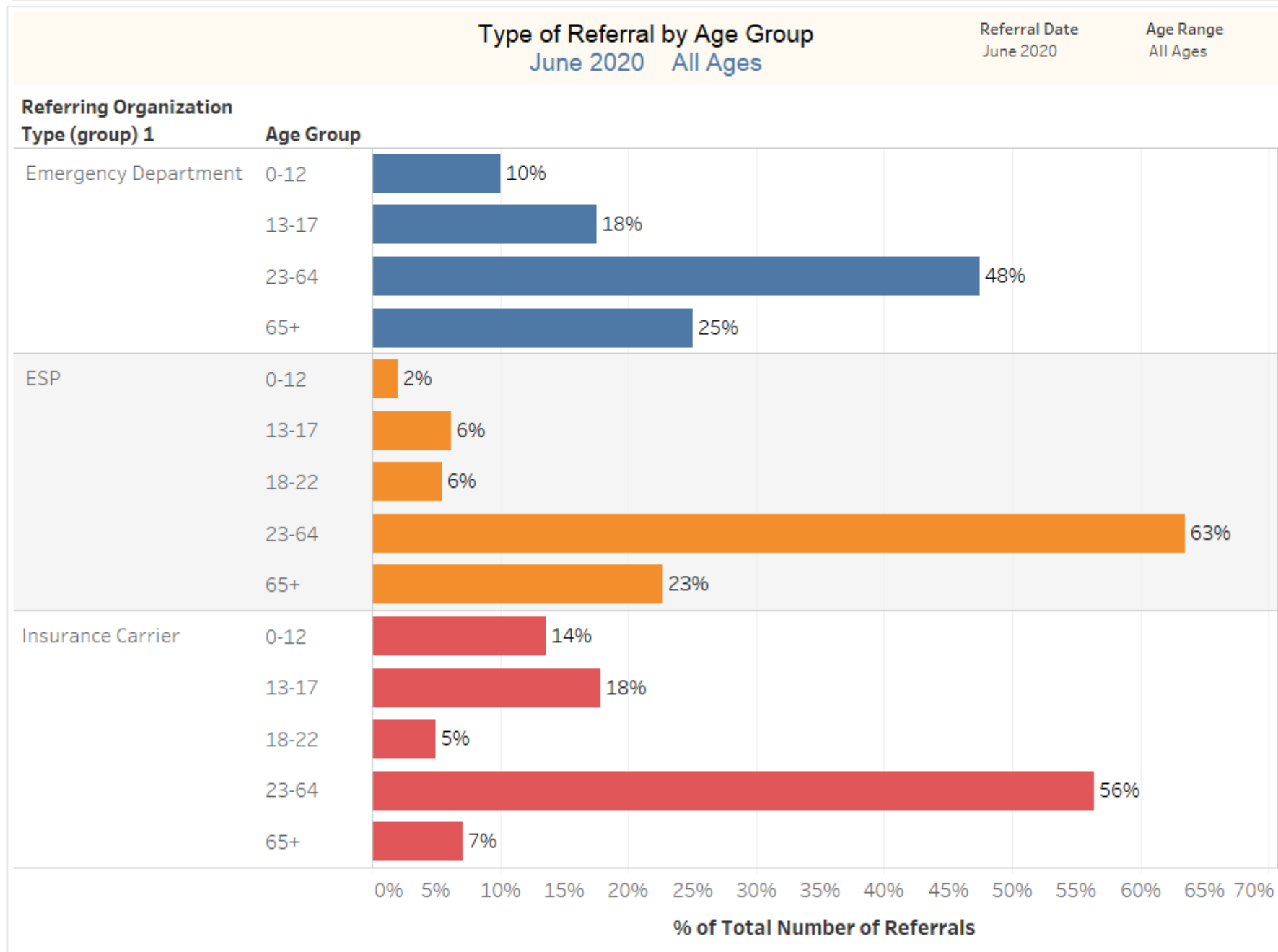
Type of Referral
June 2020 All Ages
Total Number of Referrals – 325

Referral Date
June 2020

Age Range
All Ages



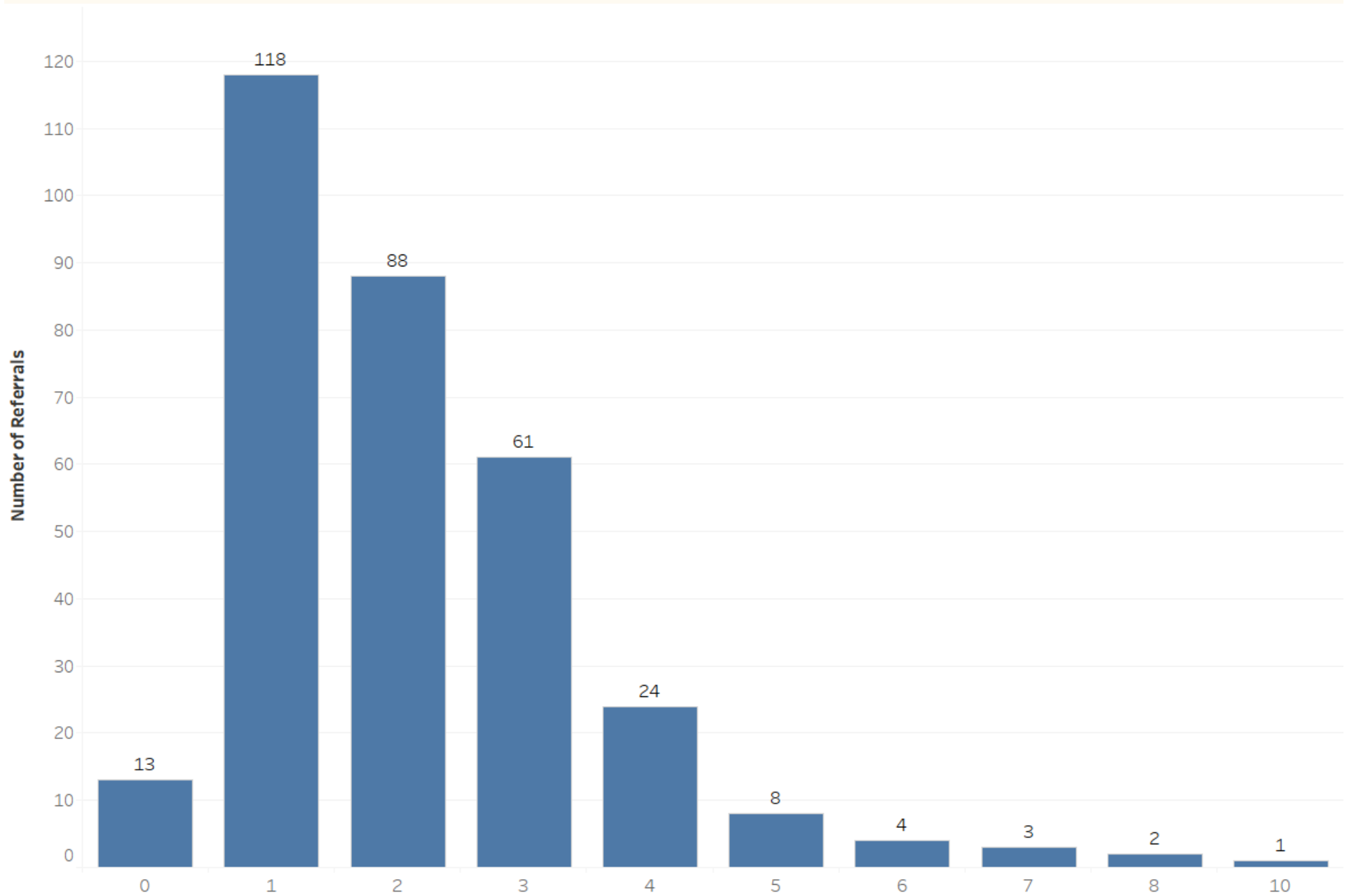
Type of Referral by Age Group



Time to Referral (Days) from Initial Evaluation

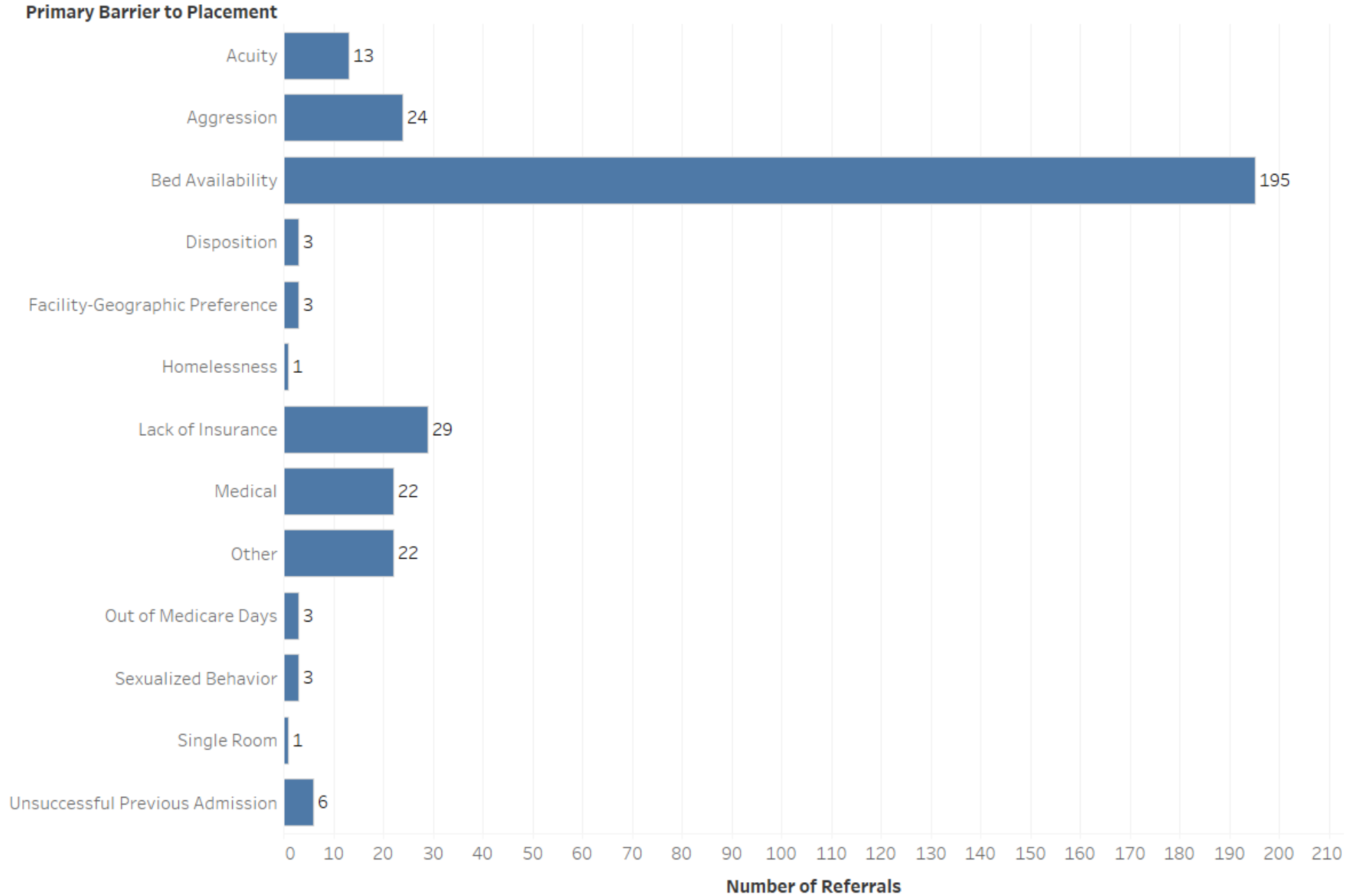
June 2020 All Ages

Total Number of Referrals – 322*

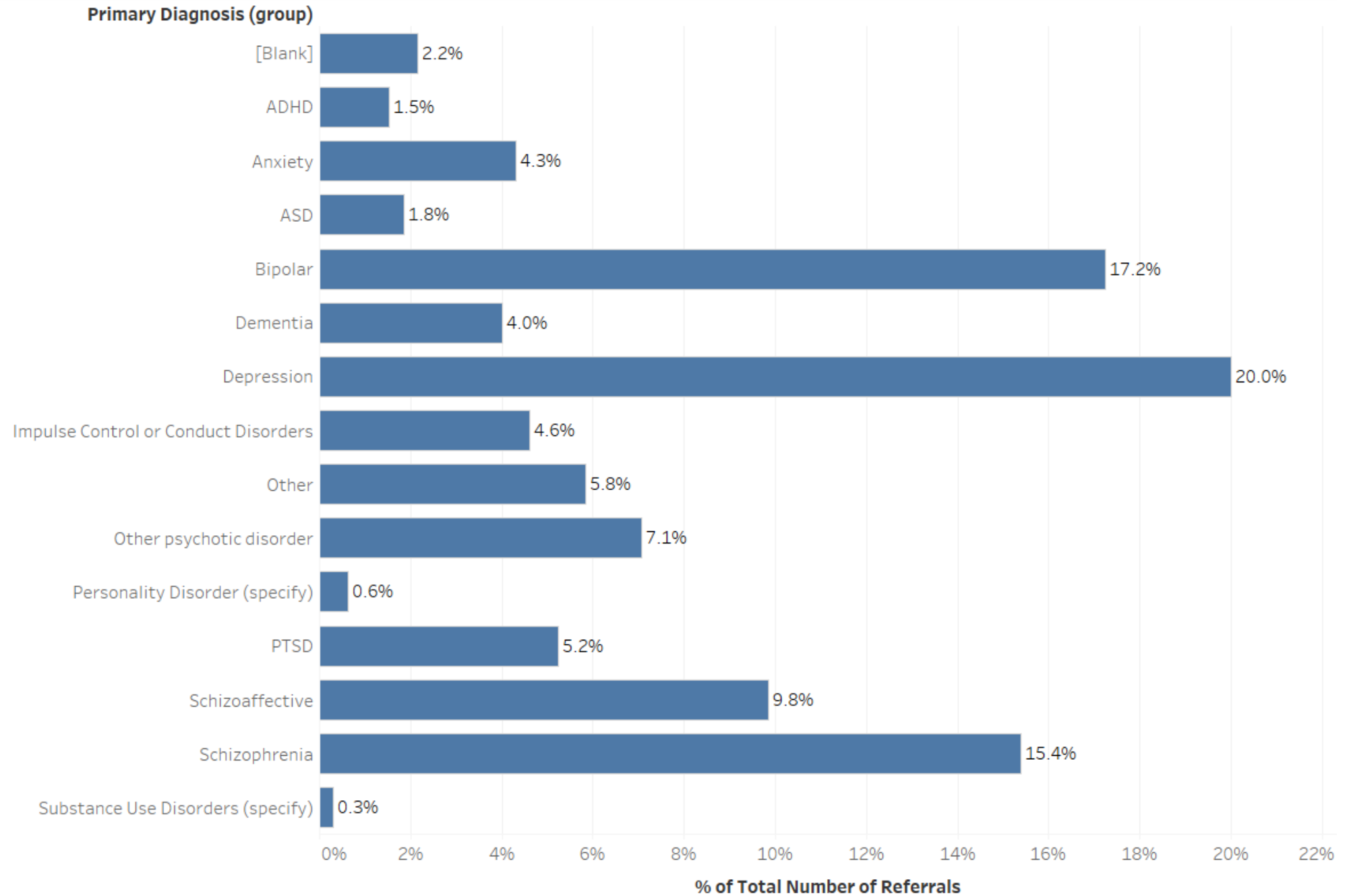


*Referrals with no evaluation date reported, evaluation date after referral or reported evaluation date more than 30 days before referral removed with expectation these are reporting errors

Primary Barriers to Placement
June 2020 All Ages
Total Number of Referrals – 325



Primary Diagnosis
June 2020 All Ages



Top 10 Boarding / Placement Hospitals

Top 10 Boarding Hospitals

June 2020 All Ages

Boarding Facility (group)	
Lowell General (Saints Memorial Medical Center)	36
Baystate Medical Springfield	23
St. Luke's Hosp. (Southcoast)	22
South Shore Hosp.	15
Children's Hospital	14
Lawrence General	13
Cha Everett Hosp. (Whidden)	12
Sturdy Memorial	12
BID Plymouth (Jordan Hosp.)	11
Brockton Hosp.	10

Top 10 Placement Hospitals

June 2020 All Ages

Placement Hospital Name w LOCC Boarding Facility..	
Hospital For Behavioral Medicine	19
TaraVista Behavioral Health	14
Southcoast Beahavioral Health	14
Pembroke Hospital	13
St. Elizabeth's Hospital	11
Cambridge Hospital	11
Arbour Hospital	11
Pocasset Mental Health Center	10
Lowell General Hosp.	10
Fuller Hospital	10

Boarding Facilities where "Level of Care Changed"

Boarding Facilities where "Level of Care Changed"

June 2020 All Ages

Placement Hospital Name (group)	Boarding Facility (group)	
Level of Care Changed	Lowell General (Saints Memorial Medical Center)	10
	St. Luke's Hosp. (Southcoast)	8
	Lawrence General	6
	Baystate Medical Springfield	5
	Brockton Hosp.	4
	Lahey Burlington	4
	BID Plymouth (Jordan Hosp.)	3
	Children's Hospital	3
	Good Samaritan (Steward)	3
	Holyoke Medical	3
	South Shore Hosp.	3
	BID Boston	2
	Carney Hosp. (Steward)	2
	Cha Cambridge Hosp.	2
	Sturdy Memorial	2
	Tobey Hosp. (Southcoast)	2
	Tufts Medical Center	2
	Boston Medical Center	1
	Brigham and Women's	1
	Cha Everett Hosp. (Whidden)	1
	Harrington Memorial Southbridge	1
	Harrington Webster	1
	Heywood Hosp.	1
	Leominster Hosp. (UMASS)	1
	Melrose Wakefield Hosp.	1
	Mercy Medical Center	1
	Milford Regional Medical	1
	Mount Auburn	1
	Nashoba Valley Medical (Steward)	1
	St. Anne's Hosp. (Steward)	1
Grand Total		77

Referrals for Uninsured by Boarding / Placement Hospital

Referrals for Uninsured by Boarding Hospital June 2020 All Ages		Referrals for Uninsured by Placement Hospital June 2020 All Ages	
Boarding Facility		Placement Hospital Name w LOCC Boarding F..	
Lowell General (Saints Memorial Medical Center)	6	BID Boston	4
St. Luke's Hosp. (Southcoast)	5	BID Plymouth	1
Charlton Memorial (Southcoast)	4	Brigham and Women's	1
Lawrence General	4	Cambridge Hospital	1
BID Boston	3	CHA Everett Hospital	1
Brigham and Women's	3	Coorigan Mental Health Center	2
Cha Everett Hosp. (Whidden)	3	Harrington Hospital	1
BID Plymouth (Jordan Hosp.)	2	Haverhill Pavilion	3
South Shore Hosp.	2	Lawrence General	3
Tobey Hosp. (Southcoast)	2	Leominster Hosp. (UMASS)	1
Boston Medical Center	1	Lowell General Hosp.	2
Cape Cod Hosp.	1	Melrose Wakefield Hospital	3
Leominster Hosp. (UMASS)	1	North Shore Medical Center	1
Sturdy Memorial	1	Pembroke Hospital	1
Tufts Medical Center	1	Pocasset Mental Health Center	6
Grand Total	39	Southcoast Behavioral Health	1
		St. Luke's Hosp. (Southcoast)	1
		TaraVista Behavioral Health	1
		Tobey Hosp. (Southcoast)	2
		Tufts Medical Center	2
		Westborough Behavioral Health	1
		Grand Total	39

Note: "Uninsured" includes both Uninsured and HSN populations

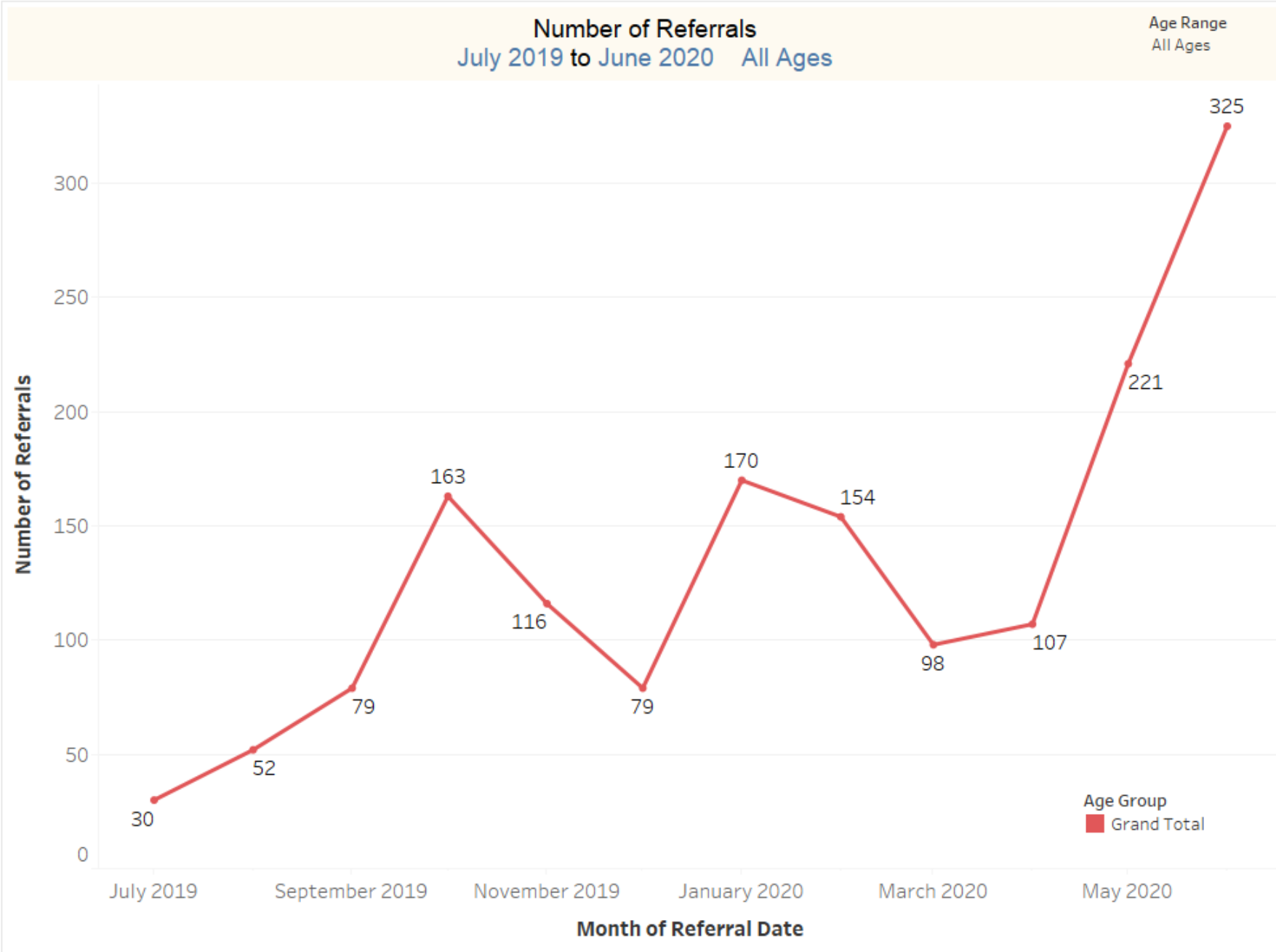
Last 12 Months Accumulated Data

July 2019 through June 2020

Total Referrals for the Period: 1,594

Number of Referrals - 12 months

Override Date Range? Start Date (..
True 7/1/2019

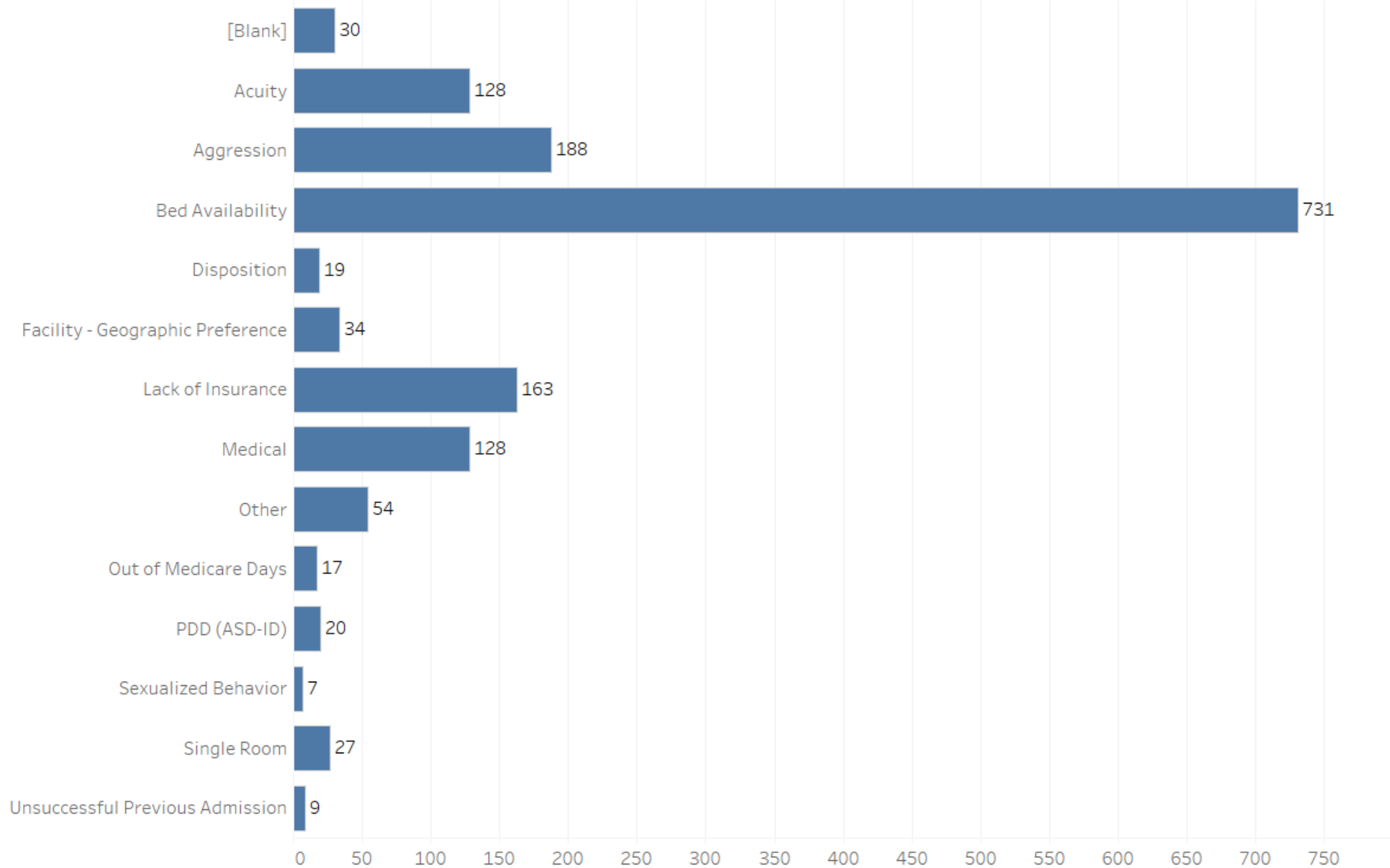


Top 15 Primary Barriers to Placement - 12 months

July 2019 to June 2020 All Ages

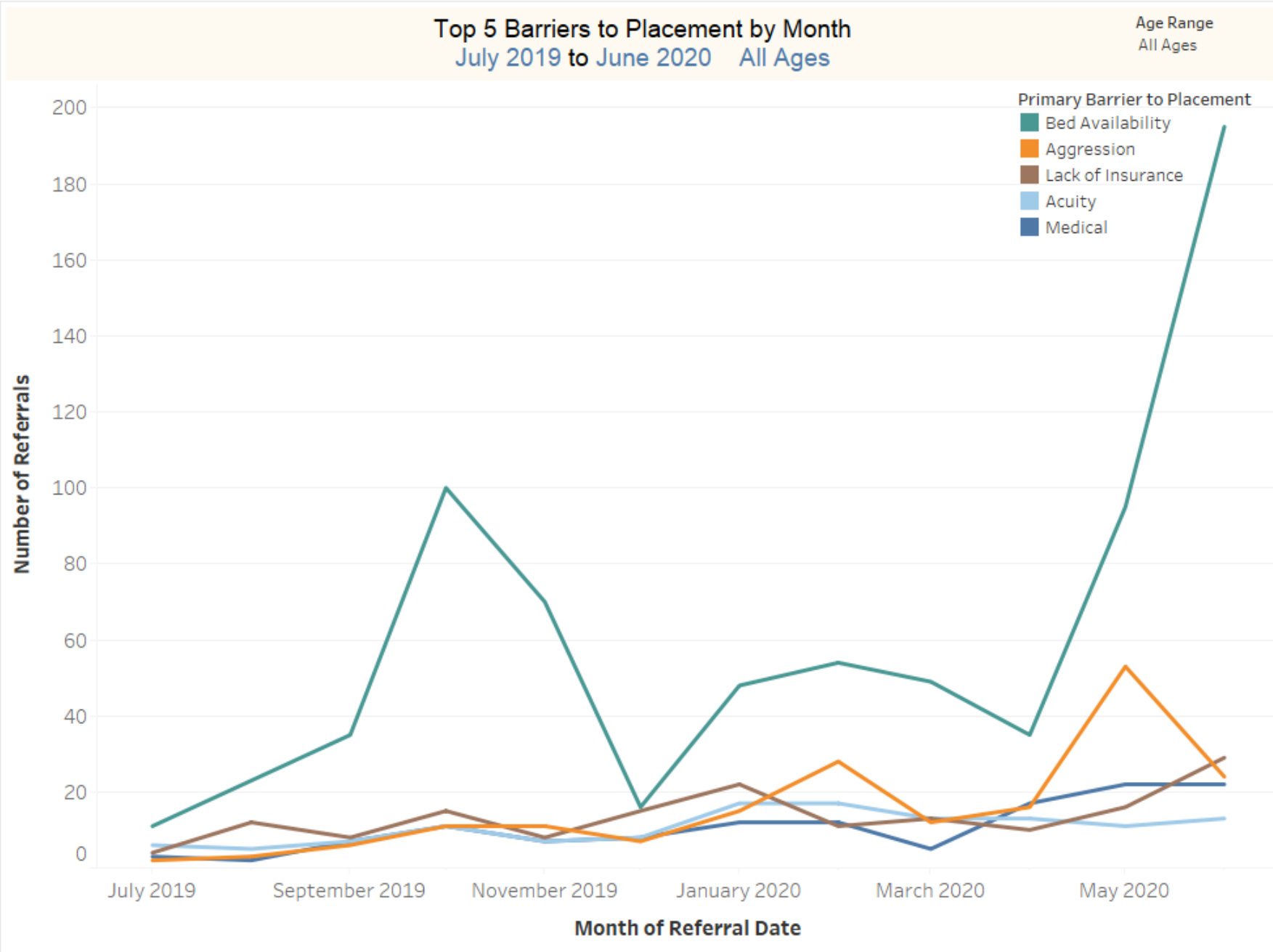
Total Number of Referrals for Top 15 Primary Barriers to Placement – 1,555

Primary Barrier to Placement (gr..



Number of Referrals

Top 5 Barriers to Placement by Month - 12 months



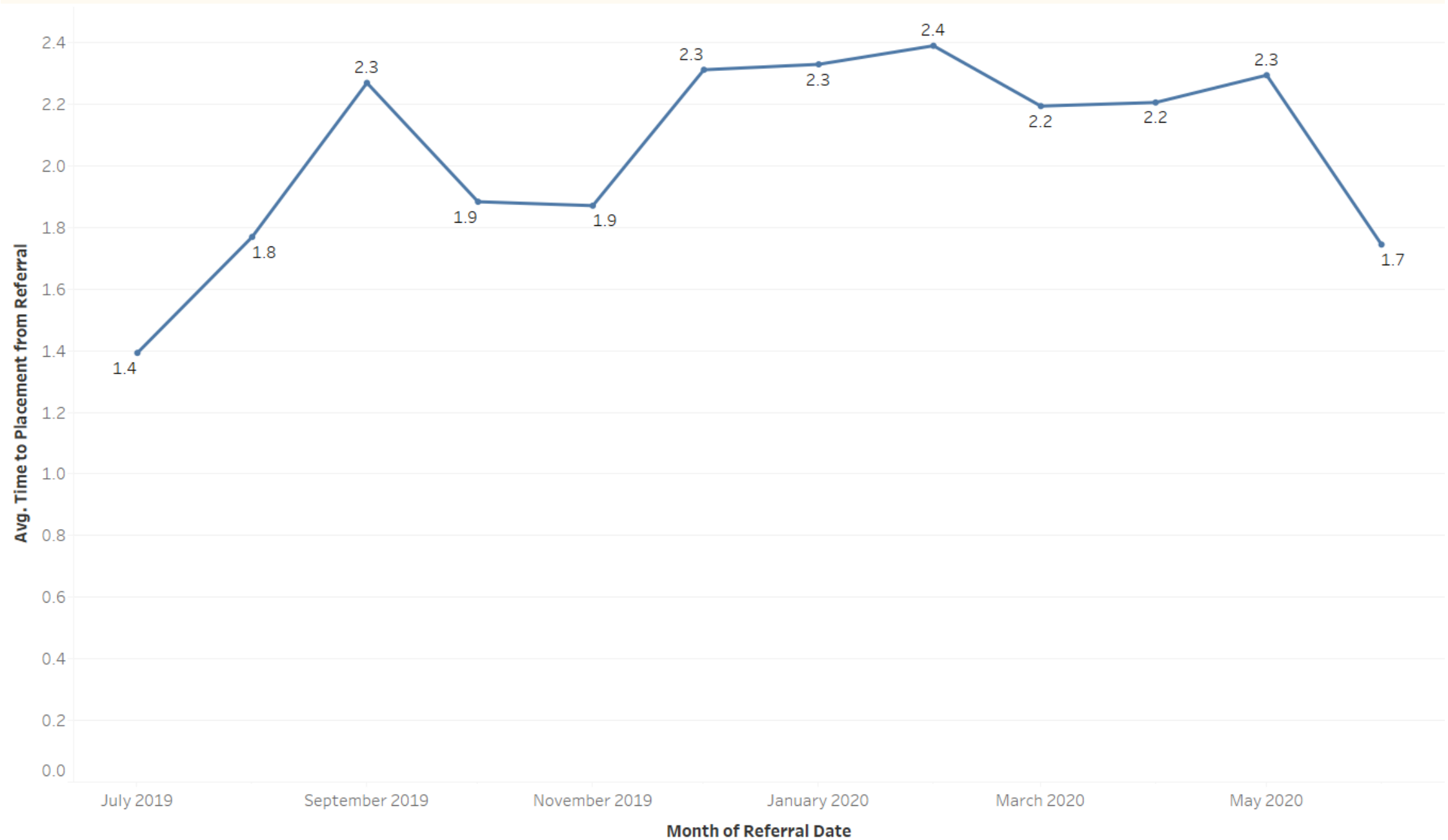
Top 5 Barriers to Placement by Month - 12 months

Top 5 Barriers to Placement by Month July 2019 to June 2020 All Ages													Age Range All Ages
Primary Barrier to Placement	Month of Referral Date												Grand Total
	July 2019	August 2019	September 2019	October 2019	November 2019	December 2019	January 2020	February 2020	March 2020	April 2020	May 2020	June 2020	
Bed Availability	11	23	35	100	70	16	48	54	49	35	95	195	731
Aggression	2	3	6	11	11	7	15	28	12	16	53	24	188
Lack of Insurance	4	12	8	15	8	15	22	11	13	10	16	29	163
Acuity	6	5	7	11	7	8	17	17	13	13	11	13	128
Medical	3	2	7	11	7	8	12	12	5	17	22	22	128
Grand Total	26	45	63	148	103	54	114	122	92	91	197	283	1,338

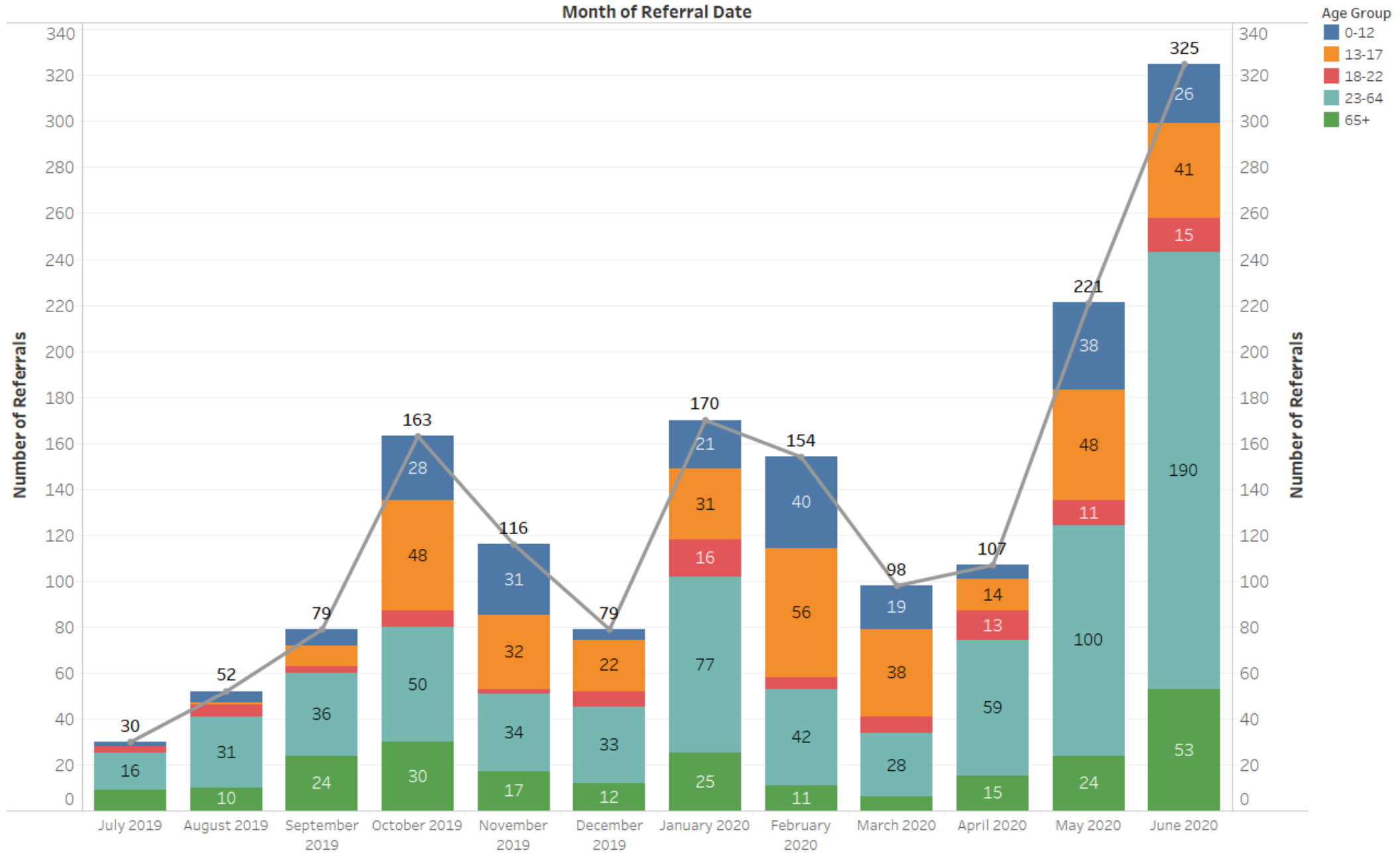
Average Time (Days) to Placement from Referral by Referral Date

July 2019 to June 2020 All Ages

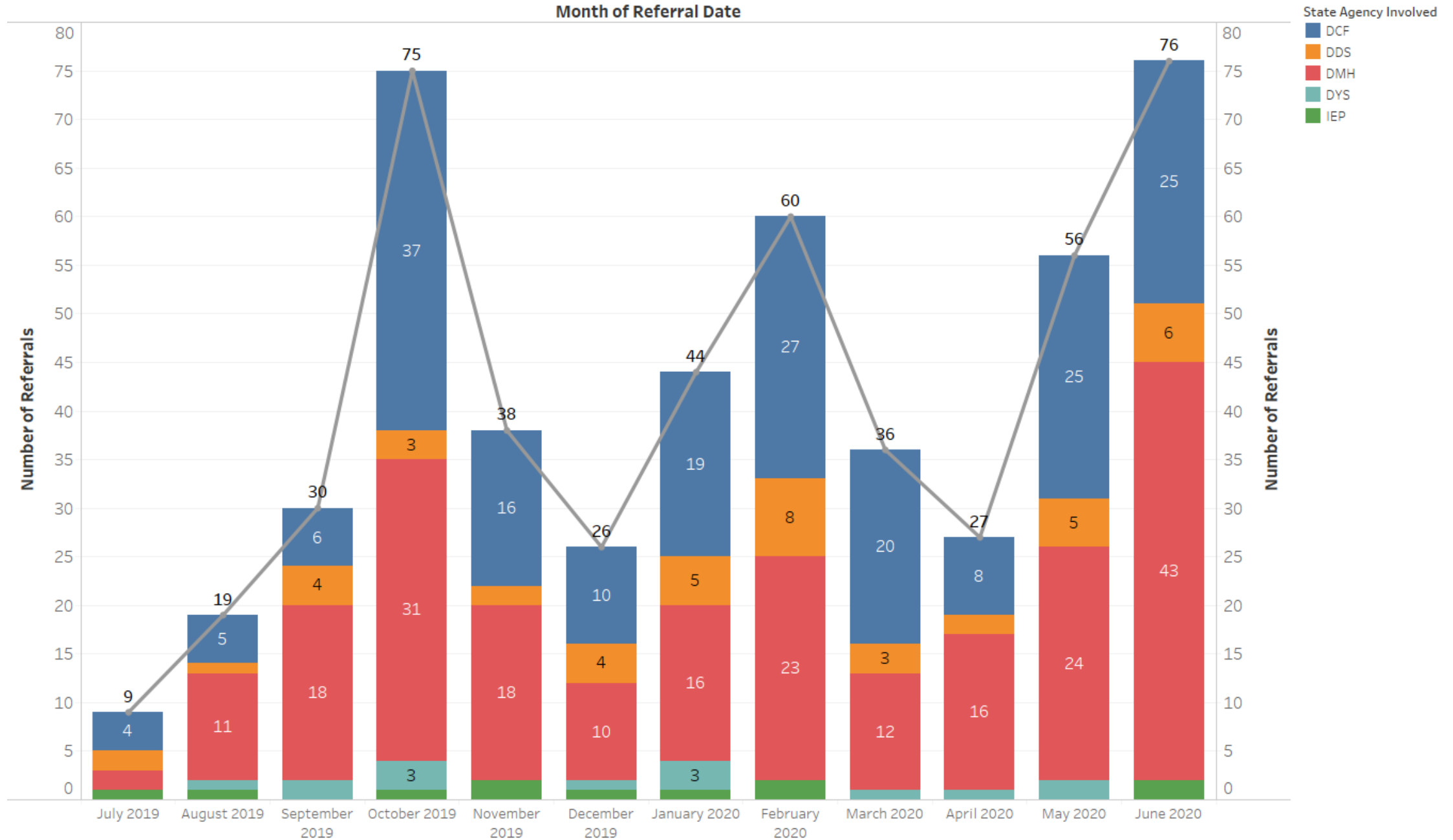
Total Number of Referrals – 1,594



Number of Referrals by Age Group
 July 2019 to June 2020 All Ages
 Total Number of Referrals – 1,594



Number of Referrals with State Agency Involvement
 July 2019 to June 2020 All Ages
 Total Number of Referrals with State Agency Involvement – 496



Top 10 Boarding / Placement Hospitals - 12 months

Top 10 Boarding Hospitals July 2019 to June 2020 All Ages

Boarding Facility	
Children's Hosp.	135
St. Luke's Hosp. (Southcoast)	91
Sturdy Memorial	80
Lowell General (Saints Memorial Medical Center)	74
South Shore Hosp.	69
BID Plymouth (Jordan Hosp.)	67
Baystate Medical Springfield	59
Mass General Hosp.	58
Lawrence General	53
Leominster Hosp. (UMASS)	41
Grand Total	727

Top 10 Placement Hospitals July 2019 to June 2020 All Ages

Placement Hospital Name w LOCC Boarding Facility-Grouped-1	
Hospital For Behavioral Medicine	105
Cambridge Hospital	94
Southcoast Beahavioral Health	93
Arbour Hospital	74
Westborough	66
Children's Hospital	53
Anna Jacques Hospital	52
Pembroke Hospital	48
TaraVista Behavioral Health	45
Fuller Hospital	45
Grand Total	675

Top 10 Boarding / Placement Hospitals - 12 months (0-17 and 18+)

Top 10 Boarding Hospitals July 2019 to June 2020 Ages 0 - 17 & Ages 18+

Boarding Facility	Age Range	
	Ages 0 - 17	Ages 18+
Children's Hosp.	121	14
St. Luke's Hosp. (Southcoast)	24	67
Sturdy Memorial	15	65
Lowell General (Saints Memorial Medical Center)	11	63
South Shore Hosp.	17	52
BID Plymouth (Jordan Hosp.)	8	59
Baystate Medical Springfield	29	30
Mass General Hosp.	18	40
Lawrence General	7	46
Leominster Hosp. (UMASS)	12	29
Grand Total	262	465

Top 10 Placement Hospitals July 2019 to June 2020 Ages 0 - 17 & Ages 18+

Placement Hospital Name w LOCC Boarding Facility-Grouped-1	Age Range	
	Ages 0 - 17	Ages 18+
Anna Jacques Hospital	34	18
Arbour Hospital	25	49
Cambridge Hospital	77	17
Children's Hospital	49	4
Fuller Hospital	13	32
Hospital For Behavioral Medicine	78	27
Pembroke Hospital	13	35
Southcoast Beahavioral Health	20	73
TaraVista Behavioral Health	22	23
Westborough	52	14
Grand Total	383	292