

EPIA
March 2020
All Ages

Total Referrals for the Period: 98

Expedited Psychiatric Admissions Dashboard – March2020¹

Expedited Psychiatric Inpatient Admission Dashboard	March 2020				February 2020			Variance (Feb. vs. Mar.)		Percent Change (Feb. vs. Mar.)		YTD (Rolling 12 Months)	
	Referrals	Time to Placement (Days)		Referrals	ATP ³	Referrals	ATP ³	Referrals	ATP ³	Referrals	ATP ³		
		Average	Max										
SUMMARY	98	2.19	11	154	2.41	-56	-0.22	-36%	-9%	1104	2.10		
Age Groups													
0-12	19	19%	1.95	4	40	26%	2.55	-21	-0.60	-53%	-24%	269	2.22
13-17	38	39%	2.63	11	56	36%	2.63	-18	0	-32%	0%	272	2.49
Subtotal: 0-17	57	58%	2.42	11	96	62%	2.59	-39	-0.17	-41%	-7%	542	2.35
18-22	7	7%	1.43	3	5	3%	4.80	2	-3.37	40%	-70%	64	2.78
23-64	28	29%	2.18	7	42	27%	1.86	-14	0.32	-33%	17%	387	1.87
65+	6	6%	1.17	2	11	7%	1.55	-5	-0.38	-45%	-25%	112	1.33
Insurance Coverage													
Commercial	22	22%	2.68	11	33	21%	2.76	-11	0.08	-33%	-3%	183	2.53
Health Safety Net	2	2%	3.50	4	0	0%	0.00	2	3.50	-	-	14	1.57
MassHealth ACO/MCO ⁴	43	44%	2.20	11	76	49%	2.37	-33	-0.17	-43%	-7%	465	2.23
MassHealth Fee-for-Service	2	2%	3.50	5	1	0%	1.00	1	2.50	100%	250%	23	1.65
MassHealth (Unspecified)	2	2%	1.50	2	4	3%	3.50	-2	-2.00	-50%	-57%	54	1.33
Medicare Only	3	3%	1.33	2	7	5%	1.57	-4	-0.24	-57%	-15%	53	1.79
Medicaid only - Out of State	4	4%	1.50	4	1	0%	6.00	3	-4.50	300%	-75%	18	1.72
Medicaid-Medicare	8	8%	1.63	6	23	15%	1.52	-15	0.11	-65%	7%	186	1.85
Tricare (VA)	0	0%	0.00	0	0	0%	0.00	0	0.00	-	-	1	2.00
Uninsured	12	12%	1.83	7	9	6%	3.33	3	-1.50	33%	-45%	103	1.76
State Agency Engagement													
DCF	20	2.15	8	27	2.15	-7	0.00	-26%	0%	184	2.14		
DDS	3	6.00	11	8	1.88	-5	4.12	-63%	219%	43	3.74		
DMH	12	2.58	6	23	2.96	-11	-0.38	-48%	-13%	154	2.39		
DYS	1	0.00	0	0	0.00	1	0.00	-	-	13	2.69		

¹ Time to placement is calculated as the number of days after DMH receives a referral and the patient is placed/discharged from the Emergency Room.

³ ATP: Average Time to Placement

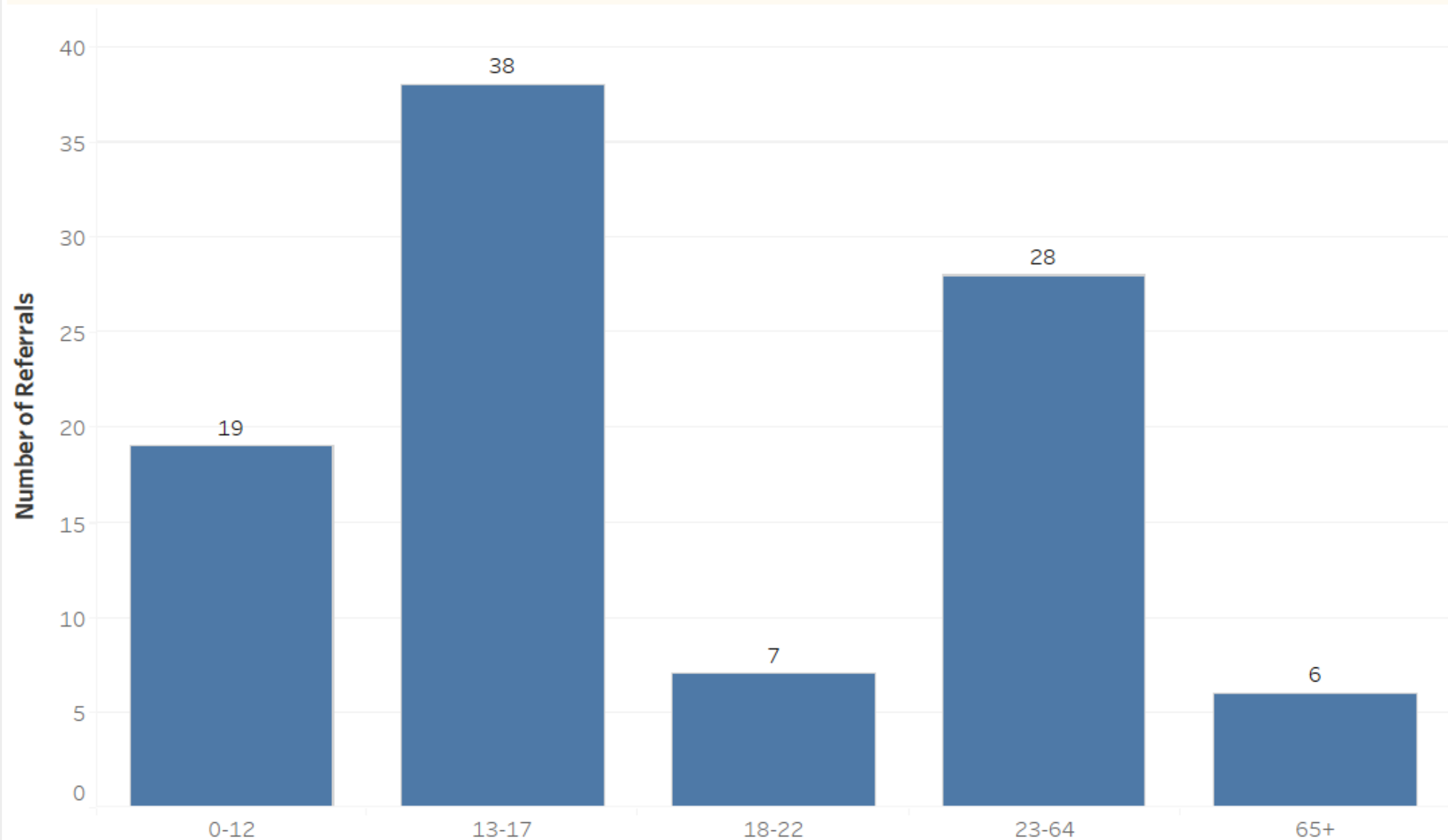
⁴ ACO/MCO data includes the PCC Plan

Referrals by Age Group

Number of Referrals **All Ages** by Age Group
March 2020 Total Number of Referrals – 98

Referral Date
March 2020

Age Range
All Ages

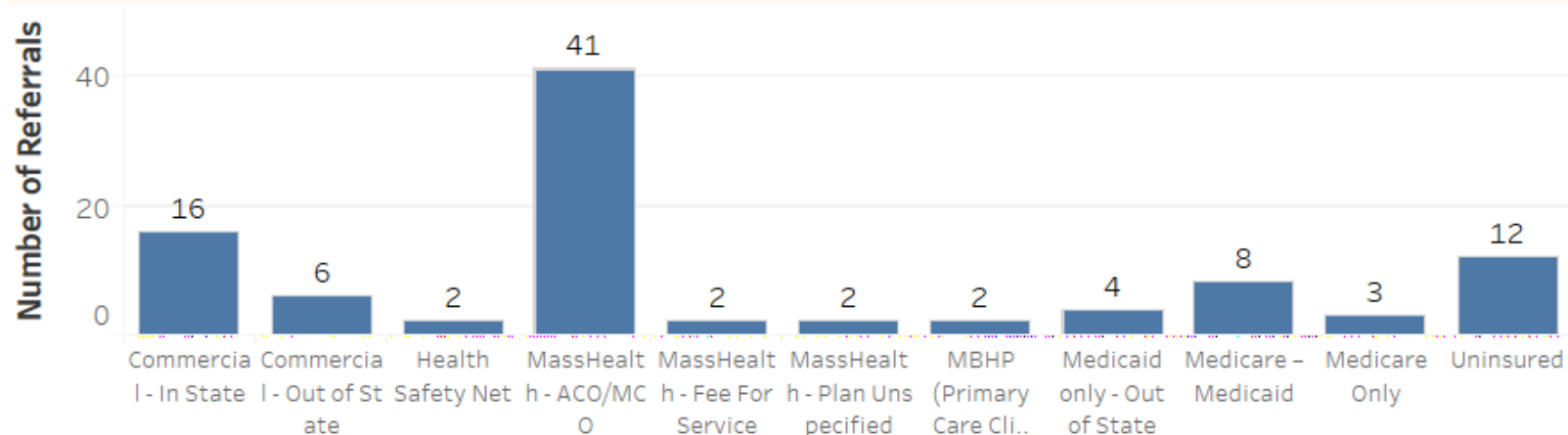


Referrals by Insurance Plan Type

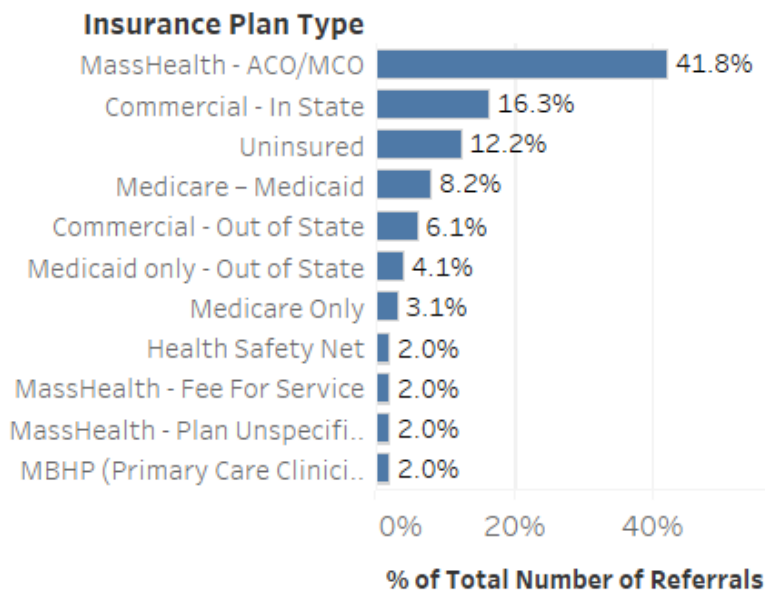
Number of Referrals **All Ages** by Insurance Plan Type
March 2020 Total Number of Referrals – 98

Referral Date
March 2020

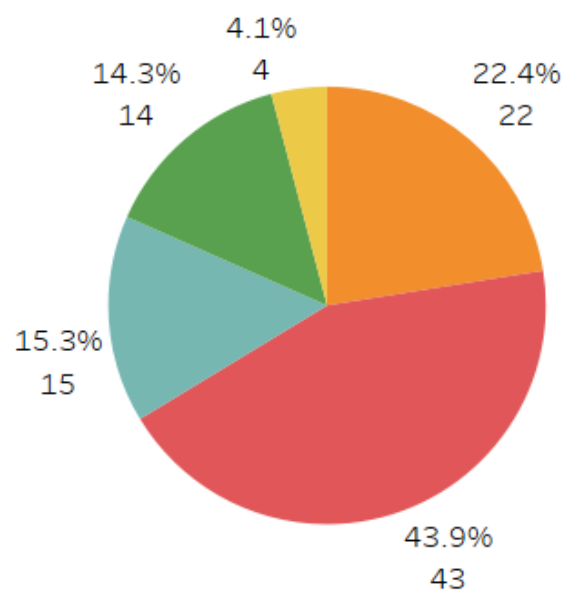
Age Range
All Ages



Percentage of Referrals **All Ages** by Insurance Plan Type



Percentage of Referrals **All Ages** by Insurance Plan Type (group)



Insurance Plan Type (group)

- Commercial
- Managed Medicaid
- Medicare Medicaid
- Uninsured
- Unmanaged Medicaid

Average Time to Placement from Referral by Age Group

Average Time (Days) to Placement from Referral by Age Group

March 2020 All Ages

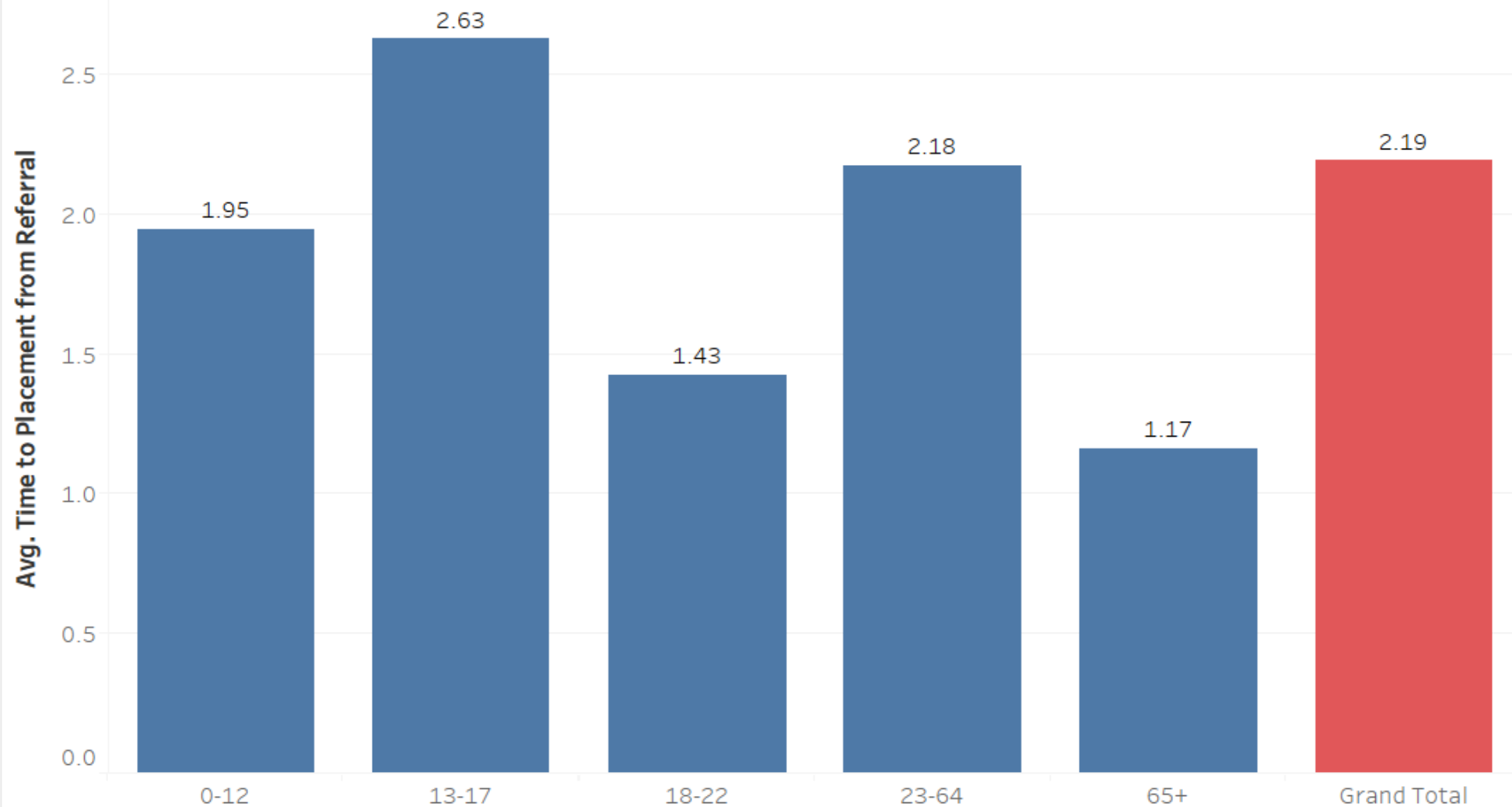
Referral Date

March 2020

Age Range

All Ages

Age Group



Average Time to Placement from Referral by Age

Average Time (Days) to Placement from Referral by Age

March 2020 All Ages

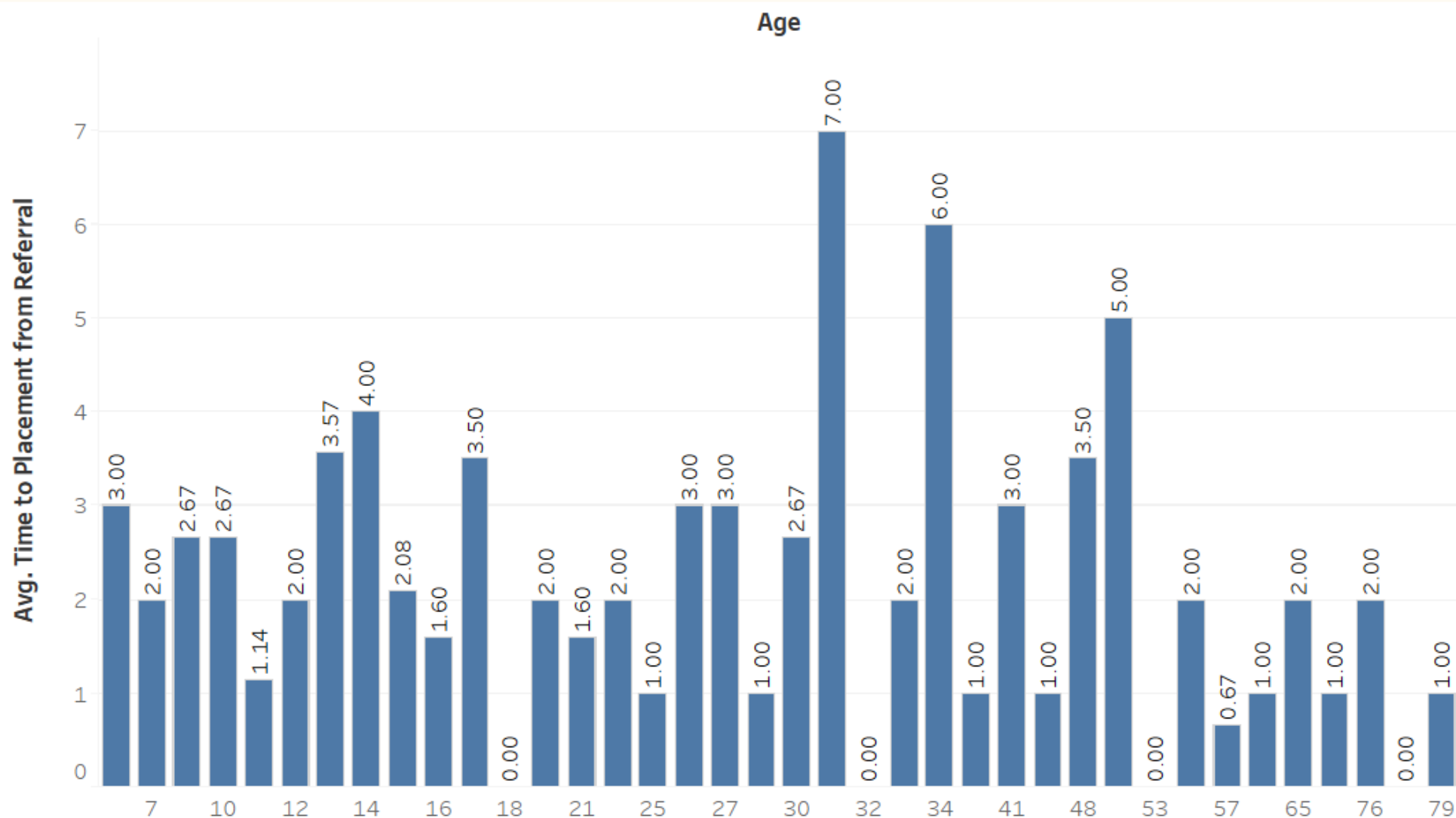
Total Number of Referrals – 98

Referral Date

March 2020

Age Range

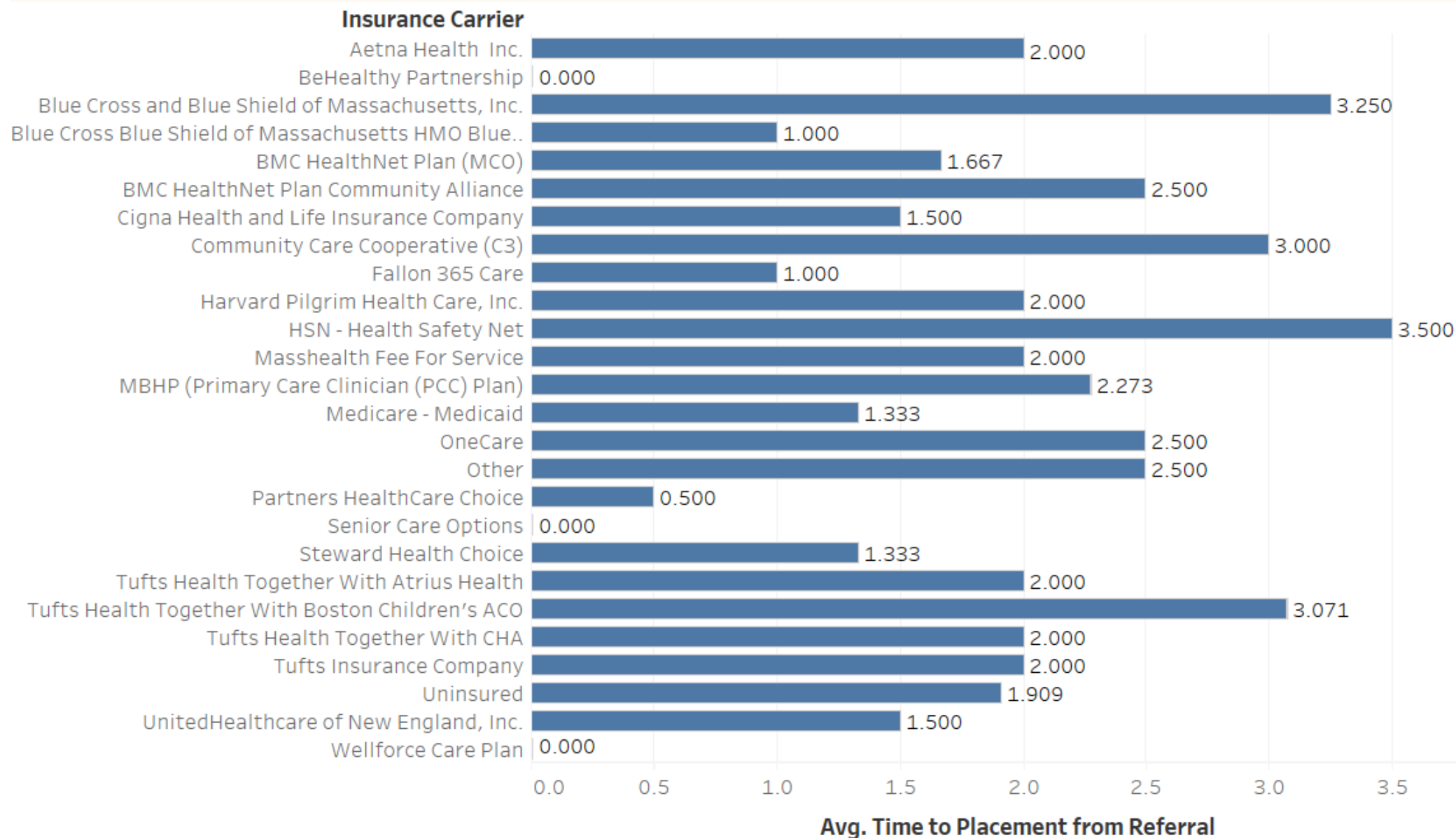
All Ages



Average Time to Placement (Days) from Referral by Insurance Carrier

March 2020 All Ages

Total Number of Referrals – 98



Referrals by Race

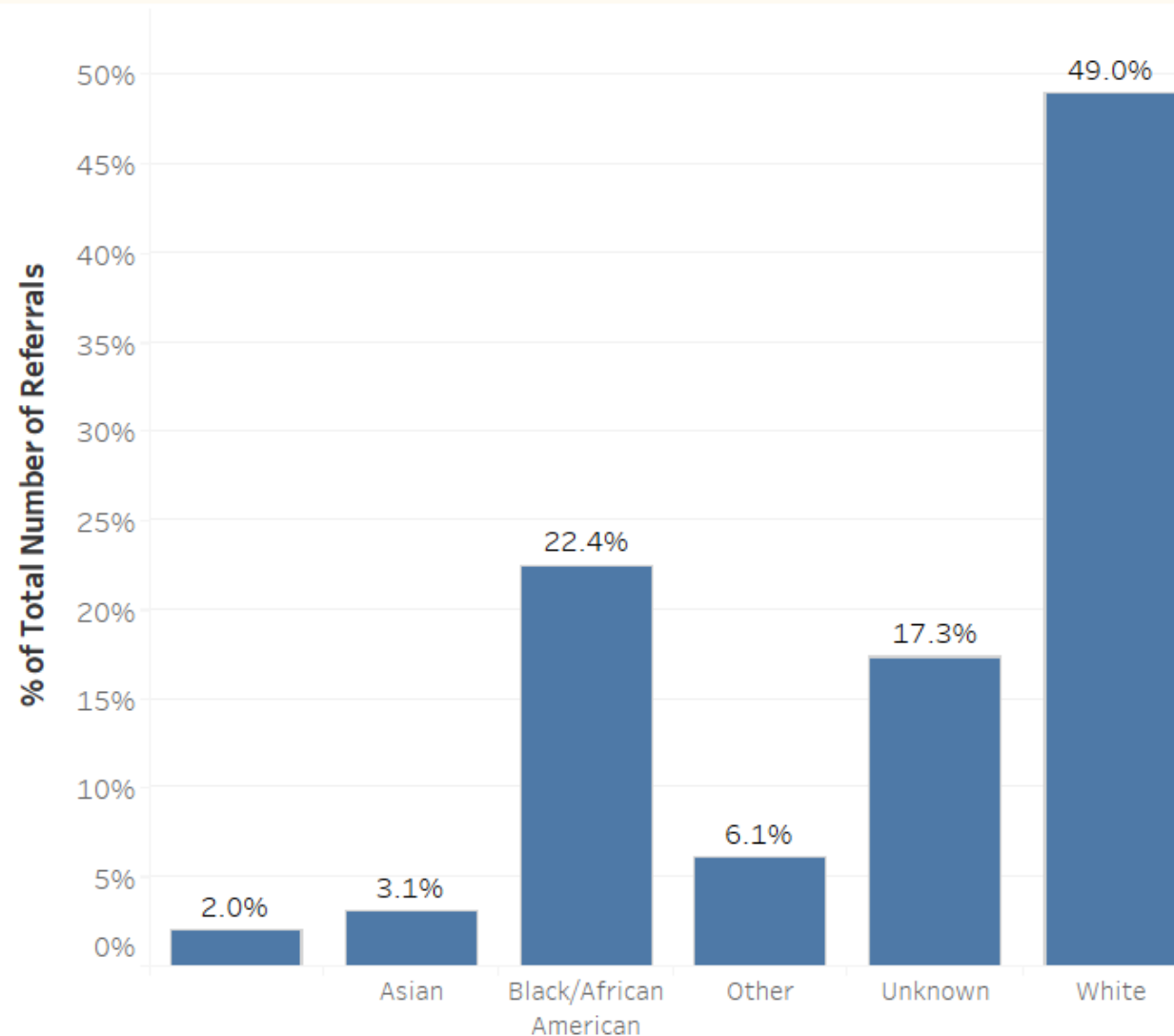
Referral Date
March 2020

Age Range
All Ages

Percentage of Referrals by Race

March 2020 All Ages

Total Number of Referrals – 98

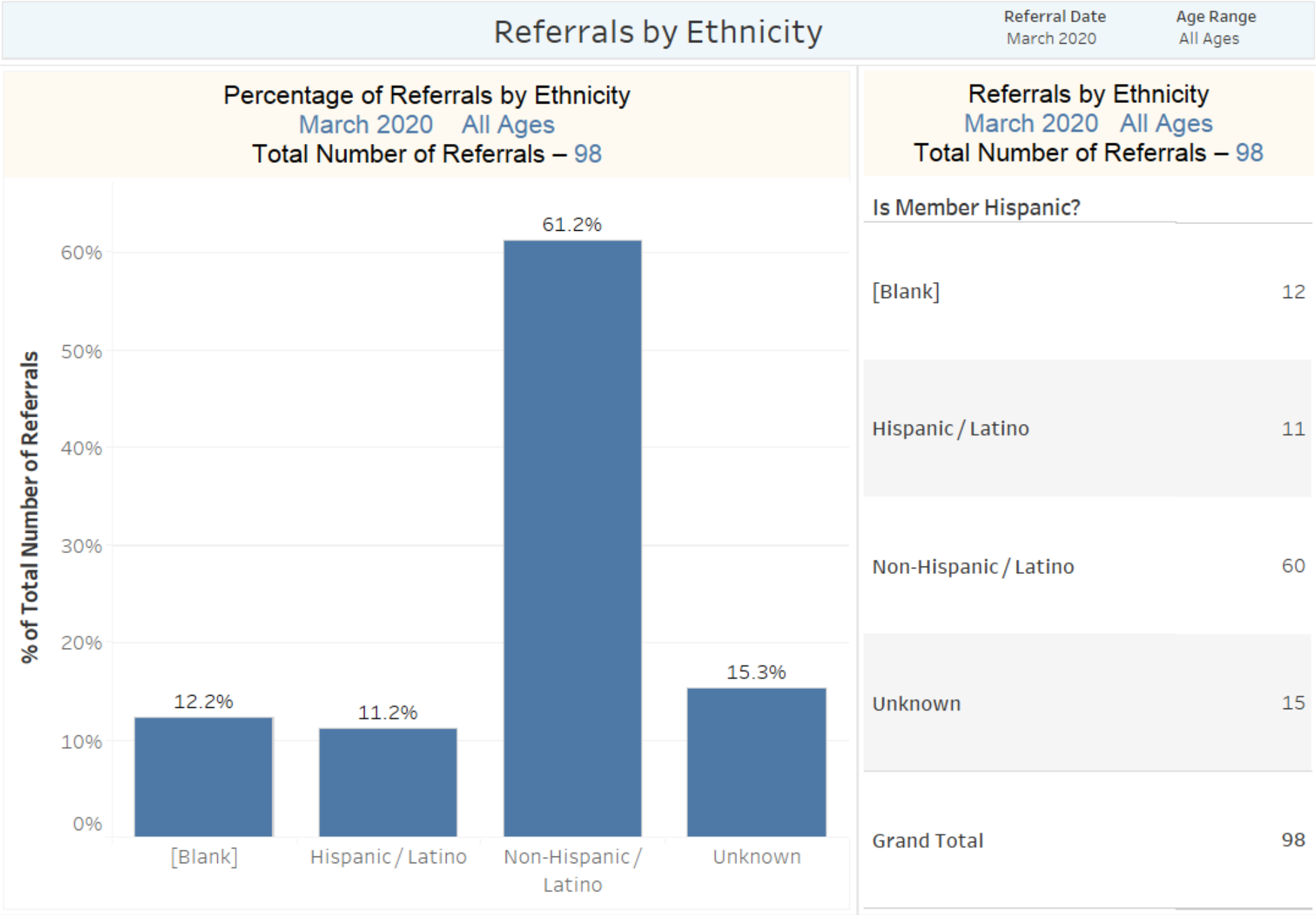


Referrals by Race

March 2020 All Ages

Total Number of Referrals – 98

Race	
	2
Asian	3
Black/African American	22
Other	6
Unknown	17
White	48
Grand Total	98

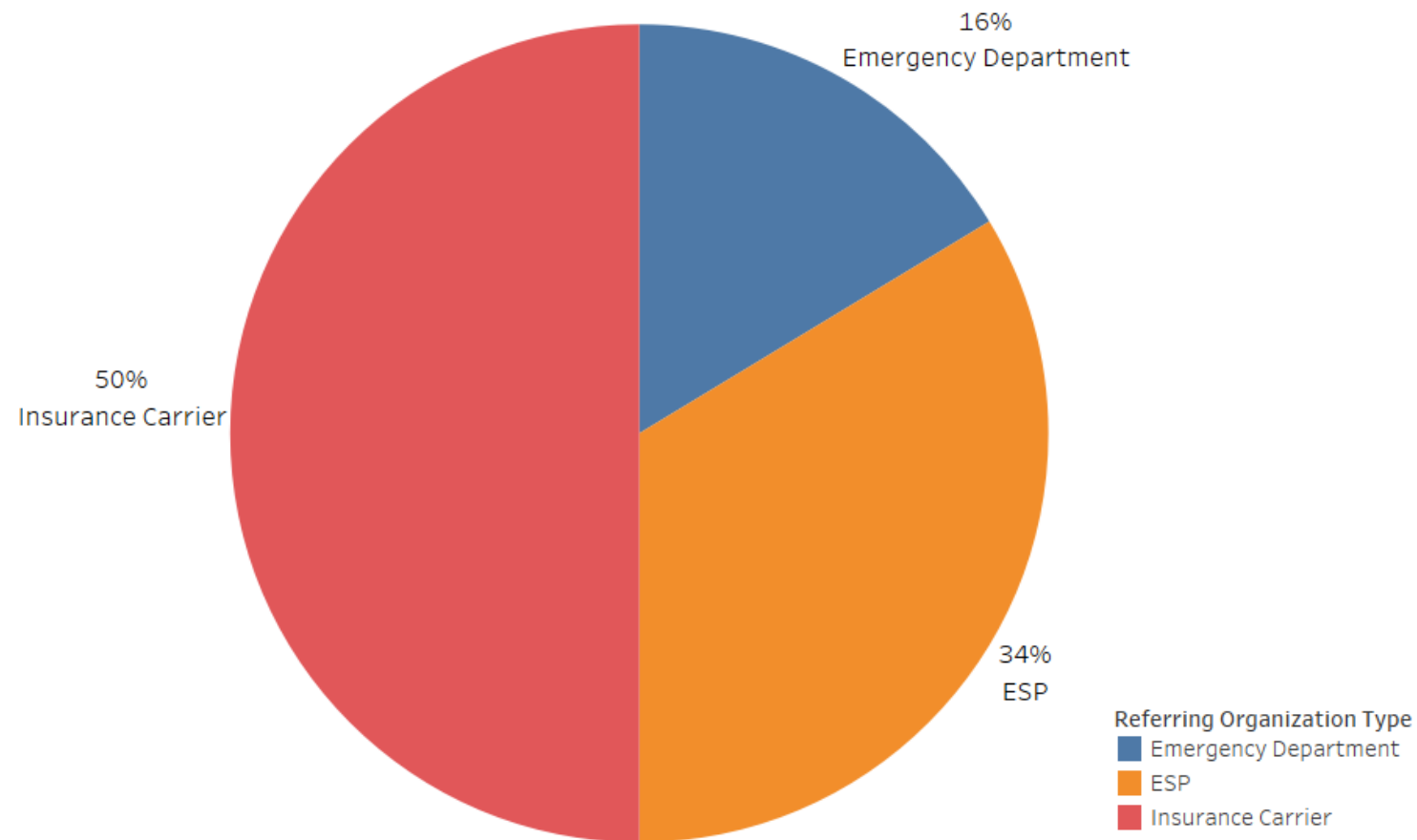


Type of Referral

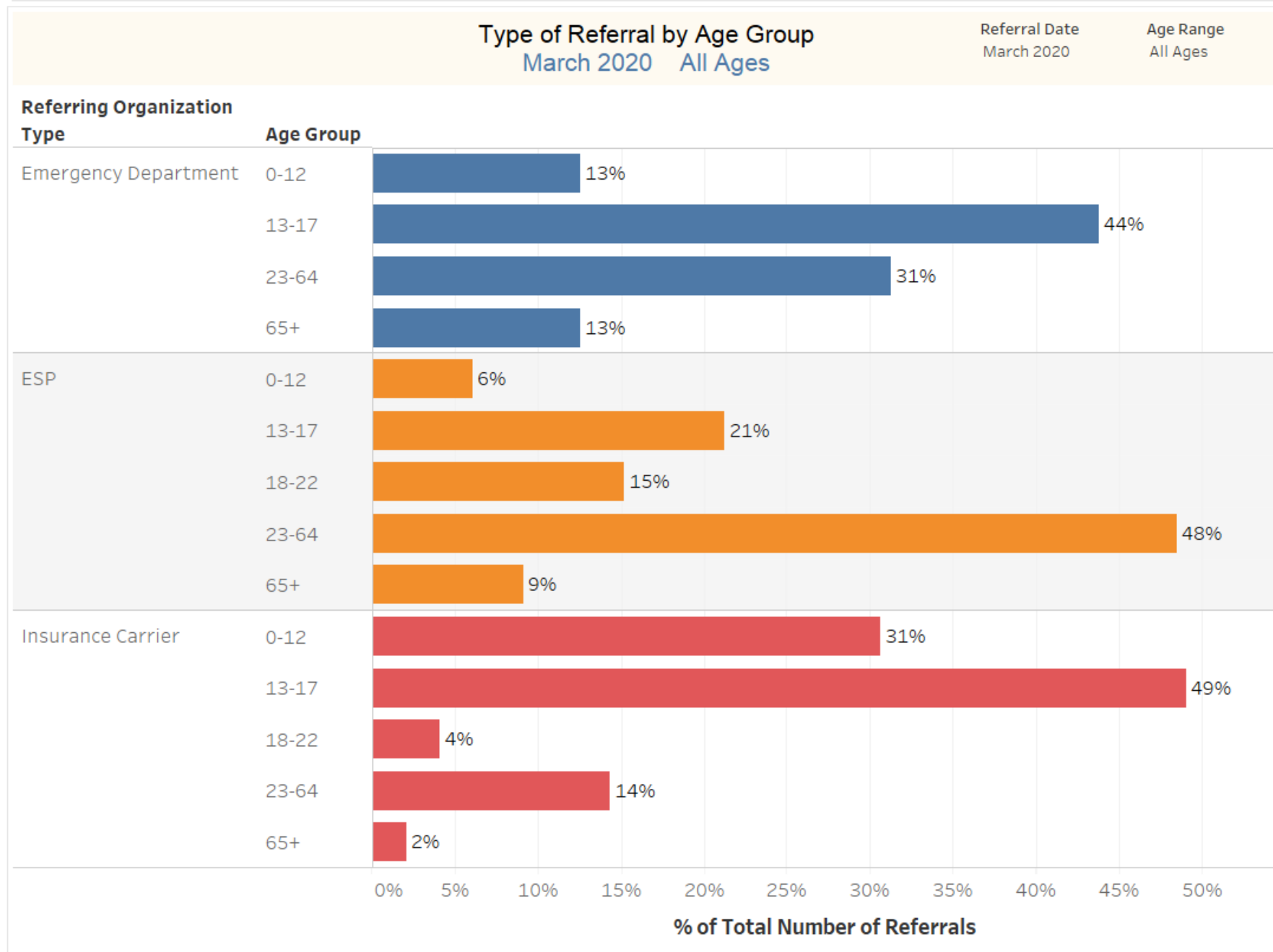
Type of Referral
March 2020 All Ages
Total Number of Referrals – 98

Referral Date
March 2020

Age Range
All Ages



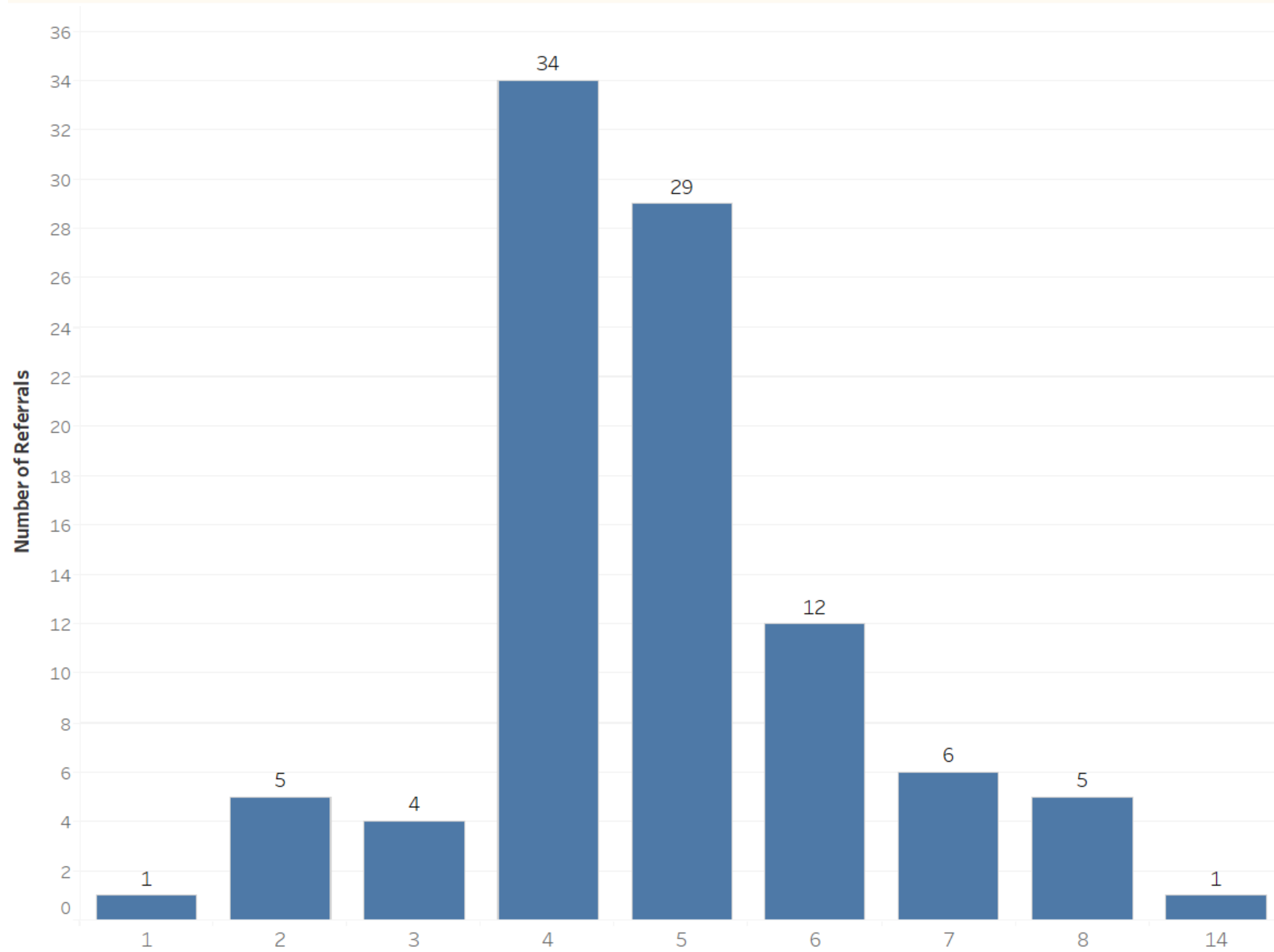
Type of Referral by Age Group



Time to Referral (Days) from Initial Evaluation

March 2020 All Ages

Total Number of Referrals – 97

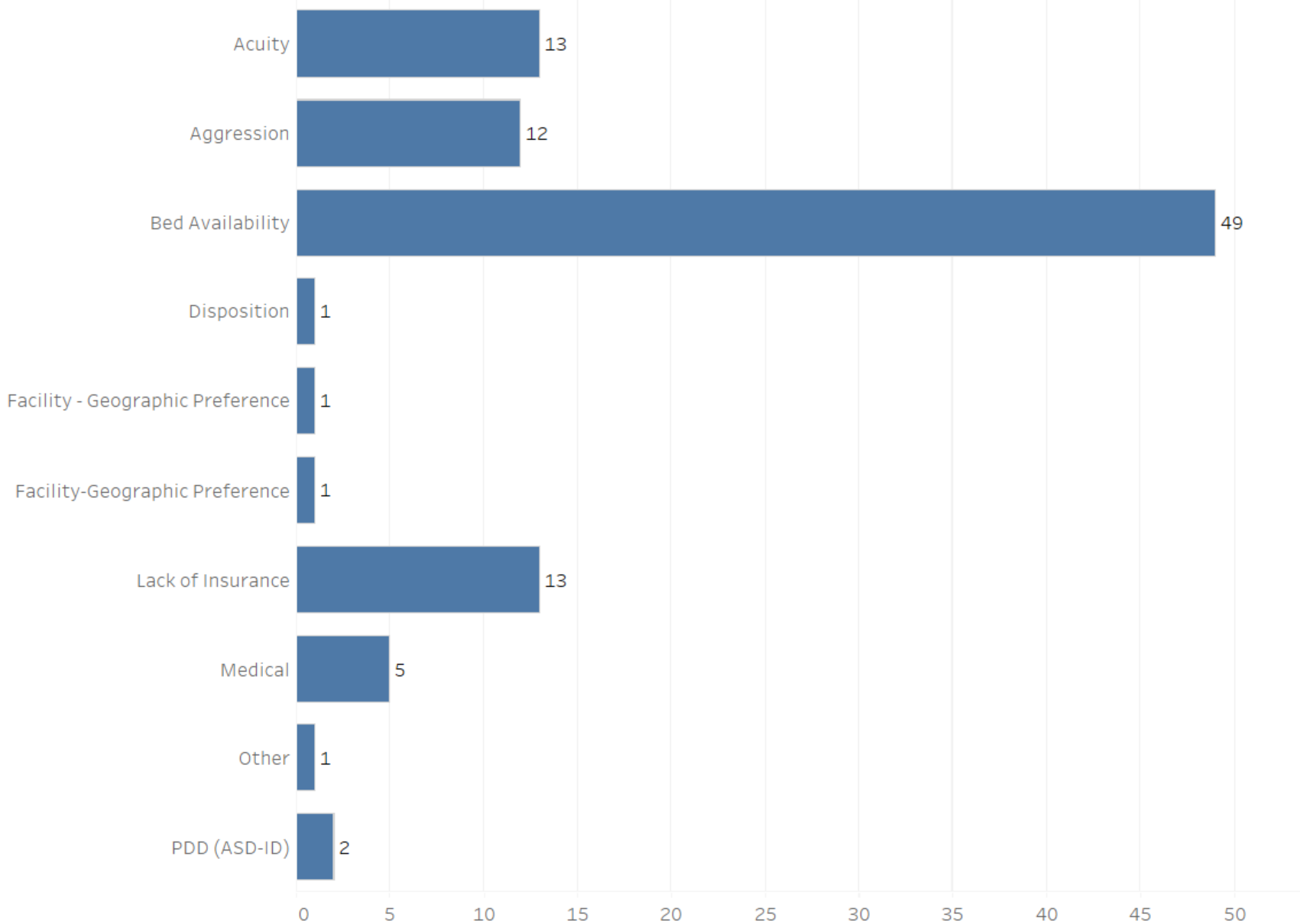


Primary Barriers to Placement

March 2020 All Ages

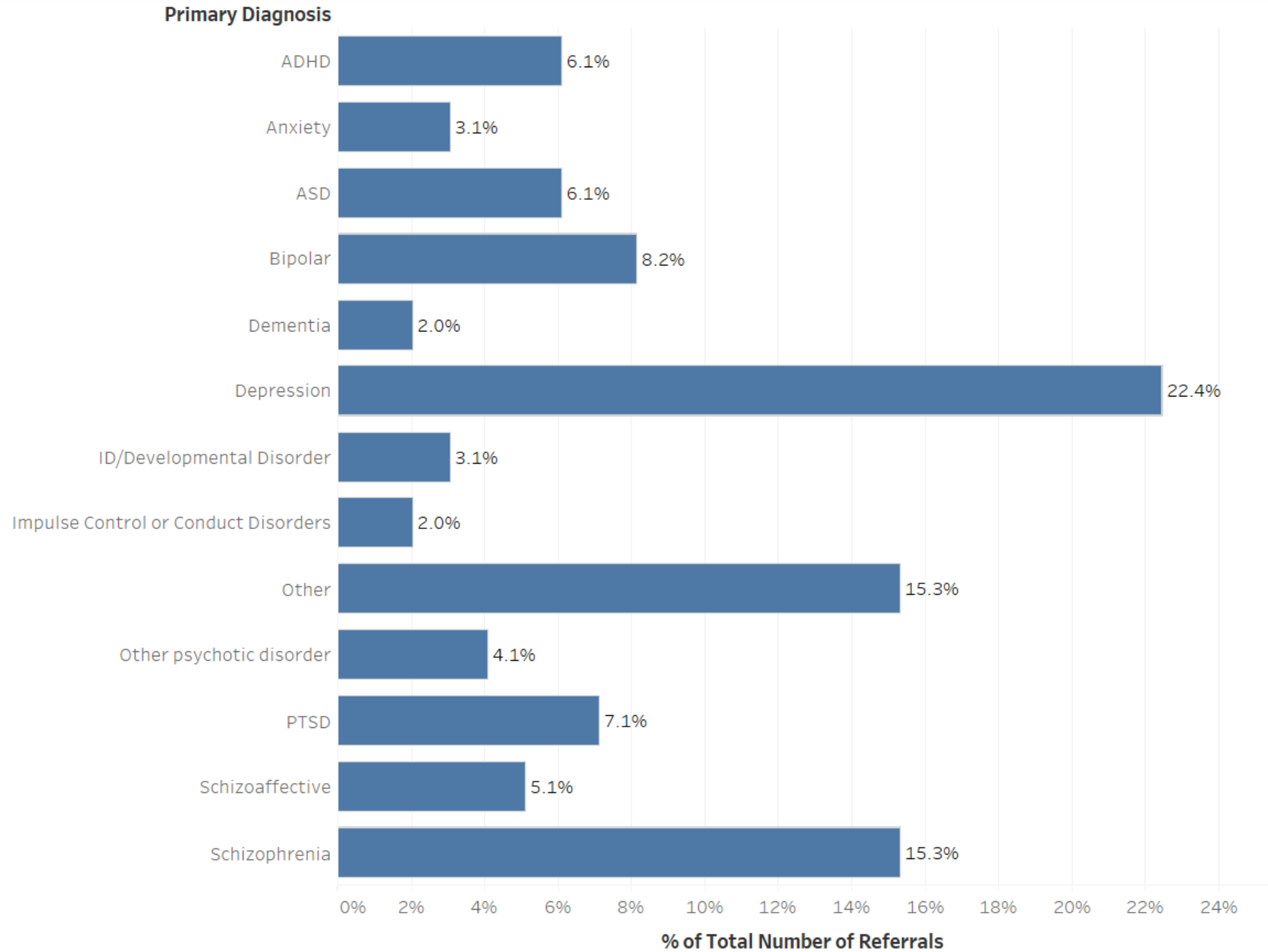
Total Number of Referrals – 98

Primary Barrier to Placement



Number of Referrals

Primary Diagnosis
March 2020 All Ages



Top 10 Boarding / Placement Hospitals

Top 10 Boarding Hospitals March 2020 All Ages		Top 10 Placement Hospitals March 2020 All Ages	
Boarding Facility (group)		Placement Hospital Name w LOCC Boarding Facility	
Children's Hospital	11	Children's Hospital	9
Lowell General Hosp.	7	Hospital for Behavioral Medicine	9
St. Luke's Hosp. (Southcoast)	7	Southcoast Behavioral Health	7
Lowell General (Saints Memorial Medical Center)	4	Westborough Behavioral Healthcare Hospital, LLC	4
Marlborough Hosp. (UMASS)	4	Arbour Hospital	3
Mass General Hosp.	4	Bournewood Hospital	3
Other	4	Fuller Hospital	3
South Shore Hosp.	4	Metrowest Medical Center	3
Tobey Hosp. (Southcoast)	4	Pembroke Hospital	3
Beverly Hosp. (Lahey)	3	Walden Behavioral Care	3

Boarding Facilities where "Level of Care Changed" March 2020 All Ages

Placement Hospital Name (group)	Boarding Facility (group)	
Level of Care Changed	Children's Hospital	3
	Boston Medical Center	2
	Charlton Memorial (Southcoast)	2
	St. Anne's Hosp. (Steward)	2
	Tobey Hosp. (Southcoast)	2
	Baystate Franklin Medical Center	1
	Baystate Medical Springfield	1
	BID Plymouth (Jordan Hosp.)	1
	Cape Cod Hosp.	1
	Carney Hosp. (Steward)	1
	Lowell General Hosp.	1
	Mass General Hosp.	1
	MetroWest Medical Framingham	1
	Nashoba Valley Medical (Steward)	1
	St. Luke's Hosp. (Southcoast)	1
	St. Vincent's Hosp.	1
	Sturdy Memorial	1
	UMass Medical Center	1
Grand Total		24

Referrals for Uninsured by Boarding / Placement Hospital

Referrals for Uninsured by Boarding Hospital March 2020 All Ages		Referrals for Uninsured by Placement Hospital March 2020 All Ages	
Boarding Facility		Placement Hospital Name	
Lowell General (Saints Memorial Medical Center)	3	Level of Care Changed	2
Lowell General Hosp.	3	Arbour Quincy Hospital	1
St. Luke's Hosp. (Southcoast)	2	Baystate Franklin Medical Center	1
BID Milton	1	Baystate Greenfield	1
Milford Regional Medical	1	Emerson Hospital	1
South Shore Hosp.	1	Harrington Memorial Hospital	1
Sturdy Memorial	1	Haverhill Pavilion for Behavioral Medicine	1
Grand Total	12	Pembroke Hospital	1
		Pocasset Mental Health Center	1
		Walden Behavioral Care	1
		Westborough Behavioral Healthcare Hospital, LLC	1
		Grand Total	12

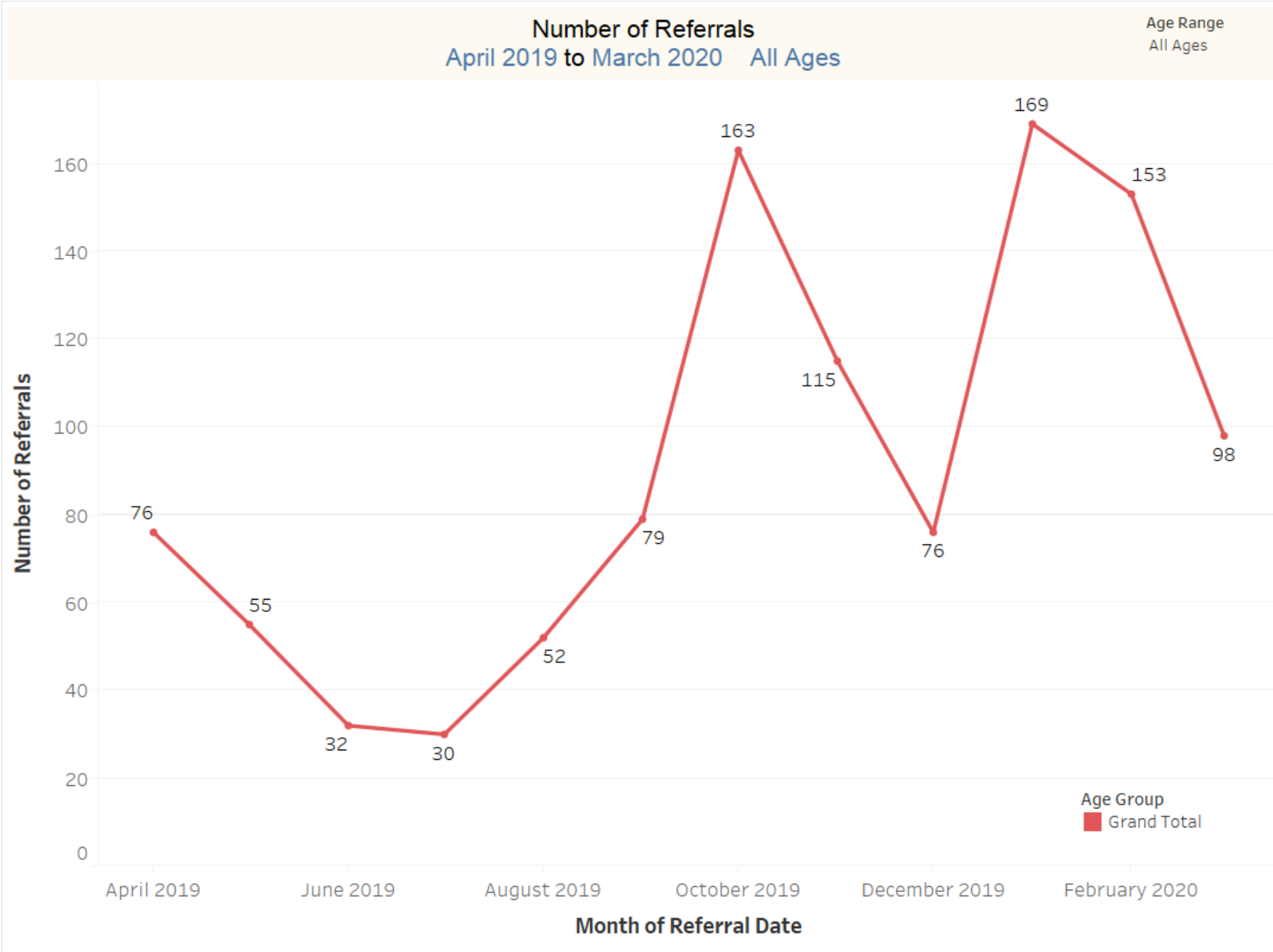
Note: "Uninsured" includes both Uninsured and HSN populations

Last 12 Months Accumulated Data

April 2019 through March 2020

Total Referrals for the Period: 1,098

Number of Referrals - 12 months

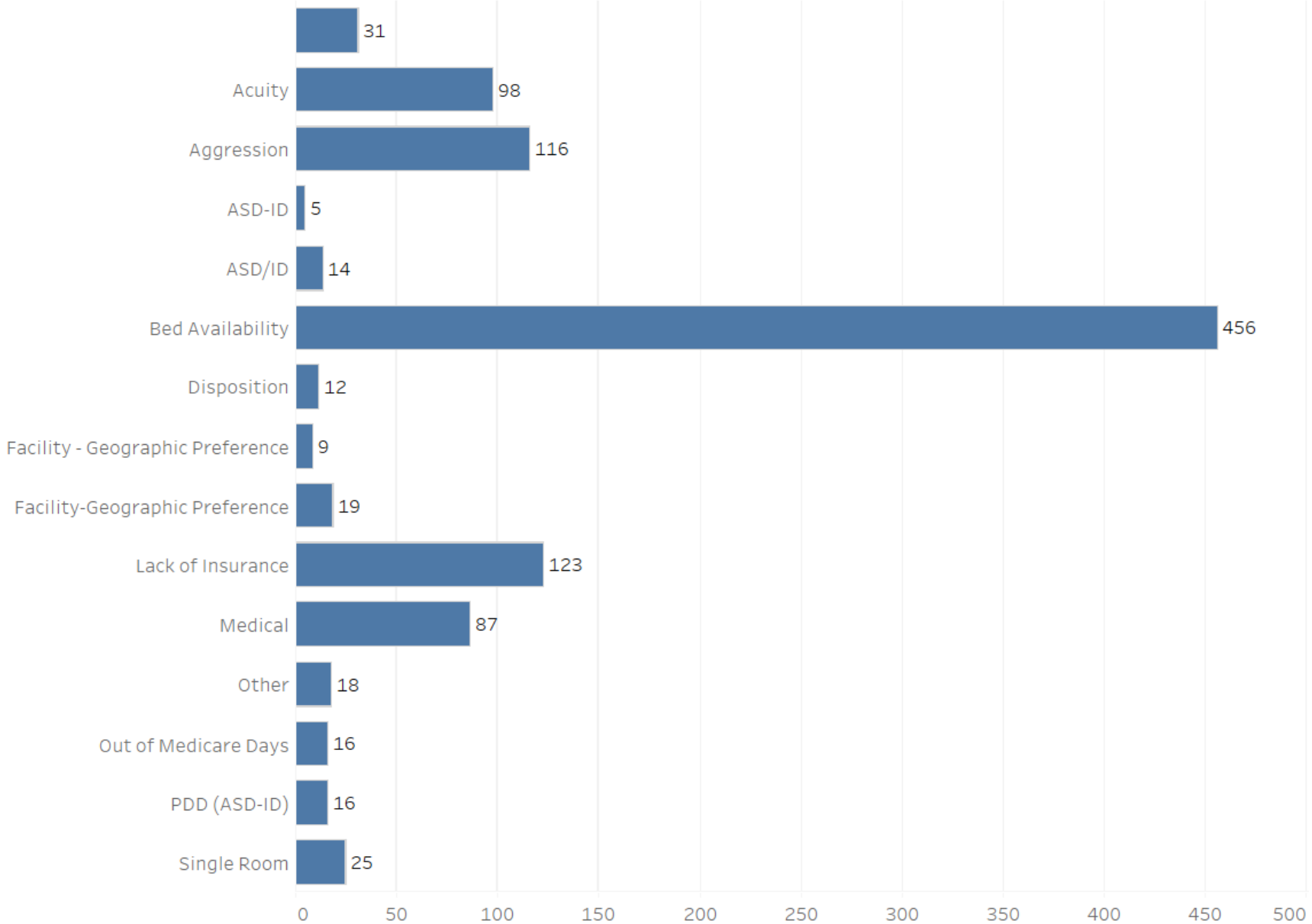


Top 15 Primary Barriers to Placement - 12 months

April 2019 to March 2020 All Ages

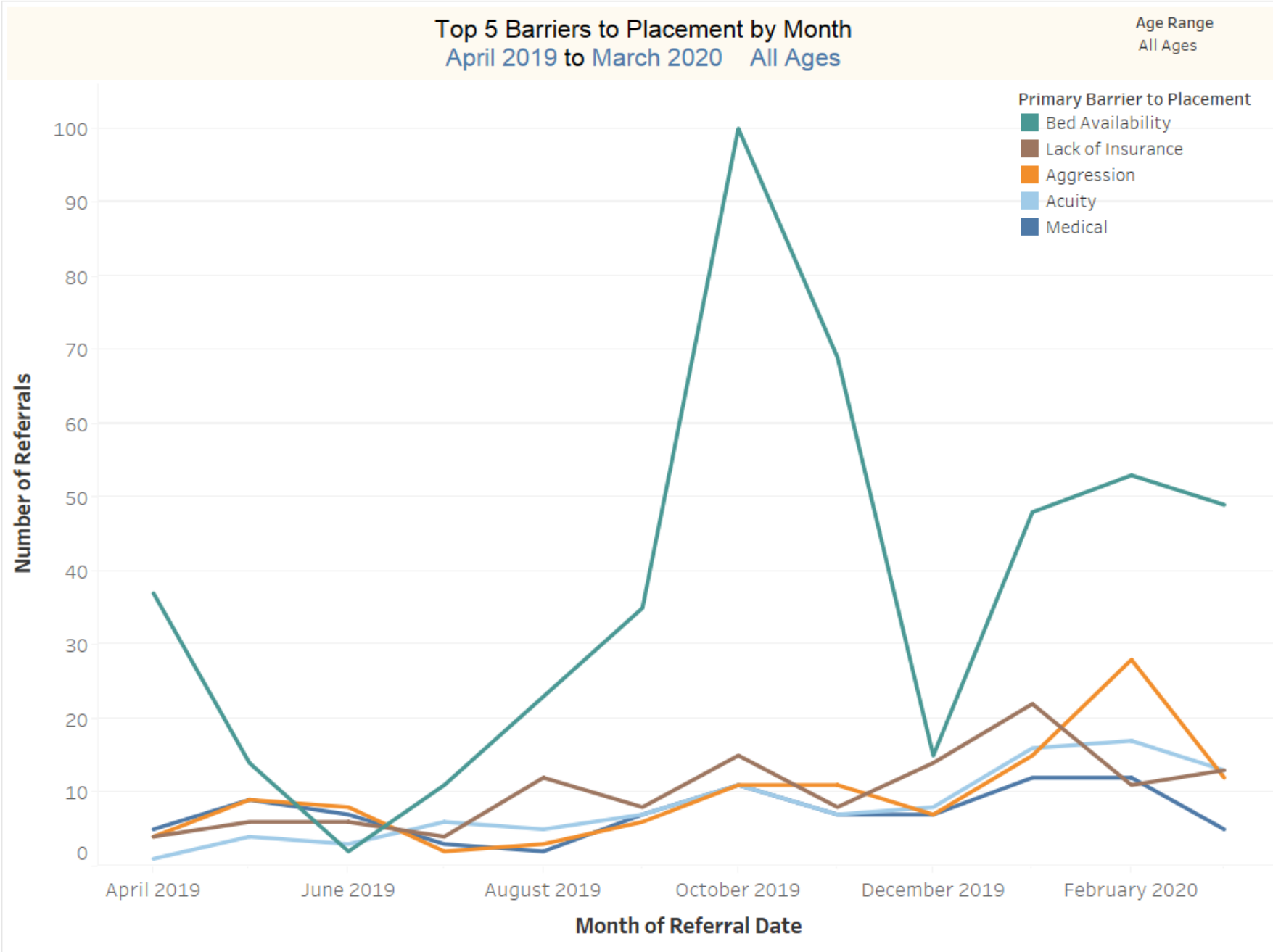
Total Number of Referrals for Top 15 Primary Barriers to Placement – 1,045

Primary Barrier to Placement



Number of Referrals

Top 5 Barriers to Placement by Month - 12 months



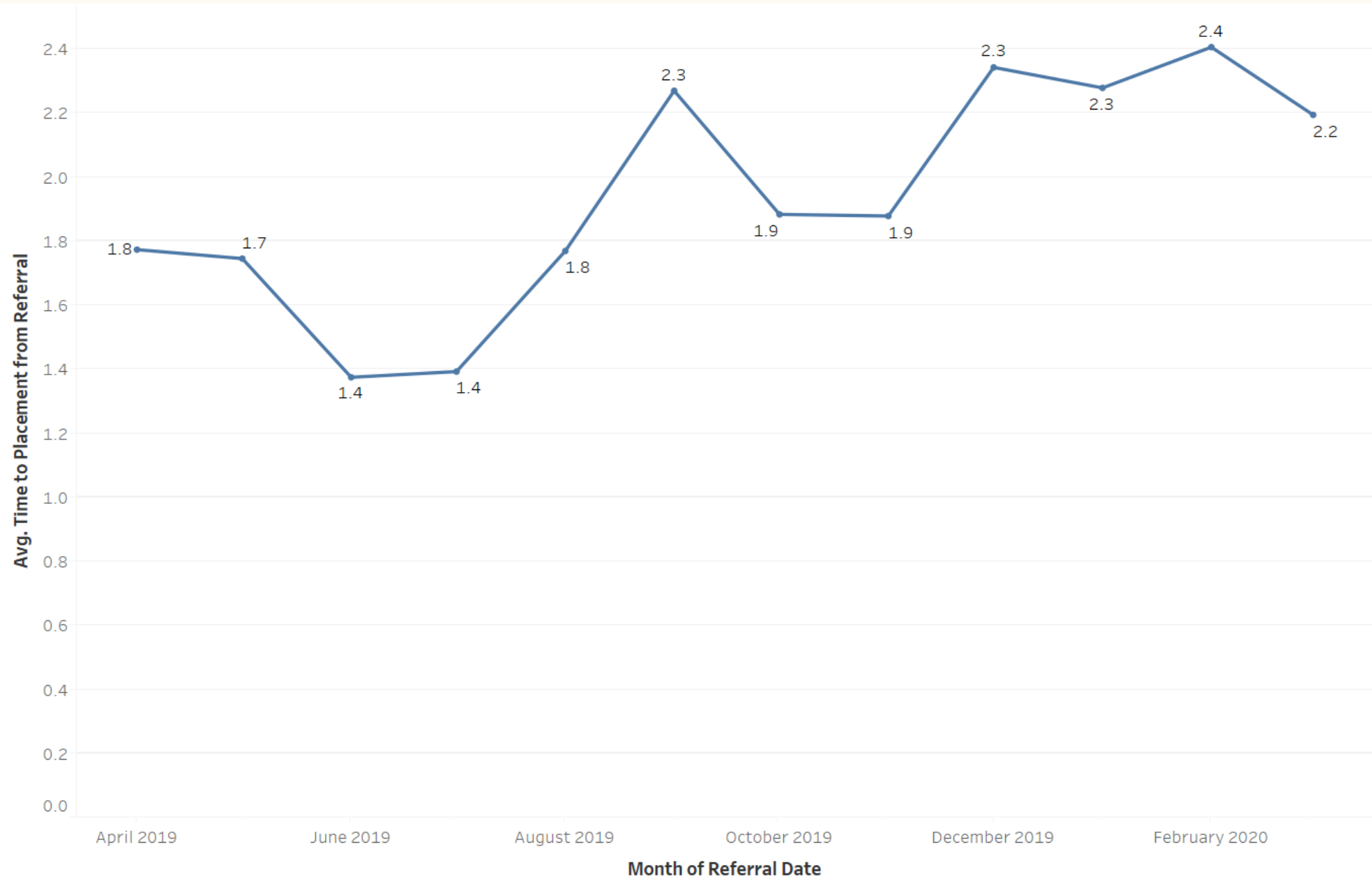
Top 5 Barriers to Placement by Month - 12 months

Top 5 Barriers to Placement by Month April 2019 to March 2020 All Ages													Age Range All Ages
Primary Barrier to Placement	Month of Referral Date												
	April 2019	May 2019	June 2019	July 2019	August 2019	September 2019	October 2019	November 2019	December 2019	January 2020	February 2020	March 2020	Grand Total
Bed Availability	37	14	2	11	23	35	100	69	15	48	53	49	456
Lack of Insurance	4	6	6	4	12	8	15	8	14	22	11	13	123
Aggression	4	9	8	2	3	6	11	11	7	15	28	12	116
Acuity	1	4	3	6	5	7	11	7	8	16	17	13	98
Medical	5	9	7	3	2	7	11	7	7	12	12	5	87
Grand Total	51	42	26	26	45	63	148	102	51	113	121	92	880

Average Time (Days) to Placement from Referral by Referral Date

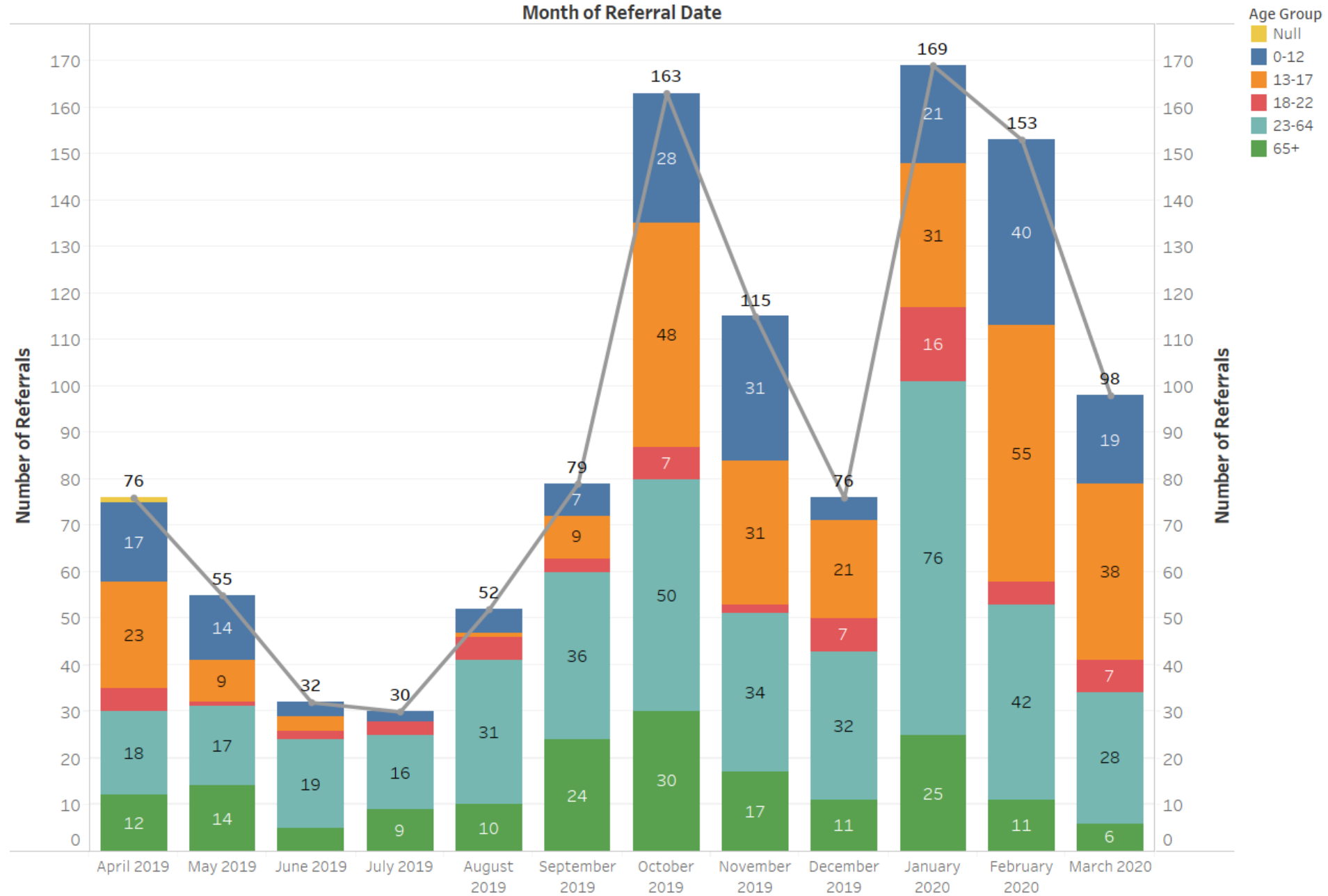
April 2019 to March 2020 All Ages

Total Number of Referrals – 1,098

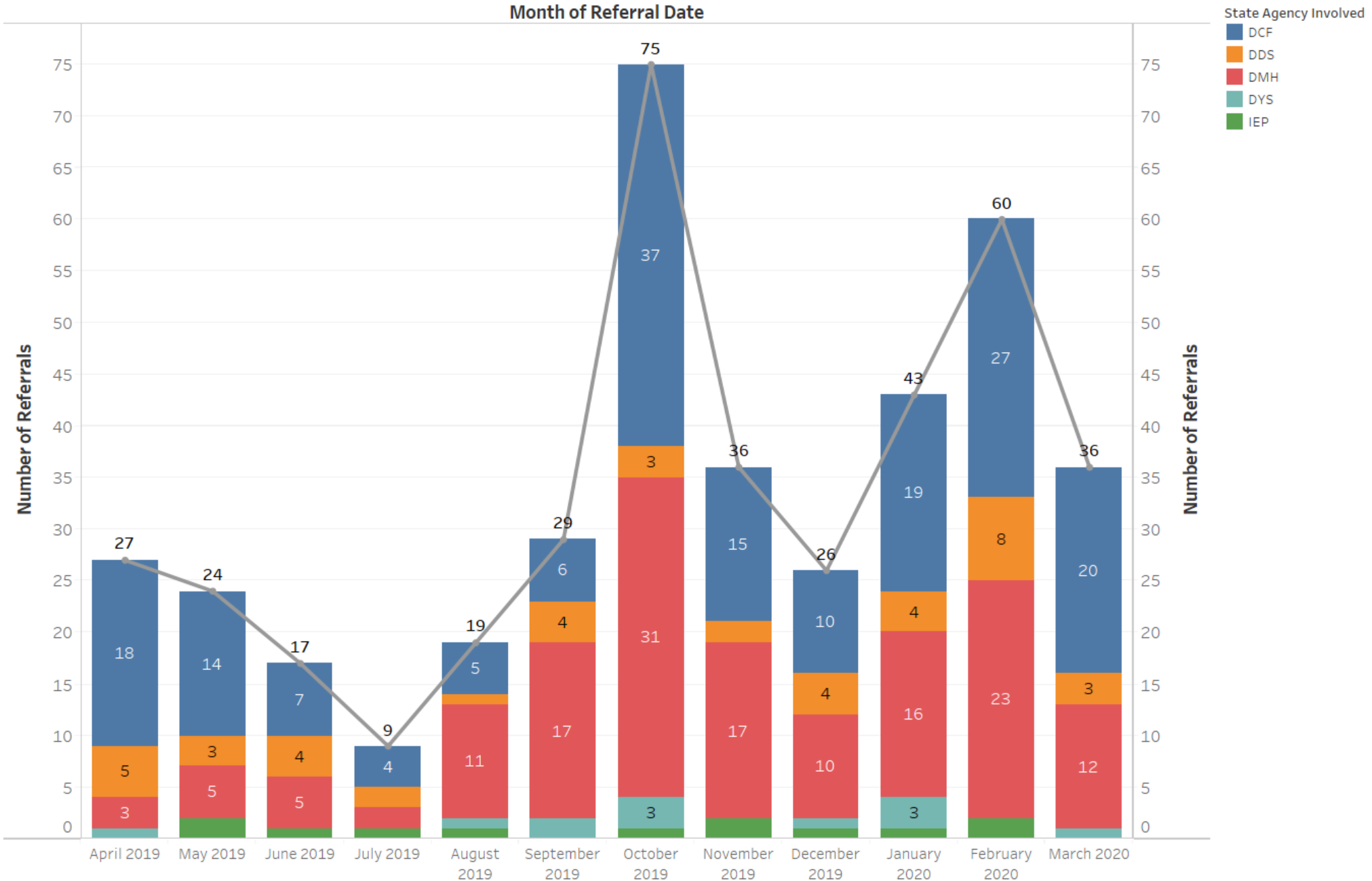


Note: Outliers have been removed

Number of Referrals by Age Group
April 2019 to March 2020 All Ages
Total Number of Referrals – 1,098



Number of Referrals with State Agency Involvement
April 2019 to March 2020 All Ages
Total Number of Referrals with State Agency Involvement – 401



Top 10 Boarding / Placement Hospitals - 12 months

Top 10 Boarding Hospitals

April 2019 to March 2020 All Ages

Boarding Facility

Children's Hosp.	112
St. Luke's Hosp. (Southcoast)	71
Mass General Hosp.	53
BID Plymouth (Jordan Hosp.)	47
Sturdy Memorial	47
South Shore Hosp.	45
Lawrence General	38
Lowell General Hosp.	36
Leominster Hosp. (UMASS)	35
Other	32
Grand Total	516

Top 10 Placement Hospitals

April 2019 to March 2020 All Ages

Placement Hospital Name

Level of Care Changed	177
CHA Cambridge Hospital	89
Southcoast Behavioral Health	71
Hospital for Behavioral Medicine	65
Westborough Behavioral Healthcare Hospital, LLC	65
Arbour Hospital	55
Children's Hospital	32
Anna Jaques Hospital	26
Pembroke Hospital	25
Fuller Hospital	23
Grand Total	628

Top 10 Boarding / Placement Hospitals - 12 months (0-17 and 18+)

Top 10 Boarding Hospitals

April 2019 to March 2020 Ages 0 - 17 & Ages 18+

Boarding Facility	Age Range	
	Ages 0 - 17	Ages 18+
Children's Hosp.	94	18
St. Luke's Hosp. (Southcoast)	21	50
Mass General Hosp.	21	32
BID Plymouth (Jordan Hosp.)	6	41
Sturdy Memorial	10	37
South Shore Hosp.	14	31
Lawrence General	10	28
Lowell General Hosp.	16	20
Leominster Hosp. (UMASS)	9	26
Other	20	12
Grand Total	221	295

Top 10 Placement Hospitals

April 2019 to March 2020 Ages 0 - 17 & Ages 18+

Placement Hospital Name	Age Range	
	Ages 0 - 17	Ages 18+
Level of Care Changed	75	102
CHA Cambridge Hospital	66	23
Southcoast Behavioral Health	18	53
Hospital for Behavioral Medicine	48	17
Westborough Behavioral Healthcare Hospital, LLC	48	17
Arbour Hospital	21	34
Children's Hospital	31	1
Anna Jaques Hospital	16	10
Pembroke Hospital	6	19
Fuller Hospital	5	18
Grand Total	334	294