

One Care: February 2017 Enrollment Report

Executive Office of Health & Human Services

MassHealth Demonstration
to Integrate Care for Dual Eligibles



Monthly Enrollment Report

- MassHealth issues monthly reports on One Care enrollment activity
- Reports are issued near the end of the month
- Reports are intended to provide general information to stakeholders

One Care Rating Category Definitions



- **F1 – Facility-based Care.** Individuals identified as having a long-term facility stay of more than 90 days
- **C3 – Community Tier 3 – High Community Need.** Individuals who have a daily skilled need; two or more Activities of Daily Living (ADL) limitations AND three days of skilled nursing need; and individuals with 4 or more ADL limitations
 - In CY2014, C3 split into two subsets:
 - C3B:** for C3 individuals with certain diagnoses (e.g., quadriplegia, ALS, Muscular Dystrophy and Respirator dependence) leading to costs considerably above the average for current C3
 - C3A:** for remaining C3 individuals
- **C2 – Community Tier 2 – Community High Behavioral Health.** Individuals who have a chronic and ongoing Behavioral Health diagnosis that indicates a high level of service need
 - In CY2014, C2 split into two subsets
 - C2B:** for C2 individuals with co-occurring diagnoses of substance abuse and serious mental illness
 - C2A:** for remaining C2 individuals
- **C1 – Community Tier 1 Community Other.** Individuals in the community who do not meet F1, C2 or C3 criteria



Total Enrollment

- Effective February 1, 2017, total number of enrollees: 15,850

Total Enrollment by Plan	
Commonwealth Care Alliance (CCA)	12,708
Tufts Health Plan	3,142
Total	15,850

Total Enrollment by Rating Category	
F1	77
C3B	176
C3A	6,069
C2B	961
C2A	4,612
C1	3,954
unavailable	1
Total	15,850

*The rating category for 1 enrollment was unavailable at the time of this report.



Enrollment Penetration by County

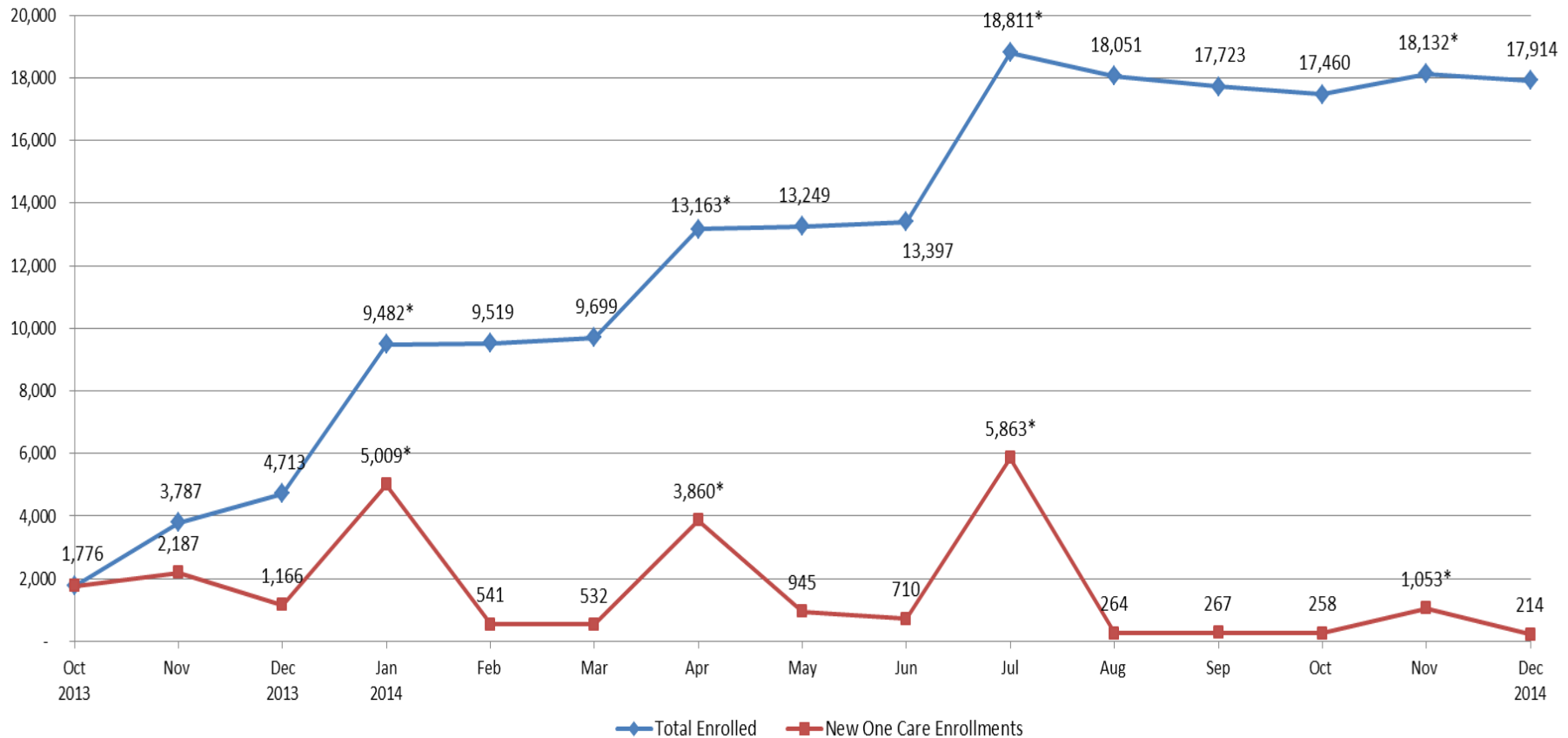
County*	Enrolled	Eligible	% Eligible Enrolled
Essex	1,366	15,537	8.8%
Franklin	102	2,258	4.5%
Hampden	3,428	16,170	21.2%
Hampshire	249	2,828	8.8%
Middlesex	1, 695	18,631	9.1%
Norfolk	658	7,828	8.4%
Plymouth	482	7,524	6.4%
Suffolk	4,856	15,749	30.8%
Worcester	3,014	16,755	18.0%
Total	15,850	103,280	15.3%

*Members residing in any of these counties may be auto-assigned to a One Care plan.

Enrollment Over Time: Demonstration Year 1



Monthly One Care Enrollment
Demonstration Year 1 (Oct. 2013 - Dec. 2014)



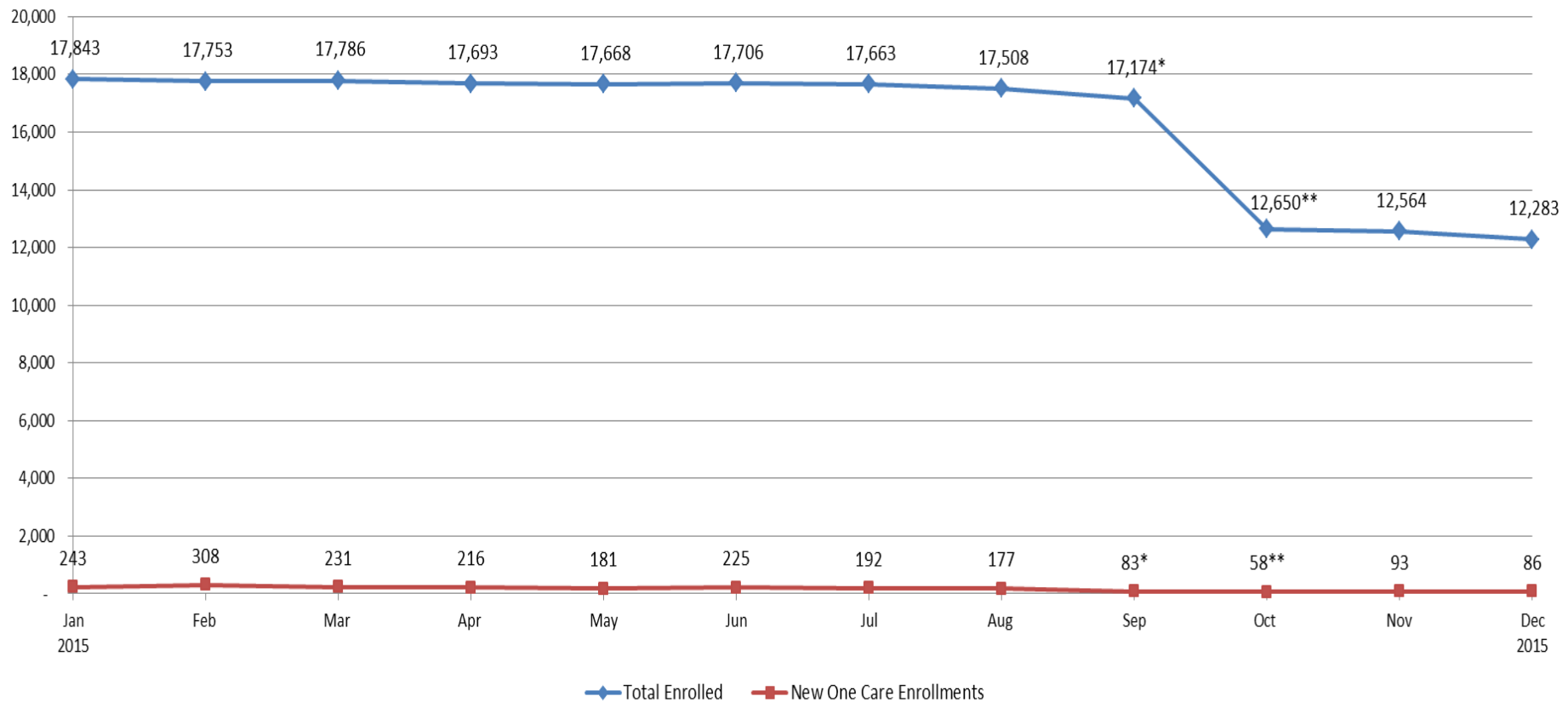
*Auto-assignment effective dates (Round 1: 1/1/2014, Round 2: 4/1/ 2014, Round 3: 7/1/2014, Round 4: 11/1/2014). Round 4 consisted only of auto-assignments to Tufts Health Plan.

Note: Data in the graph reflect current month information about enrollments. Monthly data may vary slightly from the previous reports due to enrollment status changes that have occurred since previous reports were issued.

Enrollment Over Time: Demonstration Year 2



Monthly One Care Enrollment
Demonstration Year 2 (Jan. 2015 - Dec. 2015)



*On August 7, 2015, CCA temporarily stopped accepting new One Care enrollments. Members previously enrolled with CCA for One Care were able to re-enroll.

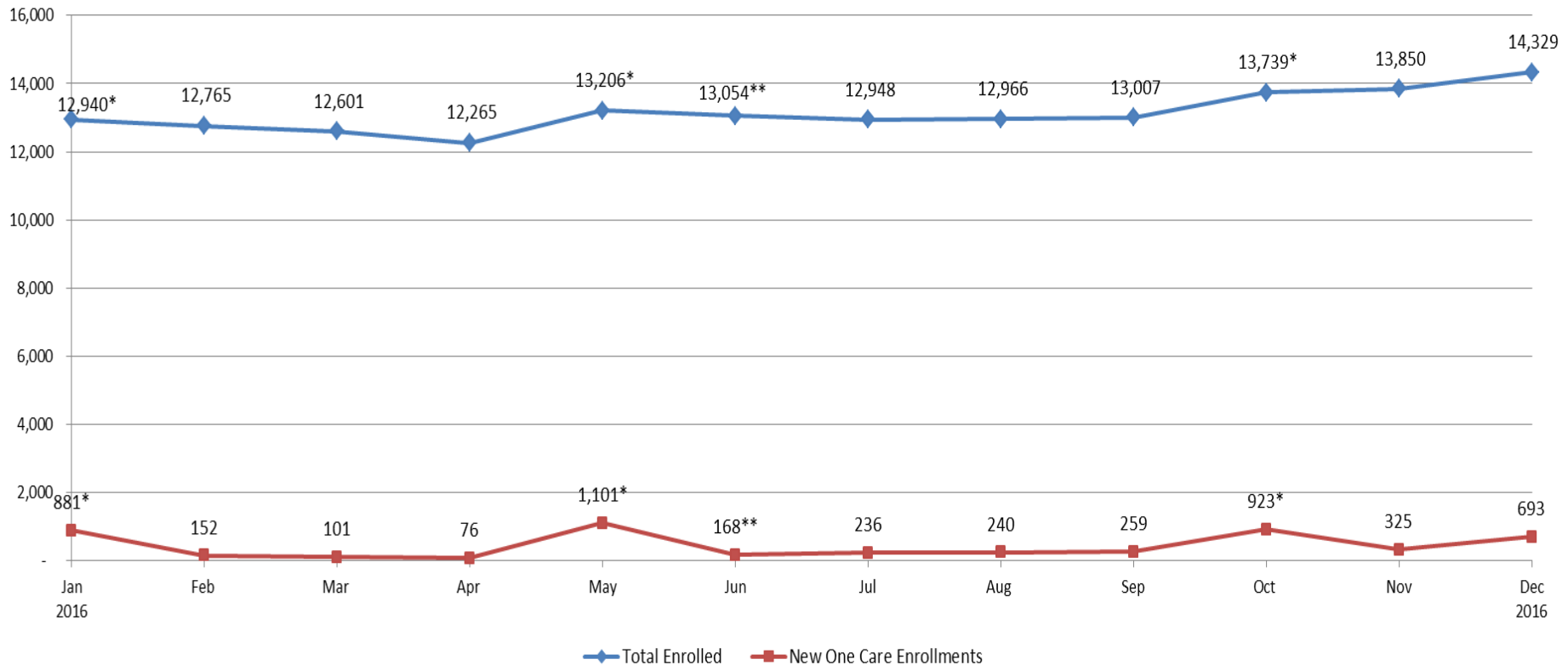
** Fallon Total Care ended its participation in One Care as of September 30, 2015.

Note: Data in the graph reflect current month information about enrollments. Monthly data may vary slightly from the previous reports due to enrollment status changes that have occurred since previous reports were issued.

Enrollment Over Time: Demonstration Year 3



Monthly One Care Enrollment
Demonstration Year 3 (Jan. 2016 - Dec. 2016)



*Auto-assignment effective dates (Round 5: 1/1/2016; Round 6: 5/1/2016; Round 7: 10/1/2016). Rounds 5 and 6 consisted only of auto-assignments to Tufts Health Plan; Round 7 consisted only of auto-assignments to CCA.

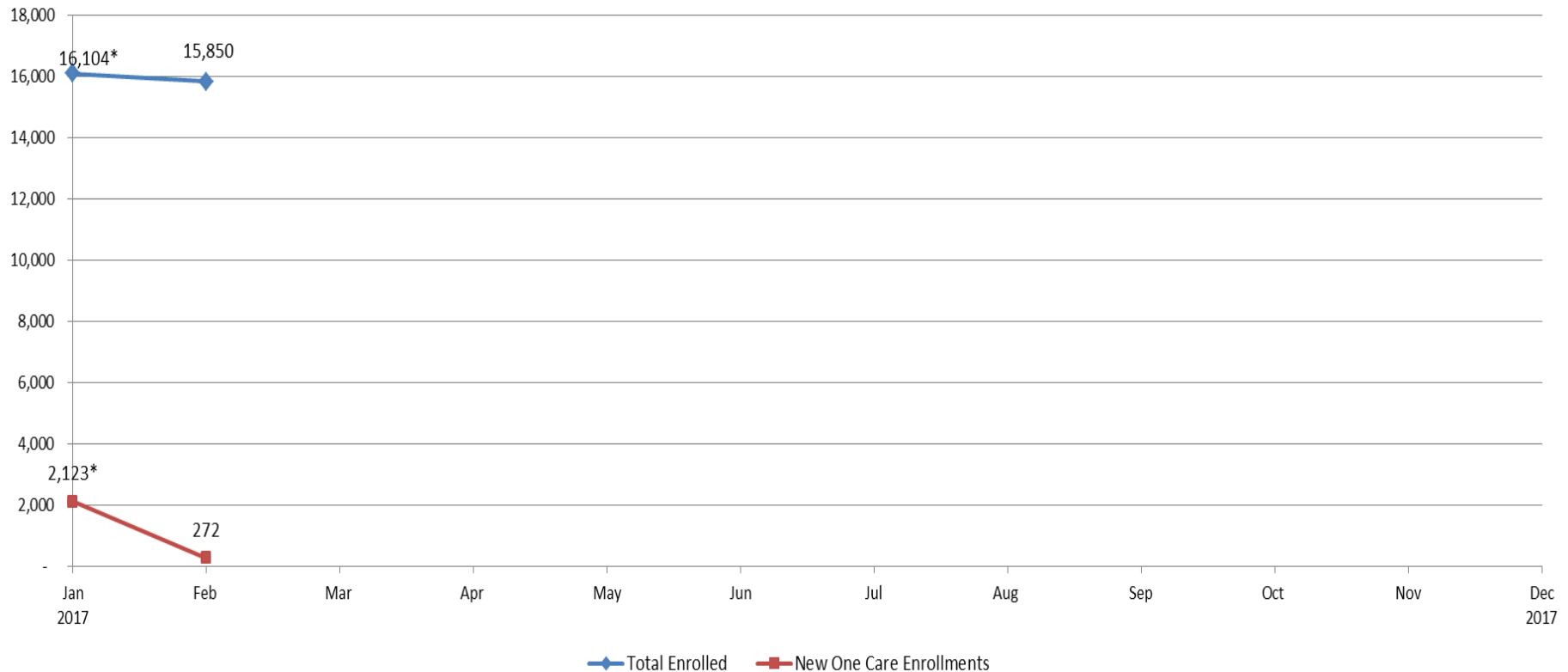
**CCA accepted limited enrollments for January 1 and May 1 in 2016, and in May fully reopened to new enrollments for June 1, 2016 and later dates.

Note: Data in the graph reflect current month information about enrollments. Monthly data may vary slightly from the previous reports due to enrollment status changes that have occurred since previous reports were issued.

Enrollment Over Time: Demonstration Year 4



Monthly One Care Enrollment
Demonstration Year 4 (Jan. 2017 - Dec. 2017)



*Auto-assignment effective dates (Round 8: 1/1/2017).

Note: Data in the graph reflect current month information about enrollments. Monthly data may vary slightly from the previous reports due to enrollment status changes that have occurred since previous reports were issued.



Opt-Outs

- Total number of opt-outs as of February 1: 32,048
 - Will be excluded from any future auto-enrollment
 - If eligible, can choose to enroll by self-selection at any time
- Total opt-out number includes individuals who may be ineligible
- Of the 103,280 individuals who are eligible for One Care 31.0% have chosen to opt out

Total Opt-Outs by County	
Essex	2,746
Franklin	428
Hampden	6,717
Hampshire	1,525
Middlesex	3,849
Norfolk	1,628
Plymouth	1,251
Suffolk	5,826
Worcester	7,876
Non-Demo Counties	202
Total	32,048

Visit us at www.mass.gov/masshealth/onecare

Email us at OneCare@state.ma.us