





Figure 3. Sentencing Grid

Sentencing Guidelines Grid

Level	Example	Presumptive Sentence Range					Suggested Maximum Probation Term Range
		A	B	C	D	E	
9	Murder	Life	Life	Life	Life	Life	3 Y e a r s
8	Manslaughter (Voluntary)	96 - 144 Mos.	108 - 162 Mos.	120 - 180 Mos.	144 - 216 Mos.	204 - 306 Mos.	
7	Armed Robbery (Gun)	60 - 90 Mos.	68 - 102 Mos.	84 - 126 Mos.	108 - 162 Mos.	160 - 240 Mos.	
6	Manslaughter (Involuntary)	40 - 60 Mos.	45 - 67 Mos.	50 - 75 Mos.	60 - 90 Mos.	80 - 120 Mos.	2 Y e a r s
5	Indecent A&B on Child Under 14	12 - 36 Mos.	24 - 36 Mos.	36 - 54 Mos.	48 - 72 Mos.	60 - 90 Mos.	
4	Larceny From a Person	0 - 24 Mos.	3 - 30 Mos.	6 - 30 Mos.	20 - 30 Mos.	24 - 36 Mos.	
3	A&B DW (No or minor injury)	0 - 12 Mos.	0 - 15 Mos.	0 - 18 Mos.	0 - 24 Mos.	6 - 24 Mos.	1 Y e a r
2	Assault		0 - 6 Mos.	0 - 6 Mos.	0 - 9 Mos.	0 - 12 Mos.	
1	Operating Aft Suspended Lic				0 - 3 Mos.	0 - 6 Mos.	
0	Lic Law Violation (not MV) Violation Town By-Law	IS-0					
Criminal History Scale		A No/Minor Record	B Moderate Record	C Serious Record	D Violent or Repetitive	E Serious Violent	

Sentencing Zones

-  Incarceration Zone
-  Discretionary Zone (incarceration/intermediate sanction)
-  Intermediate Sanction Zone
-  No supervision, no fines, no fees zone

The numbers in each cell represent the range from which the judge selects the maximum sentence (Not More Than);
The minimum sentence (Not Less Than) is 2/3rds of the maximum sentence and constitutes the initial parole eligibility date.