




MASSACHUSETTS FIRE TRAINING COUNCIL FIRE FIGHTER I CERTIFICATION EXAMINATION



CANDIDATE #

Skill Sheet No. FFI 001	Receipt and Dispatch of Calls for Assistance	Passing Score: 70%
NFPA 1010-2024 edition	Objective: 6.2.1, 6.2.2	Date: 07-01-25

Note: Use a ✓ for PASS and an F for FAIL

MINIMUM TO PASS: 7 FFI 7 of 10 (all worth 1 point)		1 st Test		Retest	
		P	F	P	F
1*	Verbalizes that needed materials are available.				
2	Correctly follows provided SOP when answering the phone when a call for assistance is received.				
3	Identifies and correctly documents the location of the emergency.				
4	Verbally verifies and documents a callback number for the reporting party.				
5*	Determines and documents the nature of the emergency.				
6	Determines the number of people involved and their locations as appropriate.				
7*	Activates Fire Department alerting equipment.				
8	Dispatches appropriate units for nature of call. Provides correct address, nature of the call and time of dispatch.				
9	Acknowledges response of units via radio and documents the response time.				
10*	Correctly prioritizes and responds to ensure the delivery of emergency information to responding units/command.				
MINIMUM TO PASS: 7, includes all critical skills.		TOTALS			
		TOTALS: ONLY if Retesting			

■* FAILURE OF THIS CRITICAL PORTION IS CAUSE FOR FAILURE OF THE ENTIRE SKILL SHEET ■*

EXAMINER NAME: (PRINTED) _____ DATE: ____/____/____

EXAMINER SIGNATURE: _____ CIRCLE ONE: FFI: **PASS** **FAIL**

COORDINATOR REVIEW: INITIALS: _____ DATE: ____/____/____ CIRCLE ONE: FFI: **PASS** **FAIL**




Note: Use **✓** for PASS and an **F** for FAIL

TOTALS: ONLY *if Retesting*

Coordinator review: Initials: _____ Date: ____/____/____ Circle one: FFI: **PASS** **FAIL**



MASSACHUSETTS FIRE TRAINING COUNCIL FIRE FIGHTER I CERTIFICATION EXAMINATION



CANDIDATE #

Skill Sheet No. FFI 101	Don Personal Protective Clothing	Passing Score: 70%
NFPA 1010-2024 edition	Objective: 6.1.2	Date: 07-01-25

Note: Use a ✓ for PASS and an F for FAIL

MINIMUM TO PASS: 9 FFI 9 of 12 (all worth 1 point)		1 st Test		Retest	
		P	F	P	F
1*	Dons trouser/boot combination.				
2	Physically verified suspenders are attached to trousers.				
3	Trousers are pulled on and fastened at waist.				
4	Suspenders are adjusted over shoulders.				
5*	Dons protective hood, pulling down around neck and shoulders.				
6*	Don turnout coat.				
7	Ensures all closures are fastened as designed.				
8	Ensures collar is turned up and secured around neck.				
9*	Dons helmet with earflaps down.				
10	Fastens and adjusts chin strap under chin.				
11*	Don gloves and ensure no skin is exposed between the cuff of coat and glove as per recommendations of manufacturer.				
12	Completes within ONE (1) minute. Always log time. TIME: _____				
MINIMUM TO PASS: 9, includes all critical skills. TOTAL					
TOTAL: ONLY if Retesting					

■* FAILURE OF THIS CRITICAL PORTION IS CAUSE FOR FAILURE OF THE ENTIRE SKILL SHEET ■*

Examiner name: (Printed) _____ Date: ____/____/____

Examiner Signature: _____ Circle one: FFI: **PASS** **FAIL**Coordinator review: Initials: _____ Date: ____/____/____ Circle one: FFI: **PASS** **FAIL**



Note: Use a **✓** for PASS and an **F** for FAIL

TOTAL: ONLY *if Retesting*

*** FAILURE OF THIS CRITICAL PORTION IS CAUSE FOR FAILURE OF THE ENTIRE SKILL SHEET ***

Coordinator review: Initials: _____ Date: ____/____/____ Circle one: FFI: **PASS** **FAIL**



MASSACHUSETTS FIRE TRAINING COUNCIL FIRE FIGHTER I CERTIFICATION EXAMINATION

CANDIDATE #

Skill Sheet No. FFI 103	Don SCBA-Over the Head Method	Passing Score: 70%
NFPA 1010-2024 edition	Objective:6.1.2, 6.3.1 (NFPA 1852 – 2019 edition 3.3.6)	Date: 07-01-25

Note: Use a **✓** for PASS and an **F** for FAIL

MINIMUM TO PASS: 14 FFI 14 of 19 (all worth 1 point)		1 st Test		Retest	
		P	F	P	F
1	Candidate arrives at test station wearing full complete Firefighting gear, with SCBA.				
2	Crouches or kneels at end of SCBA opposite cylinder valve.				
3*	Verbalizes while checking cylinder gauge pressure and indicates if full. (90% or above: 2216psi = 1994psi; 4500psi = 4050psi; 5500psi = 4950psi).				
4*	Opens cylinder valve completely. Verbalizes status of low air alarm and PASS Device.				
5*	Verbalizes while comparing remote gauge pressure to cylinder pressure and verbalizes difference between gauges. The difference between cylinder and remote gauge shall not exceed 100psi. 5500psi systems not to exceed 250psi.				
6	Grasps backplate/harness assembly with both hands.				
7	Raises backplate/harness assembly overhead.				
8	Places and balances backplate/cylinder assembly on upper back.				
9	Connects all straps and adjusts until snug.				
10*	Dons facepiece and performs facepiece fit test. Adjust straps and retests if needed. Verbalizes successful fit test when achieved.				
11*	Properly dons protective hood, ensuring no gaps/exposed skin.				
12	Dons helmet with ear covers down. Connect and adjust chinstrap under chin and not on facepiece.				
13	Dons gloves and ensures no gaps/exposed skin between gloves and coat sleeves.				
14*	Correctly connects facepiece to regulator, inhales.				
15*	Verbalizes cylinder pressure indicated on heads-up display (ex. 2 green, no red).				
16*	All Personal Protective Equipment is properly worn.				
17*	Completes within one minute and fifteen seconds. Always log the Time: _____				
18	Deactivates PASS device.				
19*	Detaches the facepiece and returns SCBA to original area ready for donning.				

Note: Timing of this skill will begin when the examiner states, “please begin” and will stop when the candidate takes their first breath from a properly sealed facepiece.

MINIMUM TO PASS: 14 includes all critical skills

TOTALS

TOTALS: ONLY if Retesting

*** FAILURE OF THIS CRITICAL PORTION IS CAUSE FOR FAILURE OF THE ENTIRE SKILL SHEET ***

Examiner name: (Printed) _____ Date: ____/____/____

Examiner Signature: _____ Circle one: FFI: **PASS** **FAIL**

Coordinator review: Initials: _____ Date: ____/____/____ Circle one: FFI: **PASS** **FAIL**



MASSACHUSETTS FIRE TRAINING COUNCIL FIRE FIGHTER I CERTIFICATION EXAMINATION

CANDIDATE #

Skill sheet No. FFI 104	Don SCBA-Over Coat Method	Passing Score: 70%
NFPA 1010-2024 edition	Objective: 6.1.2, 6.3.1 (NFPA 1852 – 2019 edition 3.3.6)	Date: 07-01-25

Note: Use a ☒ for PASS and an **F** for FAIL

MINIMUM TO PASS: 12 FFI 12 of 17 (all worth 1 point)		1 st Test		Retest	
		P	F	P	F
1	Candidate arrives at test station wearing full complete Firefighting gear, with SCBA.				
2	Crouches or kneels at end of SCBA with cylinder valve.				
3*	Verbalizes cylinder gauge pressure and indicates if full. (90% or above: 2216psi = 1994psi; 4500psi = 4050psi; 5500psi = 4950psi).				
4*	Opens cylinder valve completely. Verbalizes status of low air alarm and PASS Device.				
5*	Verbalizes comparing remote gauge pressure to cylinder pressure and verbalizes difference between gauges. (The difference between cylinder and remote gauge shall not exceed 100psi. 5500psi systems not to exceed 250psi).				
6	Protects regulator by grasping left shoulder strap and low-pressure hose. Swings SCBA into position on back with arms through straps.				
7	Connects all straps and adjust until snug.				
8*	Dons facepiece and performs facepiece fit test. Adjust straps and retests if needed. Verbalizes successful fit test when achieved.				
9*	Properly dons protective hood, ensuring no gaps/exposed skin.				
10	Dons helmet with ear covers down, connects, and adjusts chinstrap under chin and not on facepiece.				
11	Dons gloves and ensures no gaps/exposed skin between gloves and coat sleeves.				
12*	Correctly connects facepiece to regulator, inhales.				
13*	Verbalizes Cylinder pressure indicated on heads up display (ex. 2 green, no red).				
14*	All Personal Protective Equipment is properly worn.				
15*	Completes within one minute and fifteen seconds. Always log the Time: _____				
16	Deactivates PASS device.				
17*	Detaches the facepiece and returns SCBA to original area ready for donning.				
Note: Timing of this skill will begin when the examiner states, "please begin" and will stop when the candidate takes their first breath from a properly sealed facepiece.					
MINIMUM TO PASS: 12 includes all critical skills.		TOTALS			
		TOTALS: ONLY if Retesting			

*** FAILURE OF THIS CRITICAL PORTION IS CAUSE FOR FAILURE OF THE ENTIRE SKILL SHEET ***

EXAMINER NAME: (PRINTED) _____ DATE: ____/____/____

EXAMINER SIGNATURE: _____ CIRCLE ONE: FFI: **PASS** **FAIL**COORDINATOR REVIEW: INITIALS: _____ DATE: ____/____/____ CIRCLE ONE: FFI: **PASS** **FAIL**



MASSACHUSETTS FIRE TRAINING COUNCIL FIRE FIGHTER I CERTIFICATION EXAMINATION



CANDIDATE #

Skill Sheet No. FFI 105	SCBA Cylinder Replacement One Firefighter Method	Passing Score: 70%
NFPA 1010-2024 edition	Objective: 6.1.2, 6.3.1	Date: 07-01-25

Note: Use ✓ for PASS and an F for FAIL

MINIMUM TO PASS: 15		FFI 15 of 21 (all worth 1 point)		1 st Test		Retest	
				P	F	P	F
1	Candidate arrives at test station wearing full complete Firefighting gear, with SCBA.						
2	Obtains a full cylinder and positions it for easy access.						
3	Verbalizes checking cylinder gauge pressure and indicates if full. (90% or above: 2216psi = 1994psi; 4500psi = 4050psi; 5500psi = 4950psi).						
4*	Fully closes the cylinder valve on the used cylinder.						
5*	Releases pressure from the high-pressure hose line through regulator system (not by disconnecting high pressure hose line from empty cylinder).						
6	Resets PASS device.						
7	Once all pressure is released, disconnects high-pressure hose line from used cylinder.						
8	Releases cylinder clamps.						
9	Removes used cylinder from the harness assembly.						
10	Verbalizes checking replacement cylinder opening for debris. Open the cylinder valve to clear debris if necessary.						
11	Verbalizes checking high-pressure hose line connection for debris and O-ring for integrity.						
12*	Installs replacement cylinder into the harness assembly.						
13*	Securely connects high-pressure hose line connection (hand tight).						
14*	Adjusts cylinder strap, if necessary, in harness and secures clamps.						
15*	Opens cylinder valve completely. Verbalizes status of low air alarm and PASS Device.						
16	Verbalizes comparing remote gauge pressure to cylinder pressure and verbalizes difference between gauges. (The difference between cylinder and remote gauge shall not exceed 100psi. 5500psi systems not to exceed 250psi).						
17	Closes cylinder valve.						
18	Releases all pressure through the regulator system via purge valve.						
19*	Turns off the PASS device.						
20	Places unit back in service.						
21*	Verbalizes that the equipment will be cleaned and dried as needed.						
MINIMUM TO PASS: 15 includes all critical skills.		TOTALS					
		TOTALS: ONLY if Retesting					

*** FAILURE OF THIS CRITICAL PORTION IS CAUSE FOR FAILURE OF THE ENTIRE SKILL SHEET ***

Examiner name: (Printed) _____ Date: ____/____/____

Examiner Signature: _____ Circle one: FFI: **PASS** **FAIL**Coordinator review: Initials: _____ Date: ____/____/____ Circle one: FFI: **PASS** **FAIL**



MASSACHUSETTS FIRE TRAINING COUNCIL FIRE FIGHTER I CERTIFICATION EXAMINATION



CANDIDATE #

Skill Sheet No. FFI 106	DOFFING SCBA	Passing Score: 70%
NFPA 1010-2024 edition	Objective: 6.1.2	Date: 07-01-25

Note: Use ✓ for PASS and an F for FAIL

MINIMUM TO PASS: 11 FFI 11 of 15 (all worth 1 point)		1 st Test		Retest	
		P	F	P	F
1*	Candidate arrives at test station wearing full complete Firefighting gear, with SCBA.				
2*	Disconnects face piece from the regulator. Controls and corrects airflow.				
3	Releases the chin strap and removes helmet.				
4*	Slides protective hood, off head and down around neck.				
5*	Releases facepiece straps and removes facepiece.				
6	Extends facepiece straps fully.				
7	Disconnects and fully extends all midline straps.				
8*	Crouch or kneel, leans forward and releases shoulder strap buckles and fully extend straps.				
9	Grasps shoulder strap, which has regulator attached, with the same side hand.				
10	Removes arm from the opposite side shoulder strap.				
11	Grasps the regulator and locks it into waist regulator cup (if so equipped), if a regulator cup is not provided the candidate should protect the regulator with a free hand.				
12*	Removes the remaining shoulder strap while still protecting the regulator.				
13	Lowers unit to ground or places in case.				
14*	Closes cylinder valve.				
15*	Releases all pressure through the regulator system via purge valve.				
Note: <i>Timing of this skill will begin when the examiner states, "please begin" and will stop when the candidate takes their first breath from a properly sealed facepiece.</i>					
MINIMUM TO PASS: 11, includes all critical skills.		TOTALS			
		TOTALS: ONLY if Retesting			

■* FAILURE OF THIS CRITICAL PORTION IS CAUSE FOR FAILURE OF THE ENTIRE SKILL SHEET ■*

Examiner name: (Printed) _____ Date: ____/____/____

Examiner Signature: _____ Circle one: FFI: **PASS** **FAIL**

Coordinator review: Initials: _____ Date: ____/____/____ Circle one: FFI: **PASS** **FAIL**



MASSACHUSETTS FIRE TRAINING COUNCIL FIRE FIGHTER I CERTIFICATION EXAMINATION



CANDIDATE #

Skill Sheet No. FFI 107	Doff Personal Protective Clothing	Passing Score: 70%
NFPA 1010-2024 edition	Objective: 6.1.2	Date: 07-01-25

Note: Use ✓ for PASS and an F for FAIL

MINIMUM TO PASS: 11 FFI 11 of 15 (all worth 1 point)		1 st Test		Retest	
		P	F	P	F
1*	Candidate arrives at test station wearing full complete Firefighting gear, with SCBA.				
2	Loosens chinstrap of helmet.				
3	Doffs helmet.				
4	Doffs protective hood.				
5	Unfastens collar.				
6	Unfastens remaining coat closures.				
7*	Doffs gloves.				
8*	Doffs coat.				
9	Removes suspenders from shoulders.				
10	Unfastens waist closure(s).				
11	Rolls trousers down to each ankle with suspenders draping from each side.				
12	Doffs trouser/boot combination.				
13	Verbalizes inspection of PPE for damage. Removes damaged equipment from service.				
14*	Candidate shall verbalize that they would clean (decon), and dry equipment as needed.				
15*	Places PPE in a ready state so that all PPE components are accessible and can be quickly donned without delay.				
MINIMUM TO PASS: 11, includes critical skills TOTALS					
TOTALS: ONLY if Retesting					

■* FAILURE OF THIS CRITICAL PORTION IS CAUSE FOR FAILURE OF THE ENTIRE SKILL SHEET ■*

Examiner name: (Printed) _____ Date: ____/____/____

Examiner Signature: _____ Circle one: FFI: **PASS** **FAIL**Coordinator review: Initials: _____ Date: ____/____/____ Circle one: FFI: **PASS** **FAIL**



MASSACHUSETTS FIRE TRAINING COUNCIL FIRE FIGHTER I CERTIFICATION EXAMINATION



CANDIDATE #

Skill Sheet No. FFI 201	Conduct a Primary Search	Passing Score: 70%
NFPA 1010-2024 edition	Objective: 6.1.2, 6.3.9	Date: 07-01-25

Note: Use a ✓ for PASS and an **F** for FAIL

MINIMUM TO PASS: 11 FFI 11 of 15 (all worth 1 point)		1 st Test		Retest	
		P	F	P	F
1	Candidate arrives at test station wearing full complete Firefighting gear, with SCBA.				
2	Carries a forcible entry tool				
3	Initiates the accountability system by confirming their accountability tag has been placed on the board.				
4*	Candidate verbalizes an intended search pattern.				
5*	Chooses and conducts appropriate search positioning for rapid movement based upon conditions.				
6*	Maintains “left” or “right” search pattern, updates IC on progress as significant benchmarks are achieved.				
7	Controls all doors as search is conducted to prevent flow path development.				
8	Searches behind and under all objects.				
9	Searches all areas such as closets, showers, etc.				
10	Searches one room before moving on to the next.				
11	Marks rooms that have been searched.				
12	Pauses, holds breath, and instructs other searcher(s) to do the same, to listen for cries for help, other rescuers, etc.				
13*	Moves up and down stairs, always oriented with head up.				
14*	Finds victim (if present) notifies command of findings.				
15*	Exits structure with victim (if present), reports assignment completion to IC.				
16*	The candidate completed all tasks safely and efficiently per instructions.				
MINIMUM TO PASS: 11, includes all critical skills TOTALS					
TOTALS: ONLY if Retesting					

■* FAILURE OF THIS CRITICAL PORTION IS CAUSE FOR FAILURE OF THE ENTIRE SKILL SHEET ■*

Examiner name: (Printed) _____ Date: ____/____/____

Examiner Signature: _____ Circle one: FFI: **PASS** **FAIL**

Coordinator review: Initials: _____ Date: ____/____/____ Circle one: FFI: **PASS** **FAIL**



MASSACHUSETTS FIRE TRAINING COUNCIL FIRE FIGHTER I CERTIFICATION EXAMINATION



CANDIDATE #

Skill Sheet No. FFI 203	Incline Drag Rescue	Passing Score: 70%
NFPA 1010-2024 edition	Objective: 6.3.9	Date: 07-01-25

Note: Use a **✓** for PASS and an **F** for FAIL

MINIMUM TO PASS: 7 FFI 7 of 9 (all worth 1 point)		1 st Test		Retest	
		P	F	P	F
1	Candidate arrives at test station wearing full complete Firefighting gear, with SCBA.				
2	Candidate positions victim for rescue by rolling the victim onto their back, if necessary.				
3	The candidate kneels at victim's head facing the victim's feet.				
4	Supports the victim's head and neck. NOTE: if a head or neck injury is suspected, provides appropriate support for head during movement.				
5	The candidate lifts the victim's upper body into a sitting position.				
6	The candidate uses right arm, reaches under the victim's right arm, across their chest, and grasps the wrist of their left arm. Repeats for the victim's other arm.				
7*	Candidate stands keeping victim with them.				
8*	Drags victim to safety using the incline drag.				
9*	The candidate completed all tasks safely and efficiently per instructions.				
MINIMUM TO PASS: 7, includes all critical skills TOTALS					
TOTALS: ONLY if Retesting					

■* FAILURE OF THIS CRITICAL PORTION IS CAUSE FOR FAILURE OF THE ENTIRE SKILL SHEET ■*

Examiner name: (Printed) _____ Date: ____/____/____

Examiner Signature: _____ Circle one: FFI: **PASS** **FAIL**

Coordinator review: Initials: _____ Date: ____/____/____ Circle one: FFI: **PASS** **FAIL**



MASSACHUSETTS FIRE TRAINING COUNCIL FIRE FIGHTER I CERTIFICATION EXAMINATION



CANDIDATE #

Skill Sheet No. FFI 204	Extremities Carry Rescue - Rescuer One	Passing Score: 70%
NFPA 1010-2024 edition	Objective: 6.3.9	Date: 07-01-25

Note: Use a for PASS and an F for FAIL

MINIMUM TO PASS: 6 FFI 6 of 8 (all worth 1 point)		1 st Test		Retest	
		P	F	P	F
1	Candidate arrives at test station wearing full complete Firefighting gear, with SCBA.				
2	The candidate stands at the victim's head facing their feet.				
3	The candidate supports the victim's head and neck. NOTE: If a head or neck injury is suspected, provide appropriate support for the head during movement.				
4	With assistance from rescuer two, positions victim into a sitting position.				
5	The candidate uses right arm, reaches under the victim's right arm, across their chest, and grasps the wrist of their left arm. Repeats for the victim's other arm.				
6	Stands using legs, not back muscle, keeping victim with them.				
7*	Carries the victim to safety using the extremities carry.				
8*	The candidate completed all tasks safely and efficiently per instructions.				
MINIMUM TO PASS: 6 includes all critical skills. TOTAL					
TOTAL: ONLY if Retesting					

■* FAILURE OF THIS CRITICAL PORTION IS CAUSE FOR FAILURE OF THE ENTIRE SKILL SHEET ■*

Examiner name: (Printed) _____ Date: ____/____/____

Examiner Signature: _____ Circle one: FFI: **PASS** **FAIL**

Coordinator review: Initials: _____ Date: ____/____/____ Circle one: FFI: **PASS** **FAIL**



Note: Use a ✓ for PASS and an F for FAIL

TOTALS: ONLY *if Retesting*

Coordinator review: Initials: _____ Date: ____/____/____ Circle one: FFI: **PASS** **FAIL**



MASSACHUSETTS FIRE TRAINING COUNCIL
FIRE FIGHTER I CERTIFICATION EXAMINATION



CANDIDATE #

Skill Sheet No. FFI 206	Through the lock entry procedures with the K-tool	Passing Score: 70%
NFPA 1010-2024 edition	Objective: 6.3.4	Date: 07-01-25

Note: Use ✓ for PASS and an F for FAIL

MINIMUM TO PASS: 8 FFI 8 of 11 (all worth 1 point)		1 st Test		Retest	
		P	F	P	F
1	Candidate arrives at test station wearing full complete Firefighting gear, with SCBA.				
2*	Tries to open the door to determine if actually locked. (Try before you pry)				
3*	Identifies and then verbalizes lock type.				
4	Select the correct tool(s) for through the lock entry.				
5*	Ensure eye protection is lowered into position.				
6	Places K-tool into position behind the ring and face of the cylinder.				
7*	Inserts Halligan bar onto the K-tool and forces the K-tool onto the cylinder.				
8	Pries the cylinder from the door.				
9	Insert key tool(s) into the cylinder hole.				
10	Moves locking bolt to open position.				
11*	Opens the door to access the structure.				
MINIMUM TO PASS: 8 includes all critical skills		TOTALS			
		TOTALS: ONLY if Retesting			

■* FAILURE OF THIS CRITICAL PORTION IS CAUSE FOR FAILURE OF THE ENTIRE SKILL SHEET ■*

Examiner name: (Printed) _____ Date: ____/____/____

Examiner Signature: _____ Circle one: FFI: **PASS** **FAIL**

Coordinator review: Initials: _____ Date: ____/____/____ Circle one: FFI: **PASS** **FAIL**



MASSACHUSETTS FIRE TRAINING COUNCIL FIRE FIGHTER I CERTIFICATION EXAMINATION

CANDIDATE #

Skill Sheet No. FFI 207	Firefighter Exit Through a Restricted Opening	Passing Score: 70%
NFPA 1010-2024 edition	Objective: 6.3.1, 6.3.5	Date: 07-01-25

Note: Use **✓** for PASS and an **F** for FAIL

MINIMUM TO PASS: 7 FFI 7 of 9 (all worth 1 point)		1 st Test		Retest	
		P	F	P	F
1	Candidate arrives at test station wearing full complete Firefighting gear, with SCBA.				
2	Candidate identifies then verbalizes that they need to breach a wall to safely exit the IDLH environment.				
3	Use the handle of the tool to make initial penetration of the wall.				
4	Determines then verbalizes the absence of any obstructions that would hinder successful completion of this procedure.				
5	Uses tool to create an opening large enough to fit through.				
6	Ensures then verbalizes that it is safe to pass through the opening. (Absence of fire, sounding floor in adjoining room.)				
7*	Choosing appropriate method to exit through restricted opening (swim, dive, low profile, reduced profile) while protecting regulator/low pressure hose and successfully completes the skill per scenario.				
8*	Redons SCBA as needed, collects tool and proceeds to make way out of the building.				
9*	The candidate completed all tasks per instructions, safely and efficiently.				
MINIMUM TO PASS: 7, includes all critical skills					
TOTALS					
TOTALS: ONLY if Retesting					

■* FAILURE OF THIS CRITICAL PORTION IS CAUSE FOR FAILURE OF THE ENTIRE SKILL SHEET ■*

Examiner name: (Printed) _____ Date: ____/____/____

Examiner Signature: _____ Circle one: FFI: **PASS** **FAIL**

Coordinator review: Initials: _____ Date: ____/____/____ Circle one: FFI: **PASS** **FAIL**



MASSACHUSETTS FIRE TRAINING COUNCIL FIRE FIGHTER I CERTIFICATION EXAMINATION

CANDIDATE #

Skill Sheet No. FFI 209	Rescuing a Downed Firefighter with Functioning SCBA – Searcher one	Passing Score: 70%
NFPA 1010-2024 edition	Objective: 6.3.5, 6.3.9	Date: 07-01-25

Note: Use ✓ for PASS and an F for FAIL

MINIMUM TO PASS: 8 FFI 8 of 11 (all worth 1 point)		1 st Test		Retest	
		P	F	P	F
1	Candidate arrives at test station wearing full complete Firefighting gear, with SCBA.				
2	Gathers necessary equipment (tool, flashlight).				
3	Takes position on the rope behind the team leader. Rope in left hand.				
4*	Follows directions of team leader to search for downed firefighter.				
5	When directed by team leader, evaluates breathing status and air supply of downed firefighter. Verbalizes status to team leader.				
6	Assists Searcher 2 with converting the SCBA harness for rescue.				
7*	Monitors personal air supply and communicates to Team Leader.				
8	Works with Searcher 2 to remove downed firefighter.				
9	Follows commands of Team Leader to exit the IDLH environment.				
10	Activates downed firefighters PASS device.				
11*	Exits the IDLH environment safely.				
MINIMUM TO PASS: 8 includes all critical skills		TOTALS			
		TOTALS: ONLY if Retesting			

■* FAILURE OF THIS CRITICAL PORTION IS CAUSE FOR FAILURE OF THE ENTIRE SKILL SHEET ■*

Examiner name: (Printed) _____ Date: ____/____/____

Examiner Signature: _____ Circle one: FFI: **PASS** **FAIL**

Coordinator review: Initials: _____ Date: ____/____/____ Circle one: FFI: **PASS** **FAIL**



MASSACHUSETTS FIRE TRAINING COUNCIL FIRE FIGHTER I CERTIFICATION EXAMINATION

CANDIDATE #

Skill Sheet No. FFI 210	Rescuing a Downed Firefighter with Functioning SCBA – Searcher Two	Passing Score: 70%
NFPA 1010-2024 edition	Objective: 6.3.5, 6.3.9	Date: 07-01-25

Note: Use ✓ for PASS and an F for FAIL

MINIMUM TO PASS: 7 FFI 7 of 10 (all worth 1 point)		1 st Test		Retest	
		P	F	P	F
1	Candidate arrives at test station wearing full complete Firefighting gear, with SCBA.				
2	Gathers necessary equipment (tool, flashlight).				
3	Takes position on the rope behind the Searcher 1. Rope in left hand.				
4*	Follows directions of team leader to search for downed firefighter.				
5	When directed by team leader, correctly converts downed firefighter SCBA harness for rescue. Verbalizes status to team leader.				
6*	Monitors personal air supply and communicates to Team Leader.				
7	Works with team members to remove downed firefighter.				
8	Follows commands of Team Leader to exit the IDLH environment.				
9	Secures search rope in area of downed firefighter. Communicates to Team Leader.				
10*	Exits the IDLH environment safely.				
MINIMUM TO PASS: 7, includes all critical skills		TOTALS			
		TOTALS: ONLY if Retesting			

■* FAILURE OF THIS CRITICAL PORTION IS CAUSE FOR FAILURE OF THE ENTIRE SKILL SHEET ■*

Examiner name: (Printed) _____ Date: ____/____/____

Examiner Signature: _____ Circle one: FFI: **PASS** **FAIL**

Coordinator review: Initials: _____ Date: ____/____/____ Circle one: FFI: **PASS** **FAIL**



MASSACHUSETTS FIRE TRAINING COUNCIL FIRE FIGHTER I CERTIFICATION EXAMINATION



CANDIDATE #

Skill Sheet No. FFI 211	Rescuing a Downed Firefighter with Functioning SCBA – Air Position	Passing Score: 70%
NFPA 1010-2024 edition	Objective: 6.3.5, 6.3.9	Date: 07-01-25

Note: Use ✓ for PASS and an **F** for FAIL

MINIMUM TO PASS: 7 FFI 7 of 9 (all worth 1 point)		1st Test		Retest	
		P	F	P	F
1	Candidate arrives at test station wearing full complete Firefighting gear, with SCBA.				
2	Gather the necessary equipment (RIT Pack, flashlight).				
3	Ensures RIT cylinder is closed.				
4	Takes position on the rope behind Searcher 2. Rope in left hand.				
5	Follows directions of team leader to search for downed firefighter.				
6*	Monitors personal air supply and communicates to Team Leader.				
7	Assists as directed by Team Leader to remove downed firefighter.				
8	Follows commands of Team Leader to exit the IDLH environment.				
9*	Exits the IDLH environment safely.				
MINIMUM TO PASS: 7, includes all critical skills		TOTALS			
		TOTALS: ONLY if Retesting			

■* FAILURE OF THIS CRITICAL PORTION IS CAUSE FOR FAILURE OF THE ENTIRE SKILL SHEET ■*

Examiner name: (Printed) _____ Date: ____/____/____

Examiner Signature: _____ Circle one: FFI: **PASS** **FAIL**

Coordinator review: Initials: _____ Date: ____/____/____ Circle one: FFI: **PASS** **FAIL**



MASSACHUSETTS FIRE TRAINING COUNCIL FIRE FIGHTER I CERTIFICATION EXAMINATION



CANDIDATE #

Skill Sheet No. FFI 213	Rescuing a Downed Firefighter with Non-Functioning SCBA – Searcher one	Passing Score: 70%
NFPA 1010-2024 edition	Objective: 6.3.5, 6.3.9	Date: 07-01-25

Note: Use ✓ for PASS and an F for FAIL

MINIMUM TO PASS: 9 FFI 9 of 12 (all worth 1 point)		1 st Test		Retest	
		P	F	P	F
1	Candidate arrives at test station wearing full complete Firefighting gear, with SCBA.				
2	Gathers necessary equipment (tool, flashlight).				
3	Takes position on the rope behind the team leader. Rope in left hand.				
4	Follows directions of team leader to search for downed firefighter.				
5	When directed by the team leader, evaluates breathing status and air supply of downed firefighter. Verbalizes status to team leader.				
6	Calls for Air Position to address SCBA air issues.				
7	Converts the SCBA harness for rescue.				
8*	Monitors personal air supply and communicates to Team Leader.				
9	Works with Air Position to remove downed firefighter.				
10	Follows commands of Team Leader to exit the IDLH environment.				
11	Secures search rope around the area of the downed firefighter.				
12*	Exits the IDLH environment safely.				
MINIMUM TO PASS: 9 includes all critical skills		TOTALS			
		TOTALS: ONLY if Retesting			

■* FAILURE OF THIS CRITICAL PORTION IS CAUSE FOR FAILURE OF THE ENTIRE SKILL SHEET ■*

EXAMINER NAME: (PRINTED) _____ DATE: ____/____/____

EXAMINER SIGNATURE: _____ CIRCLE ONE: FFI: **PASS** **FAIL**COORDINATOR REVIEW: INITIALS: _____ DATE: ____/____/____ CIRCLE ONE: FFI: **PASS** **FAIL**



MASSACHUSETTS FIRE TRAINING COUNCIL FIRE FIGHTER I CERTIFICATION EXAMINATION



CANDIDATE #

Skill Sheet No. FFI 214	Rescuing a Downed Firefighter with Non- Functioning SCBA – Searcher Two	Passing Score: 70%
NFPA 1010-2024 edition	Objective: 6.3.5, 6.3.9	Date: 07- 01-25

Note: Use ✓ for PASS and an **F** for FAIL

MINIMUM TO PASS: 6		FFI 6 of 8 (all worth 1 point)		1 st Test		Retest	
				P	F	P	F
1	Candidate arrives at test station wearing full complete Firefighting gear, with SCBA.						
2	Gather necessary equipment (tool, flashlight).						
3	Takes position on the rope behind the Searcher One. Rope in left hand.						
4	Follows directions of team leader to search for downed firefighter.						
5*	Monitors personal air supply and communicates to Team Leader.						
6	Works with team members to remove downed firefighter.						
7	Follows commands of Team Leader to exit the IDLH environment.						
8*	Exits the IDLH environment safely.						
MINIMUM TO PASS: 6 includes all critical skills		TOTALS					
		TOTALS: ONLY if Retesting					

■* FAILURE OF THIS CRITICAL PORTION IS CAUSE FOR FAILURE OF THE ENTIRE SKILL SHEET ■*

Examiner name: (Printed) _____ Date: ____/____/____

Examiner Signature: _____ Circle one: FFI: **PASS** **FAIL**

Coordinator review: Initials: _____ Date: ____/____/____ Circle one: FFI: **PASS** **FAIL**



MASSACHUSETTS FIRE TRAINING COUNCIL FIRE FIGHTER I CERTIFICATION EXAMINATION

CANDIDATE #

Skill Sheet No. FFI 215	Rescuing a Downed Firefighter with Non-Functioning SCBA – Air Position	Passing Score: 70%
NFPA 1010-2024 edition	Objective: 6.3.5, 6.3.9	Date: 07-01-25

Note: Use ✓ for PASS and an F for FAIL

MINIMUM TO PASS: 13 FFI 13 of 18 (all worth 1 point)		1 st Test		Retest	
		P	F	P	F
1	Candidate arrives at test station wearing full complete Firefighting gear, with SCBA.				
2	Gathers the necessary equipment (RIT Pack, flashlight).				
3	Ensures RIT cylinder is closed.				
4	Takes position on the rope behind Searcher Two. Rope in left hand.				
5	Follows directions of team leader to search for downed firefighter.				
6*	When called up with RIT pack, initiates RIT air supply procedures.				
7*	Turns on RIT Cylinder once in position next to downed firefighter.				
8	Locates the head of the downed firefighter. On knees, places one leg on each side of the downed firefighter's head.				
9	Verbalizes and assesses the integrity of SCBA mask.				
10*	Makes determination about the most appropriate method to supply air. (Swap regulator, swap mask, low pressure hose quick connects, buddy breather, UAC)				
11*	Successfully supplies air to downed firefighter.				
12	Secures RIT pack to downed firefighter.				
13*	Notifies Team Leader when the downed firefighter is on air.				
14*	Monitors personal air supply and communicates to Team Leader.				
15	Assists as directed by Team Leader to remove downed firefighter.				
16	Follows commands of Team Leader to exit the IDLH environment.				
17	Activates the downed firefighters PASS device when directed to exit.				
18*	Exits the IDLH environment safely.				
MINIMUM TO PASS: 13 includes all critical skills		TOTALS			
		TOTALS: ONLY if Retesting			

■* FAILURE OF THIS CRITICAL PORTION IS CAUSE FOR FAILURE OF THE ENTIRE SKILL SHEET ■*

Examiner name: (Printed) _____ Date: ____/____/____

Examiner Signature: _____ Circle one: FFI: **PASS** **FAIL**

Coordinator review: Initials: _____ Date: ____/____/____ Circle one: FFI: **PASS** **FAIL**



MASSACHUSETTS FIRE TRAINING COUNCIL FIRE FIGHTER I CERTIFICATION EXAMINATION



CANDIDATE #

Skill Sheet No. FFI 216	Forcible Entry with Power Tools	Passing Score: 70%
NFPA 1010-2024 edition	Objective: 6.3.4	Date: 07-01-25

Note: Use **✓** for PASS and an **F** for FAIL

MINIMUM TO PASS: 7 FFI 7 of 10 (all worth 1 point)		1 st Test		Retest	
		P	F	P	F
1	Candidate arrives at test station wearing full complete Firefighting gear, with SCBA.				
2	Tries to open door to determine if locked (try before you pry).				
3*	Selects appropriate tools to cut given material.				
4*	Ensure eye protection is properly worn.				
5	Ensures then verbalizes tool is properly fueled.				
6	Ensures then verbalizes tool oil reservoir is full.				
7*	Make necessary cuts as directed by examiner.				
8*	Operates tool in a safe manner.				
9	Opens the door to access the structure.				
10	Recruit verbalizes that tools would be cleaned and returned to service.				
MINIMUM TO PASS: 7, includes all critical skills		TOTALS			
		TOTALS: ONLY if Retesting			

■* FAILURE OF THIS CRITICAL PORTION IS CAUSE FOR FAILURE OF THE ENTIRE SKILL SHEET ■*

Examiner name: (Printed) _____ Date: ____/____/____

Examiner Signature: _____ Circle one: FFI: **PASS** **FAIL**

Coordinator review: Initials: _____ Date: ____/____/____ Circle one: FFI: **PASS** **FAIL**

[illegible]

*** FAILURE OF THIS CRITICAL PORTION IS CAUSE FOR FAILURE OF THE ENTIRE SKILL SHEET ***

Retest Examiner name: (Printed) _____ Date: ____/____/____

Retest Examiner Signature: _____ Circle one: FFI: **PASS** **FAIL**

Coordinator review: Initials: _____ Date: ____/____/____ Circle one: FFI: **PASS** **FAIL**



MASSACHUSETTS FIRE TRAINING COUNCIL FIRE FIGHTER I CERTIFICATION EXAMINATION

CANDIDATE #

Skill Sheet No. FFI 301	Figure Eight	Passing Score: 70%
NFPA 1010-2024 edition	Objective: 6.3.20	Date: 07-23-25

EXAMINER: Gloves are not required to be worn while tying a knot.

Use ✓ for PASS and an F for FAIL

MINIMUM TO PASS: 5		FFI 5 of 7 (all worth 1 point)		1 st Test		Retest	
				P	F	P	F
1	Appropriate Personal Protective Equipment is properly worn.						
2	Makes a bight in the working end of the rope.						
3	Passes the working end completely around the standing part.						
4	Inserts the working end back through the bight.						
5	Dresses the knot by pulling the working end and the standing part at the same time.						
6*	Correctly completes knots and displays to the examiner. Completes within one (1) minute. (Always record time.) Time: _____						
7	Verbalizes assessing webbing /Rope for damage and that the webbing/Rope and any tools would be cleaned and dried when returning to service as needed.						
MINIMUM TO PASS: 5, includes all critical skills				TOTAL			
TOTAL: ONLY <i>if Retesting</i>							

■* FAILURE OF THIS CRITICAL PORTION IS CAUSE FOR FAILURE OF THE ENTIRE SKILL SHEET ■*

EXAMINER NAME: (PRINTED) _____ DATE: ____/____/____

EXAMINER SIGNATURE: _____ CIRCLE ONE: FFI: **PASS** **FAIL**

COORDINATOR REVIEW: INITIALS: _____ DATE: ____/____/____ CIRCLE ONE: FFI: **PASS** **FAIL**



MASSACHUSETTS FIRE TRAINING COUNCIL FIRE FIGHTER I CERTIFICATION EXAMINATION



CANDIDATE #

Skill Sheet No. FFI 303	Water Knot	Passing Score: 70%
NFPA 1010-2024 edition	Objective: 6.3.20	Date: 07-23-25

EXAMINER: Gloves are not required to be worn while tying a knot.

Use ☒ for PASS and an **F** for FAIL

MINIMUM TO PASS: 6 FFI 6 of 8 (all worth 1 point)		1 st Test		Retest	
		P	F	P	F
1	Candidate arrives at test station wearing full complete Firefighting gear, with SCBA.				
2	Ties an overhand knot loosely in the end of the webbing.				
3	Take the opposite end of the webbing and retrace the overhand knot.				
4	Tightens by pulling both working ends while holding the ends with your thumbs.				
5	Dresses the knot by pulling the appropriate ends at the same time.				
6*	Correctly completes knots and displays to the examiner. Completes within one (1) minute. (Always record time.) Time: _____				
7	Unties the knots and returns the webbing to its original area				
8	Verbalizes assessing webbing/rope for damage and that the webbing/rope and any tools would be cleaned and dried when returning to service as needed.				
MINIMUM TO PASS: 6, includes all critical skills TOTALS					
TOTALS: ONLY if Retesting					

*** FAILURE OF THIS CRITICAL PORTION IS CAUSE FOR FAILURE OF THE ENTIRE SKILL SHEET ***

EXAMINER NAME: (PRINTED) _____ DATE: ____/____/____

EXAMINER SIGNATURE: _____ CIRCLE ONE: FFI: **PASS** **FAIL**

COORDINATOR REVIEW: INITIALS: _____ DATE: ____/____/____ CIRCLE ONE: FFI: **PASS** **FAIL**



MASSACHUSETTS FIRE TRAINING COUNCIL FIRE FIGHTER I CERTIFICATION EXAMINATION



CANDIDATE #

Skill Sheet No. FFI 304	Overhand Safety Knot	Passing Score: 70%
NFPA 1010-2024 edition	Objective: 6.3.20	Date: 07-23-25

EXAMINER: Gloves are not required to be worn while tying a knot.

Note: Use a **✓** for PASS and an **F** for FAIL

MINIMUM TO PASS: 5 FFI 5 of 7 (all worth 1 point)		1 st Test		Retest	
		P	F	P	F
1	Candidate arrives at test station wearing full complete Firefighting gear, with SCBA.				
2	Brings the working end by the standing part forming a loop.				
3	Continues the working end back around the standing part, then directs the working end through the loop.				
4	Dress the knot by pulling the appropriate ends at the same time.				
5*	Correctly completes knots and displays to the examiner. Completes within one (1) minute. (Always record time.) Time: _____				
6	Unties the knots and returns the rope to its original area				
7	Verbalizes assessing rope/ webbing for damage and that the rope/ webbing and tools would be cleaned and dried when returning to service as needed.				
MINIMUM TO PASS: 5, includes all critical skills					
TOTALS					
TOTALS: ONLY if Retesting					

*** FAILURE OF THIS CRITICAL PORTION IS CAUSE FOR FAILURE OF THE ENTIRE SKILL SHEET ***

EXAMINER NAME: (PRINTED) _____ DATE: ____/____/____

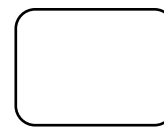
EXAMINER SIGNATURE: _____ CIRCLE ONE: FFI: **PASS** **FAIL**

COORDINATOR REVIEW: INITIALS: _____ DATE: ____/____/____ CIRCLE ONE: FFI: **PASS** **FAIL**

CERT2025



MASSACHUSETTS FIRE TRAINING COUNCIL FIRE FIGHTER I CERTIFICATION EXAMINATION



CANDIDATE #

Skill Sheet No. FFI 305	Hoist a Ladder Using a Figure Eight on a Bight	Passing Score: 70%
NFPA 1010-2024 edition	Objective: 6.3.20	Date: 07-23-25

EXAMINER: Gloves are not required to be worn while tying a knot.

Use ☒ for PASS and an **F** for FAIL

MINIMUM TO PASS: 12 FFI 12 of 17 (all worth 1 point)		1st Test		Retest	
		P	F	P	F
1	Candidate arrives at test station wearing full complete Firefighting gear, with SCBA.				
2	Candidate measures sufficient rope to form the size of the knot as required by the ladder to hoist.				
3	Makes a large loop in the end of the rope using a figure-eight on a bight.				
4	Secures with an overhand safety as needed.				
5*	Displays correctly completed figure-eight on a bight and safety knot to the examiner.				
6	Candidate places the closed loop under the ladder and brings it up between the rung about one-third the distance from the hoisting end.				
7	Candidate opens the loop and places it over the tip of the ladder.				
8	Candidate arranges the standing part under the ladder rungs.				
9	Candidate tightens the loop around the beams, pulling the standing part of the rope up behind the rungs toward ladder tip.				
10	Candidate ties or verbalizes tying a tag/guideline towards the opposite end of the ladder. (Non-hoist end)				
11*	Correctly completed knots and displays to the examiner. Completes to this point within two (2) minutes. (Always record time.) Time: _____				
12*	Dons gloves if removed to tie knot before hoisting the ladder.				
13*	Hoists the ladder a minimum of fifteen (15) feet above grade				
14	Lowers the ladder to the ground.				
15*	The knots maintain integrity throughout the evolution.				
16	Unties the knot and returns the rope and ladder to its original area.				
17	Verbalizes assessing rope/ webbing for damage and that the rope/ webbing and tools would be cleaned and dried when returning to service as needed.				
MINIMUM TO PASS: 12, includes all critical skills		TOTALS			
				TOTALS: ONLY if Retesting	

*** FAILURE OF THIS CRITICAL PORTION IS CAUSE FOR FAILURE OF THE ENTIRE SKILL SHEET ***

EXAMINER NAME: (PRINTED) _____ DATE: ____/____/____

EXAMINER SIGNATURE: _____ CIRCLE ONE: FFI: **PASS** **FAIL**COORDINATOR REVIEW: INITIALS: _____ DATE: ____/____/____ CIRCLE ONE: FFI: **PASS** **FAIL**

CERT2025



EXAMINER: Gloves are not required to be worn while tying a knot.

Use **✓** for PASS and an **F** for FAIL

*** FAILURE OF THIS CRITICAL PORTION IS CAUSE FOR FAILURE OF THE ENTIRE SKILL SHEET ***

COORDINATOR REVIEW: INITIALS: _____ DATE: ____/____/____ CIRCLE ONE: FFI: **PASS** **FAIL** CERT2025



EXAMINER: Gloves are not required to be worn while tying a knot.

Use **✓** for PASS and an **F** for FAIL

*** FAILURE OF THIS CRITICAL PORTION IS CAUSE FOR FAILURE OF THE ENTIRE SKILL SHEET ***

COORDINATOR REVIEW: INITIALS: _____ DATE: ____/____/____ CIRCLE ONE: FFI: **PASS** **FAIL** CERT2025



MASSACHUSETTS FIRE TRAINING COUNCIL FIRE FIGHTER I CERTIFICATION EXAMINATION



CANDIDATE #

Skill Sheet No. FFI 308	Hoist an Uncharged Hose Line	Passing Score: 70%
NFPA 1010-2024 edition	Objective: 6.3.20	Date: 07-23-25

EXAMINER: Gloves are not required to be worn while tying a knot.

Use ✓ for PASS and an **F** for FAIL

MINIMUM TO PASS: 8 FFI 8 of 11 (all worth 1 point)		1 st Test		Retest	
		P	F	P	F
1	Candidate arrives at test station wearing full complete Firefighting gear, with SCBA.				
2	Folds the nozzle and end of hose back onto itself forming a bight in the hose between four (4) and five (5) feet long.				
3	Ties a clove hitch, with an overhand safety knot around the nozzle, directly in front of the nozzle bale and the hose it is folded against, so that they are lashed together.				
4	Places a half hitch on the doubled hose about twelve (12) inches from the loop end.				
5*	Correctly completes knots and displays to the examiner. Completes to this point within two (2) minutes. (Always record time.) Time: _____				
6*	Dons gloves if removed to tie knots before hoisting the hose line.				
7*	Hoists uncharged hose line a minimum of fifteen (15) feet above grade.				
8	Lowers the uncharged hoseline to the ground.				
9*	The knots maintain integrity throughout the evolution.				
10	Unties the knots and returns the rope and the hoseline to its original area.				
11	Verbalizes assessing rope for damage and that the rope and tools would be cleaned and dried when returning to service as needed.				
MINIMUM TO PASS: 8, includes all critical skills					
TOTALS					
TOTALS: ONLY if Retesting					

■* FAILURE OF THIS CRITICAL PORTION IS CAUSE FOR FAILURE OF THE ENTIRE SKILL SHEET ■*


EXAMINER NAME: (PRINTED) _____ DATE: ____/____/____

EXAMINER SIGNATURE: _____ CIRCLE ONE: FFI: **PASS** **FAIL**

COORDINATOR REVIEW: INITIALS: _____ DATE: ____/____/____ CIRCLE ONE: FFI: **PASS** **FAIL**



MASSACHUSETTS FIRE TRAINING COUNCIL FIRE FIGHTER I CERTIFICATION EXAMINATION



CANDIDATE #

Skill Sheet No. FFI 310	Tie a Clove Hitch around an object	Passing Score: 70%
NFPA 1010-2024 edition	Objective: 6.3.20	Date: 07-23-25

EXAMINER: Gloves are not required to be worn while tying a knot.

Use **✓** for PASS and an **F** for FAIL

MINIMUM TO PASS: 6 FFI 6 of 8 (all worth 1 point)		1 st Test		Retest	
		P	F	P	F
1	Candidate arrives at test station wearing full complete Firefighting gear, with SCBA.				
2	Makes one complete loop around the object, crossing the working end over the standing part.				
3	Completes the round turn immediately to the side of the first loop.				
4	Passes working end under the wrap just above the cross and pulls the knot tight.				
5	Ties a safety knot by forming a loop around the standing part, passing the running part through the center of the loop and pulling the knot tight.				
6*	Correctly completes knots and displays to the examiner. Completes within one (1) minute. (Always record time.) Time: _____				
7	Unties the knots and returns the rope and pike pole to its original area.				
8	Verbalizes assessing rope/ webbing for damage and that the rope/ webbing and tools would be cleaned and dried when returning to service as needed.				
MINIMUM TO PASS: 6, includes all critical skills TOTALS					
TOTALS: ONLY if Retesting					

*** FAILURE OF THIS CRITICAL PORTION IS CAUSE FOR FAILURE OF THE ENTIRE SKILL SHEET ***

EXAMINER NAME: (PRINTED) _____ DATE: ____/____/____

EXAMINER SIGNATURE: _____ CIRCLE ONE: FFI: **PASS** **FAIL**

COORDINATOR REVIEW: INITIALS: _____ DATE: ____/____/____ CIRCLE ONE: FFI: **PASS** **FAIL** CERT2025



MASSACHUSETTS FIRE TRAINING COUNCIL FIRE FIGHTER I CERTIFICATION EXAMINATION



CANDIDATE #

Skill Sheet No. FFI 401	Straight Hose Roll	Passing Score: 70%
NFPA 1010-2024 edition	Objective: 6.5.2	Date: 07-01-25

Note: Use a **✓** for PASS and an **F** for FAIL

MINIMUM TO PASS: 8		FFI 8 of 11 (all worth 1 point)		1 st Test		Retest	
				P	F	P	F
1	Candidate arrives at test station wearing full complete Firefighting gear, with SCBA.						
2	Lays out hose on a flat, clean surface.						
3	Removes twists and lays hose flat in a straight line.						
4*	If hose contains water, female coupling shall be on downhill side.						
5	Positions self at male coupling.						
6	Male coupling is rolled onto hose towards female end.						
7	Upon reaching female end, the roll is laid on its side on the ground.						
8	Any protruding coils are gently tamped with foot.						
9*	Completes the straight roll.						
10	Notes and verbalizes any damage to the hose and marks for repair as appropriate. (ex. Missing gasket).						
11*	Verifies and verbalizes hose is cleaned and dried before returning to service if needed.						
MINIMUM TO PASS: 8, includes all critical skills		TOTALS					
		TOTALS: ONLY if Retesting					

*** FAILURE OF THIS CRITICAL PORTION IS CAUSE FOR FAILURE OF THE ENTIRE SKILL SHEET ***

EXAMINER NAME: (PRINTED) _____ DATE: ____/____/____

EXAMINER SIGNATURE: _____ CIRCLE ONE: FFI: **PASS** **FAIL**

COORDINATOR REVIEW: INITIALS: _____ DATE: ____/____/____ CIRCLE ONE: FFI: **PASS** **FAIL**



MASSACHUSETTS FIRE TRAINING COUNCIL FIRE FIGHTER I CERTIFICATION EXAMINATION

CANDIDATE #

Skill Sheet No. FFI 402	Twin Donut Hose Roll	Passing Score: 70%
NFPA 1010-2024 edition	Objective: 6.5.2	Date: 07-01-25

Note: Use a ✓ for PASS and an F for FAIL

MINIMUM TO PASS: 7		FFI 7 of 10 (all worth 1 point)		1st Test		Retest	
				P	F	P	F
1	Candidate arrives at test station wearing full complete Firefighting gear, with SCBA.						
2	Lays out the hose on a flat, clean surface.						
3*	If the hose contains water, couplings shall be on the downhill side.						
4	Lays hose halves parallel to each other, flat and untwisted.						
5	Folds the loop onto both hose sections.						
6	Rolls both lines simultaneously toward coupling ends.						
7*	Upon completion of the roll, secures the roll with a rope or strap.						
8*	Completes twin donut roll.						
9*	Notes and verbalize any damage to the hose and mark for repair as appropriate.						
10*	Verifies and verbalizes hose will be cleaned and dried before returning to service if needed.						
MINIMUM TO PASS: 7, includes all critical skills		TOTALS					
		TOTALS: ONLY if Retesting					

■* FAILURE OF THIS CRITICAL PORTION IS CAUSE FOR FAILURE OF THE ENTIRE SKILL SHEET ■*

EXAMINER NAME: (PRINTED) _____ DATE: ____/____/____

EXAMINER SIGNATURE: _____ CIRCLE ONE: FFI: **PASS** **FAIL**

COORDINATOR REVIEW: INITIALS: _____ DATE: ____/____/____ CIRCLE ONE: FFI: **PASS** **FAIL**



MASSACHUSETTS FIRE TRAINING COUNCIL FIRE FIGHTER I CERTIFICATION EXAMINATION

CANDIDATE #

Skill Sheet No. FFI 407	Hoseline Extension Using a Hose Clamp	Passing Score: 70%
NFPA 1010-2024 edition	Objective: 6.3.10	Date: 07-01-25

Note: Use a ✓ for PASS and an F for FAIL

MINIMUM TO PASS: 8 FFI 8 of 11 (all worth 1 point)		1 st Test		Retest	
		P	F	P	F
1	Candidate arrives at test station wearing full complete Firefighting gear, with SCBA.				
2	Carries hose sections to the nozzle end of the hoseline.				
3*	Candidate applies a hose clamp on the supply side approximately five (5) feet from the coupling of the hose to be replaced stopping the flow of water.				
4*	Opens nozzle to relieve pressure.				
5	Removes the nozzle.				
6	Connects the additional sections of hose hand tight.				
7	Reconnects the nozzle to the extended hoseline hand tight.				
8*	Verifies and verbalizes a manual check that the nozzle is closed.				
9*	Candidate recharges the hoseline by slowly releasing the hose clamp to prevent damage to equipment.				
10*	Straightens the hoseline to remove kinks.				
11*	Verifies and verbalizes checking nozzle pattern and bleeds the air from the hoseline.				
MINIMUM TO PASS: 8, includes all critical skills TOTALS					
TOTALS: ONLY if Retesting					

* FAILURE OF THIS CRITICAL PORTION IS CAUSE FOR FAILURE OF THE ENTIRE SKILL SHEET *

EXAMINER NAME: (PRINTED) _____ DATE: ____/____/____

EXAMINER SIGNATURE: _____ CIRCLE ONE: FFI: **PASS** **FAIL**

COORDINATOR REVIEW: INITIALS: _____ DATE: ____/____/____ CIRCLE ONE: FFI: **PASS** **FAIL**



MASSACHUSETTS FIRE TRAINING COUNCIL FIRE FIGHTER I CERTIFICATION EXAMINATION

CANDIDATE #

Skill Sheet No. FFI 408	Replace a Section in a Charged Line	Passing Score: 70%
NFPA 1010-2024 edition	Objective: 6.3.10	Date: 07-01-25

Note: Use ✓ for PASS and an **F** for FAIL

MINIMUM TO PASS: 6 FFI 6 of 8 (all worth 1 point)		1 st Test		Retest	
		P	F	P	F
1	Candidate arrives at test station wearing full complete Firefighting gear, with SCBA.				
2*	Candidate applies a hose clamp on the supply side approximately 5 feet from the coupling of the hose to be replaced stopping the flow of water.				
3	Carries two new sections of hose to the site for replacement.				
4	Uncouples the damaged section of hose.				
5	Removes damaged sections.				
6	Replaces damaged hose with <u>both</u> replacement hoses until hand tight.				
7*	Candidate slowly releases the hose clamp to prevent damage to equipment.				
8*	Straightens the hoseline to remove kinks.				
MINIMUM TO PASS: 6, includes all critical skills TOTALS					
TOTALS: ONLY if Retesting					

■* FAILURE OF THIS CRITICAL PORTION IS CAUSE FOR FAILURE OF THE ENTIRE SKILL SHEET ■*

EXAMINER NAME: (PRINTED) _____ DATE: ____/____/____

EXAMINER SIGNATURE: _____ CIRCLE ONE: FFI: **PASS** **FAIL**

COORDINATOR REVIEW: INITIALS: _____ DATE: ____/____/____ CIRCLE ONE: FFI: **PASS** **FAIL**



MASSACHUSETTS FIRE TRAINING COUNCIL FIRE FIGHTER I CERTIFICATION EXAMINATION

CANDIDATE #

Skill Sheet No. FFI 409	Nozzle Operation and Stream Adjustment	Passing Score: 70%
NFPA 1010-2024 edition	Objective: 6.3.10	Date: 07-01-25

Note: Use ✓ for PASS and an F for FAIL

MINIMUM TO PASS: 8 FFI 8 of 11 (all worth 1 point)		1 st Test		Retest	
		P	F	P	F
1	Candidate arrives at test station wearing full complete Firefighting gear, with SCBA.				
2	Holds the nozzle with one hand and grasps the hose with the other hand.				
3	Straightens the hoseline behind the nozzle a distance of at least ten feet.				
4	Faces the direction of stream projection.				
5	Cradles hose against the front of the body or hip to stabilize.				
6*	Upon direction from the examiner, the candidate slowly opens the nozzle until it is fully open.				
7	Sets the nozzle pattern on straight stream upon direction from the examiner.				
8	Sets the nozzle pattern for a narrow-angle fog (long-reach) pattern upon direction from the examiner.				
9	Sets the nozzle pattern for a wide-angle for (short reach) pattern upon the direction from the examiner.				
10*	Slowly closes the nozzle to avoid creating a water hammer until fully closed upon direction from the examiner.				
11*	Completes the nozzle operation without losing control of the nozzle.				
MINIMUM TO PASS: 8, includes all critical skills TOTALS					
TOTALS: ONLY if Retesting					

*** FAILURE OF THIS CRITICAL PORTION IS CAUSE FOR FAILURE OF THE ENTIRE SKILL SHEET ***

EXAMINER NAME: (PRINTED) _____ DATE: ____/____/____

EXAMINER SIGNATURE: _____ CIRCLE ONE: FFI: **PASS** **FAIL**

COORDINATOR REVIEW: INITIALS: _____ DATE: ____/____/____ CIRCLE ONE: FFI: **PASS** **FAIL**



MASSACHUSETTS FIRE TRAINING COUNCIL FIRE FIGHTER I CERTIFICATION EXAMINATION

CANDIDATE #

Skill Sheet No. FFI 411	Uncharged Hoseline Advancement up a Ladder - Backup	Passing Score: 70%
NFPA 1010-2024 edition	Objective: 6.3.10	Date: 07-01-25

Note: Use a **✓** for PASS and an **F** for FAIL

MINIMUM TO PASS: 5 FFI 5 of 7 (all worth 1 point)		1 st Test		Retest	
		P	F	P	F
1	Candidate arrives at test station wearing full complete Firefighting gear, with SCBA.				
2	Candidate grips the hose approximately 20-25 feet behind the nozzle.				
3*	Places a loop of hose over the shoulder keeping the hose on the same side as the nozzle firefighter.				
4	Moves up approximately ten (10) feet behind the nozzle firefighter.				
5	Advances the hoseline by climbing the ladder keeping the hanging loop of hose outside the ladder beam on the working side of the ladder.				
6*	Candidate locks in with a leg lock or Class I safety harness, leaving hands free to control and advance the hose.				
7*	Advances the hose to the nozzle firefighter until signaled to stop as directed by the examiner.				
MINIMUM TO PASS: 5, includes all critical skills TOTALS					
TOTALS: ONLY if Retesting					

*** FAILURE OF THIS CRITICAL PORTION IS CAUSE FOR FAILURE OF THE ENTIRE SKILL SHEET ***

EXAMINER NAME: (PRINTED) _____ DATE: ____/____/____

EXAMINER SIGNATURE: _____ CIRCLE ONE: FFI: **PASS** **FAIL**

COORDINATOR REVIEW: INITIALS: _____ DATE: ____/____/____ CIRCLE ONE: FFI: **PASS** **FAIL**



MASSACHUSETTS FIRE TRAINING COUNCIL FIRE FIGHTER I CERTIFICATION EXAMINATION

CANDIDATE #

Skill Sheet No. FFI 412	Operate a Charged Line from a Ladder	Passing Score: 70%
NFPA 1010-2024 edition	Objective: 6.3.10	Date: 07-01-25

Note: Use a ✓ for PASS and an F for FAIL

MINIMUM TO PASS: 5 FFI 5 of 7 (all worth 1 point)		1 st Test		Retest	
		P	F	P	F
1	Candidate arrives at test station wearing full complete Firefighting gear, with SCBA.				
2	Places the nozzle between two of the ladder rungs.				
3*	Candidate locks in with a leg lock or Class I safety harness, leaving hands free to control and advance the hose.				
4	Correctly secures the hoseline to the ladder rung using a hose strap, rope, etc., appropriately.				
5*	Safely opens the nozzle maintaining control.				
6	Operates the stream as directed by the examiner.				
7	Properly shuts down the stream as directed by the examiner.				
MINIMUM TO PASS: 5, includes all critical skills TOTALS					
TOTALS: ONLY if Retesting					

■* FAILURE OF THIS CRITICAL PORTION IS CAUSE FOR FAILURE OF THE ENTIRE SKILL SHEET ■*

EXAMINER NAME: (PRINTED) _____ DATE: ____/____/____

EXAMINER SIGNATURE: _____ CIRCLE ONE: FFI: **PASS** **FAIL**

COORDINATOR REVIEW: INITIALS: _____ DATE: ____/____/____ CIRCLE ONE: FFI: **PASS** **FAIL**



MASSACHUSETTS FIRE TRAINING COUNCIL FIRE FIGHTER I CERTIFICATION EXAMINATION

CANDIDATE #

Skill Sheet No. FFI 413	Connect and Advance a Hoseline from a Standpipe – Nozzle Position/Crew Leader	Passing Score: 70%
NFPA 1010-2024 edition	Objective: 6.3.10	Date: 07-01-25

Note: Use a **✓** for PASS and an **F** for FAIL

MINIMUM TO PASS: 10 FFI 10 of 13 (all worth 1 point)		1 st Test		Retest	
		P	F	P	F
1	Candidate arrives at test station wearing full complete Firefighting gear, with SCBA.				
2*	Carries hose into the structure to the standpipe, via the stairwell, to one (1) level below the fire floor.				
3	Lays hose on the stairwell landing.				
4	Advances the fire department hoseline from the standpipe to the landing of the fire floor.				
5	Candidate lays excess hose UP stairwell towards floor above.				
6*	Ensures nozzle is closed.				
7	Orders backup firefighter to charge hoseline.				
8	Removes kinks from charged hoseline in vicinity of the nozzle.				
9*	Slowly opens the nozzle, bleeds air and flows water to assure proper flow.				
10*	Slowly closes the nozzle to prevent damage to equipment.				
11*	Ensures backup firefighter is on same side of the hoseline and ready to enter.				
12*	Checks door for heat.				
13*	Controls door while entering fire floor.				
MINIMUM TO PASS: 10, includes all critical skills TOTALS					
TOTALS: ONLY if Retesting					

*** FAILURE OF THIS CRITICAL PORTION IS CAUSE FOR FAILURE OF THE ENTIRE SKILL SHEET ***

EXAMINER NAME: (PRINTED) _____ DATE: ____/____/____

EXAMINER SIGNATURE: _____ CIRCLE ONE: FFI: **PASS** **FAIL**

COORDINATOR REVIEW: INITIALS: _____ DATE: ____/____/____ CIRCLE ONE: FFI: **PASS** **FAIL**

COORDINATOR REVIEW: INITIALS: _____ DATE: ____/____/____ CIRCLE ONE: FFI: **PASS** **FAIL**

[illegible]

CHIEF EXAMINER & EXAMINER:

<div style="display: flex; justify-content: space-between; align-items: center;"> <div style="width: 10%; text-align: center;">■</div> <div style="width: 80%;"> * FAILURE OF THIS CRITICAL PORTION IS CAUSE FOR FAILURE OF THE ENTIRE SKILL SHEET </div> <div style="width: 10%; text-align: center;">■</div> </div>	
RETEST EXAMINER NAME: (PRINTED) _____	DATE: ____/____/____
RETEST EXAMINER SIGNATURE: _____	CIRCLE ONE: FFI RETEST: PASS FAIL
COORDINATOR REVIEW: INITIALS: _____	DATE: ____/____/____ CIRCLE ONE: FFI RETEST: PASS FAIL



MASSACHUSETTS FIRE TRAINING COUNCIL FIRE FIGHTER I CERTIFICATION EXAMINATION



CANDIDATE #

Skill Sheet No. FFI 416	Connect Hoselines to a Fire Department Connection	Passing Score: 70%
NFPA 1010-2024 edition	Objective: 6.3.10	Date: 07-01-25

Note: Use **✓** for PASS and an **F** for FAIL

MINIMUM TO PASS: 6 FFI 6 of 8 (all worth 1 point)		1 st Test		Retest	
		P	F	P	F
1	Candidate arrives at test station wearing full complete Firefighting gear, with SCBA.				
2	Selects proper supply hose, stretches hoselines to fire department sprinkler connection.				
3	Assures LDH or threaded male couplings are toward connections.				
4	Removes protective caps (screw plug or breakaway) from connection.				
5	Verify then verbalize inspecting connection for debris, damaged threads, or missing gaskets. Replace gaskets, if necessary.				
6*	Connects hoselines to fire department connection.				
7*	Communicates to pump operator that connections are complete and the hoselines are ready to be charged.				
8*	Removes kinks from charged hoseline.				
MINIMUM TO PASS: 6, includes all critical skills TOTALS					
TOTALS: ONLY <i>if Retesting</i>					

*** FAILURE OF THIS CRITICAL PORTION IS CAUSE FOR FAILURE OF THE ENTIRE SKILL SHEET ***

EXAMINER NAME: (PRINTED) _____ DATE: ____/____/____

EXAMINER SIGNATURE: _____ CIRCLE ONE: FFI: **PASS** **FAIL**

COORDINATOR REVIEW: INITIALS: _____ DATE: ____/____/____ CIRCLE ONE: FFI: **PASS** **FAIL**



MASSACHUSETTS FIRE TRAINING COUNCIL FIRE FIGHTER I CERTIFICATION EXAMINATION

CANDIDATE #

■* FAILURE OF THIS CRITICAL PORTION IS CAUSE FOR FAILURE OF THE ENTIRE SKILL SHEET ■*

EXAMINER NAME: (PRINTED) _____ DATE: ____/____/____

EXAMINER SIGNATURE: _____ CIRCLE ONE: FFI: **PASS** **FAIL**

COORDINATOR REVIEW: INITIALS: _____ DATE: ____/____/____ CIRCLE ONE: FFI: **PASS** **FAIL**



MASSACHUSETTS FIRE TRAINING COUNCIL FIRE FIGHTER I CERTIFICATION EXAMINATION

CANDIDATE #

Skill Sheet No. FFI 418	Hose Loads	Passing Score: 70%
NFPA 1010-2024 edition	Objective: 6.5.2	Date: 07-01-25

Note: Use a **✓** for PASS and an **F** for FAIL

MINIMUM TO PASS: 5		FFI 5 of 6 (all worth 1 point)		1 st Test		Retest	
				P	F	P	F
1	Candidate arrives at test station wearing full complete Firefighting gear, with SCBA.						
2	Gathers hose of appropriate size and quantity for loading on apparatus.						
3*	Ensures hose is connected to appropriate discharge, as necessary.						
4*	Appropriately loads hose so that it will deploy without snagging.						
5	Verifies and verbalizes nozzle is secured, if applicable.						
6	Completes evolution as directed by examiner.						
MINIMUM TO PASS: 5, includes all critical skills TOTALS							
TOTALS: ONLY if Retesting							

*** FAILURE OF THIS CRITICAL PORTION IS CAUSE FOR FAILURE OF THE ENTIRE SKILL SHEET ***

EXAMINER NAME: (PRINTED) _____ DATE: ____/____/____

EXAMINER SIGNATURE: _____ CIRCLE ONE: FFI: **PASS** **FAIL**

COORDINATOR REVIEW: INITIALS: _____ DATE: ____/____/____ CIRCLE ONE: FFI: **PASS** **FAIL**

MINIMUM TO PASS: 10, includes all critical skills TOTALS

☐ * **FAILURE OF THIS CRITICAL PORTION IS CAUSE FOR FAILURE OF THE ENTIRE SKILL SHEET** ☐ *

EXAMINER NAME: (PRINTED) _____ DATE: ____/____/____

EXAMINER SIGNATURE: _____ CIRCLE ONE: FFI: **PASS** **FAIL**

COORDINATOR REVIEW: INITIALS: _____ DATE: ____/____/____ CIRCLE ONE: FFI: **PASS** **FAIL**



MASSACHUSETTS FIRE TRAINING COUNCIL
FIRE FIGHTER I CERTIFICATION EXAMINATION

CANDIDATE #

Skill Sheet No. FFI 504	Hand Lay Hose from Pumper to Water Source Firefighter One	Passing Score: 70%
NFPA 1010-2024 edition	Objective: 6.3.15	Date: 07-01-25

Note: Use **✓** for PASS and an **F** for FAIL

MINIMUM TO PASS: 8		FFI 8 of 11 (all worth 1 point)		1 st Test		Retest	
				P	F	P	F
1	Candidate arrives at test station wearing full complete Firefighting gear, with SCBA.						
2*	Removes hydrant wrench from pumper.						
3	Removes the gates and appropriate amount of supply hose from the hose bed. Transfers to a flat shoulder load.						
4*	Waits for a second firefighter to remove additional hose from bed.						
5	Advances with second firefighter toward water source.						
6	Once the second firefighter has unloaded their shoulder load, first firefighter starts allowing his hose to lay out on ground.						
7	Continues to advance toward water source.						
8	If source is not reached after both firefighters have laid their shoulder loads, they must return to the pumper and pull off sufficient hose to reach source.						
9	Places hydrant wrench on operating stem.						
10*	Attaches appropriate gates. Attaches a hose into one gate.						
11*	Completes evolution as directed by the examiner.						
Note: Candidate cannot return to apparatus solely to retrieve hydrant wrench.							

MINIMUM TO PASS: 8, includes all critical skills

TOTALS

TOTALS: ONLY if Retesting

*** FAILURE OF THIS CRITICAL PORTION IS CAUSE FOR FAILURE OF THE ENTIRE SKILL SHEET ***

EXAMINER NAME: (PRINTED) _____ DATE: ____/____/____

EXAMINER SIGNATURE: _____ CIRCLE ONE: FFI: **PASS** **FAIL**

COORDINATOR REVIEW: INITIALS: _____ DATE: ____/____/____ CIRCLE ONE: FFI: **PASS** **FAIL**

*** FAILURE OF THIS CRITICAL PORTION IS CAUSE FOR FAILURE OF THE ENTIRE SKILL SHEET ***



MASSACHUSETTS FIRE TRAINING COUNCIL FIRE FIGHTER I CERTIFICATION EXAMINATION

CANDIDATE #

Skill Sheet No. FFI 506	Assemble Drafting Equipment	Passing Score: 70%
NFPA 1010-2024 edition	Objective: 6.3.15	Date: 07-01-25

Note: Use ✓ for PASS and an **F** for FAIL

MINIMUM TO PASS: 9		FFI 9 of 12 (all worth 1 point)		1 st Test		Retest	
				P	F	P	F
1	Candidate arrives at test station wearing full complete Firefighting gear, with SCBA.						
2	Removes pumper intake cap.						
3*	Verbalizes and then checks the hard-suction couplings. Removes any dirt or debris. Replaces worn Gaskets.						
4*	As a team, attaches two sections of hard suction together, taking care not to get dirt in the couplings.						
5*	As a team, attaches strainer to hard suction hose male coupling.						
6	As a team, utilizes rubber mallet, as necessary, to provide an airtight connection.						
7	Attaches rope to strainer.						
8	As a team, lowers hose and strainer into static source (portable tank).						
9	Attaches female coupling of hard suction hose to pumper intake.						
10	Secures strainer to stationary object.						
11*	Ensures the strainer, and strainer to hose coupling is under water.						
12*	Completes the assembly as directed by the examiner.						
MINIMUM TO PASS: 9 includes all critical skills		TOTALS					
		TOTALS: ONLY if Retesting					

*** FAILURE OF THIS CRITICAL PORTION IS CAUSE FOR FAILURE OF THE ENTIRE SKILL SHEET ***

EXAMINER NAME: (PRINTED) _____ DATE: ____/____/____

EXAMINER SIGNATURE: _____ CIRCLE ONE: FFI: **PASS** **FAIL**

COORDINATOR REVIEW: INITIALS: _____ DATE: ____/____/____ CIRCLE ONE: FFI: **PASS** **FAIL**



MASSACHUSETTS FIRE TRAINING COUNCIL FIRE FIGHTER I CERTIFICATION EXAMINATION

CANDIDATE #

Skill Sheet No. FFI 507	Hydrant to Pumper Connection Reverse Lay - Attack	Passing Score: 70%
NFPA 1010-2024 edition	Objective: 6.3.15	Date: 07-01-25

Note: Use ✓ for PASS and an F for FAIL

MINIMUM TO PASS: 5 FFI 5 of 7 (all worth 1 point)		1 st Test		Retest	
		P	F	P	F
1	Candidate arrives at test station wearing full complete Firefighting gear, with SCBA.				
2*	Pulls sufficient hose from the supply pumper to reach the intake valve on the attack pumper.				
3*	Street anchor the hose before the supply pumper proceeds to the water source.				
4	Signals the driver/operator to proceed and deploy the hose to the attack pumper.				
5	Once sufficient hose is laid, releases street anchor.				
6	Makes connection to attack pump intake and calls for water.				
7*	Completes as directed by the examiner.				
MINIMUM TO PASS: 5, includes all critical skills		TOTALS			
				TOTALS: ONLY if Retesting	

■* FAILURE OF THIS CRITICAL PORTION IS CAUSE FOR FAILURE OF THE ENTIRE SKILL SHEET ■*

EXAMINER NAME: (PRINTED) _____ DATE: ____/____/____

EXAMINER SIGNATURE: _____ CIRCLE ONE: FFI: **PASS** **FAIL**

COORDINATOR REVIEW: INITIALS: _____ DATE: ____/____/____ CIRCLE ONE: FFI: **PASS** **FAIL**



MASSACHUSETTS FIRE TRAINING COUNCIL
FIRE FIGHTER I CERTIFICATION EXAMINATION

CANDIDATE #

Skill Sheet No. FFI 509	Set Up Portable Tanks for Drafting and Water Transfer – 2-4 Firefighters	Passing Score: 70%
NFPA 1010-2024 edition	Objective: 6.3.15	Date: 07-01-25

Note: Use ✓ for PASS and an F for FAIL

MINIMUM TO PASS: 10 FFI 10 of 13 (all worth 1 point)		1 st Test		Retest	
		P	F	P	F
1	Candidate arrives at test station wearing full complete Firefighting gear, with SCBA.				
2	Identifies appropriate area for placement of tanks (flat ground, free of debris).				
3	As a team, orients first tank so that the drain is at the lowest point.				
4*	As a team, grasps tank frame, avoiding pinch points, and unfolds tank to open position.				
5	Secures drain so that water does not leak from tank.				
6	Fills first tank with water.				
7	As a team, places second tank next to first tank.				
8	As a team, orients second tank so that the drain is at the lowest point.				
9*	As a team, grasps tank frame, avoiding pinch points, and unfolds tank to open position.				
10	Secures drain so that water does not leak from tank.				
11	Fills second tank with water.				
12*	As a team, sets up equipment to transfer water between tanks. (Inchworm, Jet Siphon, Flexible Suction Hose.)				
13*	Transfers water between tanks.				
MINIMUM TO PASS: 10, includes all critical skills		TOTALS			
		TOTALS: ONLY if Retesting			

* FAILURE OF THIS CRITICAL PORTION IS CAUSE FOR FAILURE OF THE ENTIRE SKILL SHEET *

EXAMINER NAME: (PRINTED) _____ DATE: ____/____/____

EXAMINER SIGNATURE: _____ CIRCLE ONE: FFI: **PASS** **FAIL**

COORDINATOR REVIEW: INITIALS: _____ DATE: ____/____/____ CIRCLE ONE: FFI: **PASS** **FAIL**



MASSACHUSETTS FIRE TRAINING COUNCIL FIRE FIGHTER I CERTIFICATION EXAMINATION



CANDIDATE #

Skill Sheet No. FFI 601	One Firefighter Shoulder Ladder Carry from the Ground	Passing Score: 70%
NFPA 1010-2024 edition	Objective: 6.3.6	Date: 07-01-25

Note: Use ✓ for PASS and an F for FAIL

MINIMUM TO PASS: 9 FFI 9 of 12 (all worth 1 point)		1 st Test		Retest	
		P	F	P	F
1	Candidate arrives at test station wearing full complete Firefighting gear, with SCBA.				
2*	Verbalizes then visually inspects the work area.			a	
3*	a. Inspects terrain for solid level footing.			b	
4*	b. Inspects and verbalizes that the overhead is clear of wires and obstructions.			c	
	c. Inspects and verbalizes that the structure can support ladder operations.				
5	Faces toward the tip of the ladder, positioned near the center of the ladder.				
6	Crouches/kneels beside the ladder on knee closest to ladder.				
7	Grasps rung nearest the ladder's balance point, with the hand closest to the ladder, pulls ladder towards them by placing ladder on its beam.				
8	Stands and pivots into the ladder inserting the other arm through the rungs, bringing ladder up with them as they stand.				
9	Faces ladder butt and places the beam onto the shoulder.				
10	Steadies/balances ladder with both hands.				
11	Tilts butt end so it is lowered slightly toward the ground as it is carried in order to not have the ladder impact line of sight.				
12	Uses leg, not back muscles, throughout the entire skill.				
13*	Carries the ladder to the destination and places the ladder flat on the ground (both beams touching the ground).				
14*	Carries the ladder using the low shoulder carry as directed.				
MINIMUM TO PASS: 9 includes all critical skills TOTALS					
TOTALS: ONLY if Retesting					

■* FAILURE OF THIS CRITICAL PORTION IS CAUSE FOR FAILURE OF THE ENTIRE SKILL SHEET ■*

EXAMINER NAME: (PRINTED) _____ DATE: ____/____/____

EXAMINER SIGNATURE: _____ CIRCLE ONE: FFI: **PASS** **FAIL**

COORDINATOR REVIEW: INITIALS: _____ DATE: ____/____/____ CIRCLE ONE: FFI: **PASS** **FAIL**

[illegible]



Note: Use ✓ for PASS and an F for FAIL

TOTALS: ONLY *if Retesting*

*** FAILURE OF THIS CRITICAL PORTION IS CAUSE FOR FAILURE OF THE ENTIRE SKILL SHEET ***

EXAMINER NAME: (PRINTED) _____ DATE: ____/____/____

EXAMINER SIGNATURE: _____ CIRCLE ONE: FFI: **PASS** **FAIL**

COORDINATOR REVIEW: INITIALS: _____ DATE: ____/____/____ CIRCLE ONE: FFI: **PASS** **FAIL**



MASSACHUSETTS FIRE TRAINING COUNCIL
FIRE FIGHTER I CERTIFICATION EXAMINATION

CANDIDATE #

Skill Sheet No. FFI 603	Two Firefighter Shoulder Carry from the Ground-Butt Position	Passing Score: 70%
NFPA 1010-2024 edition	Objective: 6.3.6, 6.3.11	Date: 07-01-25

Note: Use ✓ for PASS and an F for FAIL

MINIMUM TO PASS: 10 FFI 10 of 13 (all worth 1 point)		1 st Test		Retest	
		P	F	P	F
1	Candidate arrives at test station wearing full complete Firefighting gear, with SCBA.				
Verbalizes a, b, c then visually inspects the work area.					
2*	a. Inspects terrain for solid level footing.			a	
3*	b. Inspects and verbalizes that the overhead is clear of wires and obstructions.			b	
4*	c. Inspects and verbalizes that the structure can support ladder operations.			c	
5	Positions on the same side of the ladder relative to the tip firefighter.				
6	Crouches/kneels next to the ladder facing the tip on the knee closest to the ladder.				
7	Grasps a rung with the hand nearest to the ladder, palms facing forward and stands ladder on the beam by pulling the ladder towards them.				
8	Verbalizes commands to lift ladder to the shoulder, then stands and pivots into the ladder toward the butt placing the free arm between the rungs.				
9	Lowers the beam onto the shoulder.				
10	The ladder is positioned as to be able to reach beyond the butt of the ladder.				
11	Provides commands to advance to destination.				
12	Controls the ladder with the inside hand.				
13	Uses leg, not back muscles throughout the entire skill.				
14*	Carries the ladder to the destination and places onto the ground on the bed section.				
15*	Carries the ladder using the low shoulder carry as directed.				
MINIMUM TO PASS: 10 includes all critical skills TOTALS					
TOTALS: ONLY if Retesting					

■* FAILURE OF THIS CRITICAL PORTION IS CAUSE FOR FAILURE OF THE ENTIRE SKILL SHEET ■*

EXAMINER NAME: (PRINTED) _____ DATE: ____/____/____

EXAMINER SIGNATURE: _____ CIRCLE ONE: FFI: **PASS** **FAIL**

COORDINATOR REVIEW: INITIALS: _____ DATE: ____/____/____ CIRCLE ONE: FFI: **PASS** **FAIL**

☐ * **FAILURE OF THIS CRITICAL PORTION IS CAUSE FOR FAILURE OF THE ENTIRE SKILL SHEET** ☐ *

EXAMINER NAME: (PRINTED) _____ DATE: ____/____/____

EXAMINER SIGNATURE: _____ CIRCLE ONE: FFI: **PASS** **FAIL**

COORDINATOR REVIEW: INITIALS: _____ DATE: ____/____/____ CIRCLE ONE: FFI: **PASS** **FAIL**

COORDINATOR REVIEW: INITIALS: _____ DATE: ____ / ____ / ____ CIRCLE ONE: FFI: **PASS** **FAIL**

COORDINATOR REVIEW: INITIALS: _____ DATE: / / CIRCLE ONE: FFI: **PASS** **FAIL**



MASSACHUSETTS FIRE TRAINING COUNCIL FIRE FIGHTER I CERTIFICATION EXAMINATION



CANDIDATE #

Skill Sheet No. FFI 607	Two Firefighter <u>Beam Raise</u> of an Extension Ladder from the Ground- Butt	Passing Score: 70%
NFPA 1010-2024 edition	Objective: 6.3.6, 6.3.11, 6.3.12	Date: 07-01-25

Note: Use **✓** for PASS and an **F** for FAIL

MINIMUM TO PASS: 10 FFI 10 of 14 (all worth 1 point)		1 st Test		Retest	
		P	F	P	F
1	Candidate arrives at test station wearing full complete Firefighting gear, with SCBA.				
Verbalizes a, b, c then visually inspects the work area.					
2*	a. Inspects terrain for solid level footing.			a	
3*	b. Inspects and verbalizes that the overhead is clear of wires and obstructions.			b	
4*	c. Inspects and verbalizes that the structure can support ladder operations.			c	
5	Positions the ladder beam butt on the ground for the raise. (Approximately ¼ the usable height from the building).				
6	Places foot on the beam at the spur.				
7	Grasps the upper beam and counterbalance the weight of the ladder as it's raised.				
8*	Pivots the ladder to position the fly section of the ladder away from the building, if necessary.				
9	Faces the tip firefighter and braces the ladder.				
10	Grasps the halyard and extends the fly, hand over hand, to a height as directed by the tip firefighter.				
11*	Locks the fly in place with the pawls.				
12	Slowly lowers the ladder into the building.				
13*	Secures the halyard to a rung after properly positioning the ladder resting on the structure and climbing angle adjustments are made.				
14	Provides commands to allow for fluid motion.				
15	Uses leg, not back muscles throughout the entire skill.				
16*	The candidate completed all tasks safely and efficiently per instructions.				
MINIMUM TO PASS: 10 includes all critical skills TOTALS					
TOTALS: ONLY if Retesting					

*** FAILURE OF THIS CRITICAL PORTION IS CAUSE FOR FAILURE OF THE ENTIRE SKILL SHEET ***

EXAMINER NAME: (PRINTED) _____ DATE: ____/____/____

EXAMINER SIGNATURE: _____ CIRCLE ONE: FFI: **PASS** **FAIL**

COORDINATOR REVIEW: INITIALS: _____ DATE: ____/____/____ CIRCLE ONE: FFI: **PASS** **FAIL**



MASSACHUSETTS FIRE TRAINING COUNCIL FIRE FIGHTER I CERTIFICATION EXAMINATION

CANDIDATE #

Skill Sheet No. FFI 608	Two Firefighter <u>Beam Raise</u> of an Extension Ladder from the Ground- Tip	Passing Score: 70%
NFPA 1010-2024 edition	Objective: 6.3.6, 6.3.11, 6.3.12	Date: 07-01-25

Note: Use ✓ for PASS and an **F** for FAIL

MINIMUM TO PASS: 10 FFI 10 of 13 (all worth 1 point)		1 st Test		Retest	
		P	F	P	F
1	Candidate arrives at test station wearing full complete Firefighting gear, with SCBA.				
Verbalizes a, b, c then visually inspects the work area.					
2*	a. Inspects terrain for solid level footing.			a	
3*	b. Inspects and verbalizes that the overhead is clear of wires and obstructions.			b	
4*	c. Inspects and verbalizes that the structure can support ladder operations.			c	
5	Lift and rests the beam of the ladder onto the shoulder.				
6	Advances, hand over hand, along the beam toward the butt end until ladder is in a vertical position.				
7*	Pivots the ladder to position the fly section of the ladder away from the building, if necessary.				
8	Faces the butt firefighter and braces the ladder, hands on the beams, thumbs clear of the fly as the fly is raised.				
9	Informs butt firefighter when the fly has reached the desired height as directed.				
10*	Verifies and Loudly Verbalizes "Pawls are locked".				
11	Slowly lowers the ladder into the building while bracing with foot on the rung.				
12*	Physically checks for proper placement, climbing angle, and makes the necessary adjustments.				
13	Obeys commands to allow for fluid motion.				
14	Use legs, not back muscles throughout the entire skill.				
15*	The candidate completed all tasks safely and efficiently per instructions.				
MINIMUM TO PASS: 10, includes all critical skills TOTALS					
TOTALS: ONLY if Retesting					

■* **FAILURE OF THIS CRITICAL PORTION IS CAUSE FOR FAILURE OF THE ENTIRE SKILL SHEET** ■*

EXAMINER NAME: (PRINTED) _____ DATE: ____/____/____

EXAMINER SIGNATURE: _____ CIRCLE ONE: FFI: **PASS** **FAIL**

COORDINATOR REVIEW: INITIALS: _____ DATE: ____/____/____ CIRCLE ONE: FFI: **PASS** **FAIL**


COORDINATOR REVIEW: INITIALS: _____ DATE: / / CIRCLE ONE: FFI: **PASS** **FAIL**

*** FAILURE OF THIS CRITICAL PORTION IS CAUSE FOR FAILURE OF THE ENTIRE SKILL SHEET ***

*** FAILURE OF THIS CRITICAL PORTION IS CAUSE FOR FAILURE OF THE ENTIRE SKILL SHEET ***



MASSACHUSETTS FIRE TRAINING COUNCIL FIRE FIGHTER I CERTIFICATION EXAMINATION



CANDIDATE #

Skill Sheet No. FFI 612	Two Firefighter Beam Lowering of an Extension Ladder to the Ground- Tip	Passing Score: 70%
NFPA 1010-2024 edition	Objective: 6.3.6, 6.3.11, 6.3.12	Date: 07-01-25

Note: Use ✓ for PASS and an **F** for FAIL

MINIMUM TO PASS: 10 FFI 10 of 13 (all worth 1 point)		1 st Test		Retest	
		P	F	P	F
1	Candidate arrives at test station wearing full complete Firefighting gear, with SCBA.				
Verbalizes a, b then visually inspects the work area.					
2*	a. Inspects terrain for solid level footing.			a	
3*	b. Inspects and verbalizes that the overhead is clear of wires and obstructions.			b	
4	Faces the butt firefighter and braces the ladder with one foot on the rung.				
5*	Removes ladder from the building to the vertical position.				
6	Braces the ladder with hands on the beams, thumbs clear of the lowering fly.				
7	Informs the butt candidate when fly section is unlocked.				
8	Steadies the ladder with both hands on the beams as the fly is lowered.				
9	Repositions for lowering the ladder to the ground.				
10	Lowers ladder, hand over hand, along the beam toward the tip until the ladder is lowered fully to the ground or shoulder.				
11	Obeys commands to allow for fluid motion.				
12	Uses leg, not back, muscles throughout the entire skill.				
13*	The candidate completed all tasks safely and efficiently per instructions.				
14	Verbalize that equipment will be cleaned and dried as needed.				
MINIMUM TO PASS: 10, includes all critical skills TOTALS					
TOTALS: ONLY if Retesting					

■* FAILURE OF THIS CRITICAL PORTION IS CAUSE FOR FAILURE OF THE ENTIRE SKILL SHEET ■*

EXAMINER NAME: (PRINTED) _____ DATE: ____/____/____


EXAMINER SIGNATURE: _____ CIRCLE ONE: FFI: **PASS** **FAIL**

COORDINATOR REVIEW: INITIALS: _____ DATE: ____/____/____ CIRCLE ONE: FFI: **PASS** **FAIL**

*** FAILURE OF THIS CRITICAL PORTION IS CAUSE FOR FAILURE OF THE ENTIRE SKILL SHEET ***



MASSACHUSETTS FIRE TRAINING COUNCIL FIRE FIGHTER I CERTIFICATION EXAMINATION



CANDIDATE #

Skill Sheet No. FFI 614	Climbs Ladder with Tool, Performs Leg Lock then Performs Work	Passing Score: 70%
NFPA 1010-2024 edition	Objective: 6.3.6, 6.3.10, 6.3.11, 6.3.12	Date: 07-01-25

Note: Use **✓** for PASS and an **F** for FAIL

MINIMUM TO PASS: 12		FFI 12 of 17 (all worth 1 point)		1 st Test		Retest	
				P	F	P	F
1	Candidate arrives at test station wearing full complete Firefighting gear, with SCBA.						
2	Physically checks for correct climbing angle.						
3	Checks the ladder pawls are locked and verbalizes their status.						
4*	Climbs the ladder to the desired height while carrying a forcible entry/ventilation tool.						
5	Keeps eyes forward with an occasional glance at the tip of the ladder.						
6	Slide the tool along the side of the ladder beam and the free hand under the other beam maintaining constant contact.						
7	Climbs one rung higher than working height.						
8*	Extends leg <u>opposite</u> the working side through the rung. Bend knee. Bring foot through the ladder just below rung supporting the knee.						
9	Hooks foot over either a rung or top of beam.						
10	Rests on thigh and steps down one rung.						
11*	Secures a leg lock as directed by the examiner.						
12	Simulates performing work off the side of the ladder.						
13	Releases the leg lock.						
14	Descends the ladder to the ground.						
15	Holds onto the tool at all times.						
16	Verbalizes that equipment would be cleaned and returned to service.						
17*	Completes the evolution as directed.						
MINIMUM TO PASS: 12, includes all critical skills				TOTALS			
						<div></div>	
				TOTALS: ONLY if Retesting			

■* FAILURE OF THIS CRITICAL PORTION IS CAUSE FOR FAILURE OF THE ENTIRE SKILL SHEET ■*

EXAMINER NAME: (PRINTED) _____ DATE: ____/____/____

EXAMINER SIGNATURE: _____ CIRCLE ONE: FFI: **PASS** **FAIL**COORDINATOR REVIEW: INITIALS: _____ DATE: ____/____/____ CIRCLE ONE: FFI: **PASS** **FAIL**



MASSACHUSETTS FIRE TRAINING COUNCIL FIRE FIGHTER I CERTIFICATION EXAMINATION

CANDIDATE #

Skill Sheet No. FFI 615	Assist a Conscious Victim Down a Ladder	Passing Score: 70%
NFPA 1010-2024 edition	Objective: 6.3.6, 6.3.9	Date: 07-01-25

Note: Use ✓ for PASS and an F for FAIL

MINIMUM TO PASS: 7 FFI 7 of 9 (all worth 1 point)		1 st Test		Retest	
		P	F	P	F
1	Candidate arrives at test station wearing full complete Firefighting gear, with SCBA.				
2	Properly ascends the ladder and correctly receives the victim, feet first, from the building opening.				
3	Positions the victim to descend the ladder.				
4*	Descends first keeping both arms around the victim under the armpits with hands on the rungs in front of the victim for support.				
5*	Descends one rung at a time with the victim				
6	Always maintains contact with the victim.				
7	Always maintains three points of contact with the ladder.				
8	Supports and reassures the victim during descent.				
9*	Fully descends the ladder with the victim to the ground.				
MINIMUM TO PASS: 7, includes all critical skills TOTALS					
TOTALS: ONLY if Retesting					

■* FAILURE OF THIS CRITICAL PORTION IS CAUSE FOR FAILURE OF THE ENTIRE SKILL SHEET ■*


EXAMINER NAME: (PRINTED) _____ DATE: ____/____/____

EXAMINER SIGNATURE: _____ CIRCLE ONE: FFI: **PASS** **FAIL**

COORDINATOR REVIEW: INITIALS: _____ DATE: ____/____/____ CIRCLE ONE: FFI: **PASS** **FAIL**



MASSACHUSETTS FIRE TRAINING COUNCIL FIRE FIGHTER I CERTIFICATION EXAMINATION



CANDIDATE #

Skill Sheet No. FFI 616	Assist an Unconscious Victim Down a Ladder	Passing Score: 70%
NFPA 1010-2024 edition	Objective: 6.3.6, 6.3.9	Date: 07-01-25

Note: Use **✓** for PASS and an **F** for FAIL

MINIMUM TO PASS: 7 FFI 7 of 9 (all worth 1 point)		1 st Test		Retest	
		P	F	P	F
1	Candidate arrives at test station wearing full complete Firefighting gear, with SCBA.				
2	Properly ascends the ladder and correctly receives the victim from the building opening, positioned facing the rescuer.				
3	Places the victim's legs and arms outside the beams of the ladder so that the victim's body wraps around the ladder.				
4	Fully supports the victim's body / weight of the victim.				
5	Keeps both arms around the victim.				
6*	Maintains both contact and control of the victim.				
7*	Keeps hands on the beams behind the victim.				
8	Lowers victim one rung at a time.				
9*	Fully descends the ladder with the victim to the ground.				
MINIMUM TO PASS: 7, includes all critical skills TOTALS					
TOTALS: ONLY if Retesting					

■* FAILURE OF THIS CRITICAL PORTION IS CAUSE FOR FAILURE OF THE ENTIRE SKILL SHEET ■*

EXAMINER NAME: (PRINTED) _____ DATE: ____/____/____


EXAMINER SIGNATURE: _____ CIRCLE ONE: FFI RETEST: **PASS** **FAIL**

COORDINATOR REVIEW: INITIALS: _____ DATE: ____/____/____ CIRCLE ONE: FFI RETEST: **PASS** **FAIL**

COORDINATOR REVIEW: INITIALS: _____ DATE: ____/____/____ CIRCLE ONE: FFI: **PASS** **FAIL**



MASSACHUSETTS FIRE TRAINING COUNCIL FIRE FIGHTER I CERTIFICATION EXAMINATION



CANDIDATE #

Skill Sheet No. FFI 618	Two Person Deployment of a Roof Ladder – Raised to a Ladder - Tip Position	Passing Score: 70%
NFPA 1010-2024 edition	Objective: 6.3.6, 6.3.10, 6.3.12	Date: 07-01-25

Note: Use ✓ for PASS and an **F** for FAIL

MINIMUM TO PASS: 8 FFI 8 of 11 (all worth 1 point)		1 st Test		Retest	
		P	F	P	F
1	Candidate arrives at test station wearing full complete Firefighting gear, with SCBA.				
2	Carries the roof ladder to the ground ladder to be ascended.				
3	Deploys the roof hooks so that the hooks will face away from the firefighter as they are climbing the ground ladder.				
4	Raises the roof ladder to the vertical position alongside the ground ladder.				
5	Climbs the ground ladder and secures the tip of the roof ladder on their shoulder; and begins ascending the ground ladder with the roof ladder.				
6	Advances to edge of roof.				
7*	Secures with a leg lock as directed by the examiner.				
8	Lowers the roof ladder from the shoulder onto the roof, and using hand over hand method, pushes the roof ladder, hooks down, toward the ridge line.				
9*	When the hooks of the ladder fall over the ridgeline, tugs roof ladder and ascertains that the hooks are firmly secured over the peak.				
10	Uses leg, not back muscles throughout the entire evolution.				
11	Deploys the roof ladder properly and safely as directed.				
MINIMUM TO PASS: 8, includes all critical skills TOTALS					

TOTALS: ONLY if Retesting

■* FAILURE OF THIS CRITICAL PORTION IS CAUSE FOR FAILURE OF THE ENTIRE SKILL SHEET ■*

EXAMINER NAME: (PRINTED) _____ DATE: ____/____/____

EXAMINER SIGNATURE: _____ CIRCLE ONE: FFI: **PASS** **FAIL**

COORDINATOR REVIEW: INITIALS: _____ DATE: ____/____/____ CIRCLE ONE: FFI: **PASS** **FAIL**



MASSACHUSETTS FIRE TRAINING COUNCIL FIRE FIGHTER I CERTIFICATION EXAMINATION

CANDIDATE #

Skill Sheet No. FFI 619	Vertical Ventilation – Pitched Roof	Passing Score: 70%
NFPA 1010-2024 edition	Objective: 6.3.6, 6.3.12	Date: 07-01-25

Note: Use ✓ for PASS and an **F** for FAIL

MINIMUM TO PASS: 7 FFI 7 of 10 (all worth 1 point)		1 st Test		Retest	
		P	F	P	F
1	Candidate arrives at test station wearing full complete Firefighting gear, with SCBA.				
2	Gathers necessary tools for ventilation.				
3	Verbalizes that if using power saws, the saw is started on the ground to ensure functioning, then shut off for climbing.				
4*	Ascends to the roof with the appropriate tools for ventilation.				
5	Steps onto roof ladder for working on pitched roofs.				
6	Identifies and verbalizes area to be ventilated.				
7*	Creates an opening in the roof as directed by examiner.				
8*	Verifies then verbalizes no obstruction to the venting of smoke/hot gasses.				
9	Exits the roof.				
10	Descends the ladder with all tools.				
MINIMUM TO PASS: 7, includes all critical skills TOTALS					
TOTALS: ONLY if Retesting					

*** FAILURE OF THIS CRITICAL PORTION IS CAUSE FOR FAILURE OF THE ENTIRE SKILL SHEET ***

EXAMINER NAME: (PRINTED) _____ DATE: ____/____/____

EXAMINER SIGNATURE: _____ CIRCLE ONE: FFI: **PASS** **FAIL**

COORDINATOR REVIEW: INITIALS: _____ DATE: ____/____/____ CIRCLE ONE: FFI: **PASS** **FAIL**



MASSACHUSETTS FIRE TRAINING COUNCIL FIRE FIGHTER I CERTIFICATION EXAMINATION

CANDIDATE #

Skill Sheet No. FFI 620F	VERTICAL VENTILATION – FLOOR	Passing Score: 70%
NFPA 1010-2024 edition	Objective: 6.3.6, 6.3.12	Date: 07-01-25

Note: Use ✓ for PASS and an **F** for FAIL

MINIMUM TO PASS: 7		FFI 7 of 10 (all worth 1 point)		1 st Test		Retest	
				P	F	P	F
1	Candidate arrives at test station wearing full complete Firefighting gear, with SCBA.						
2	Gathers necessary tools for ventilation.						
3	Verbalizes that if using power saws, the saw is started outside to ensure functioning, then shut off for transport.						
4	Ascends to the appropriate floor with the correct tools for ventilation.						
5*	Sounds floor before stepping onto and continuously sounds floor while walking.						
6	Identifies then verbalizes area to be ventilated.						
7*	Creates an opening in the floor as directed by examiner.						
8	Verbalizes the creation of a horizontal opening to exhaust gases from the building.						
9*	Verifies then verbalizes no obstruction to the venting of smoke/hot gasses.						
10	Exit the floor with tools.						
MINIMUM TO PASS: 7, includes all critical skills		TOTALS					
				TOTALS: ONLY <i>if Retesting</i>			

■* FAILURE OF THIS CRITICAL PORTION IS CAUSE FOR FAILURE OF THE ENTIRE SKILL SHEET ■*

EXAMINER NAME: (PRINTED) _____ DATE: ____/____/____

EXAMINER SIGNATURE: _____ CIRCLE ONE: FFI: **PASS** **FAIL**

COORDINATOR REVIEW: INITIALS: _____ DATE: ____/____/____ CIRCLE ONE: FFI: **PASS** **FAIL**



Skill Sheet No. FFI 620R	VERTICAL VENTILATION FLAT ROOF	Passing Score: 70%
NFPA 1010-2024 edition	Objective: 6.3.6, 6.3.12	Date: 07-01-25

MINIMUM TO PASS:7		FFI 7 of 10 (all worth 1 point)		1 st Test		Retest	
				P	F	P	F
1	Candidate arrives at test station wearing full complete Firefighting gear, with SCBA.						
2	Gathers necessary tools for ventilation.						
3	Verbalizes that if using power saws, the saw is started on the ground to ensure functioning, then shut off for climbing.						
4	Ascends to the roof with the correct tools for ventilation.						
5*	Sounds roof before stepping onto, and continuously sounds while walking.						
6	Identifies then verbalizes area to be ventilated.						
7	Identifies then verbalizes roofing material to be removed prior to opening.						
8*	Creates an opening in the roof as directed by examiner.						
9*	Verifies then verbalizes no obstruction to the venting of smoke/hot gasses.						
10	Exit the roof with tools.						
MINIMUM TO PASS: 7, includes all critical skills		TOTALS					
TOTALS: ONLY <i>if Retesting</i>							

*** FAILURE OF THIS CRITICAL PORTION IS CAUSE FOR FAILURE OF THE ENTIRE SKILL SHEET ***

EXAMINER NAME: (PRINTED) _____ DATE: / /

EXAMINER SIGNATURE: _____ CIRCLE ONE: FFI: **PASS** **FAIL**

COORDINATOR REVIEW: INITIALS: _____ DATE: ____/____/____ CIRCLE ONE: FFI: **PASS** **FAIL**



MASSACHUSETTS FIRE TRAINING COUNCIL FIRE FIGHTER I CERTIFICATION EXAMINATION



CANDIDATE #

Skill Sheet No. FFI 701	Salvage Cover Roll	Passing Score: 70%
NFPA 1010-2024 edition	Objective: 6.3.14	Date: 07-01-25

Note: Use **✓** for PASS and an **F** for FAIL

MINIMUM TO PASS: 12		FFI 12 of 17 (all worth 1 point)		1 st Test		Retest	
				P	F	P	F
1	Candidate arrives at test station wearing full complete Firefighting gear, with SCBA.						
2	Verbalizes that salvage cover will be cleaned and dried as needed.						
3	Lays salvage cover on a flat clean surface, finished side up.						
4	Takes a position at the end of the cover, kneeling, and facing the other firefighter.						
5	Grasps the edge of the cover with the outside hand midway between the center of the cover and the edge to be folded.						
6	Places free hand on cover midway between the outside hand and center.						
7	Folds cover by bringing fold over the pivot hand to center of cover to create an inside and outside fold.						
8	Positions for next fold by placing hand at corner of cover and free hand as a pivot over the outside fold point.						
9	Grasp the outside corner with outside hand and using the inside hand as a pivot, brings outside corner to the center.						
10	Moves to other half of cover and completes steps 3 through 8 to fold.						
11	Straightens folds.						
12	Folds both ends of cover approximately 12 inches toward the center.						
13	Repositions at one end with the other firefighter.						
14	Rolls cover towards opposite end.						
15	Compresses cover tightly tucking wrinkles forming ahead of cover and keeping edges aligned.						
16	Secures roll with supplied equipment.						
17*	Completes the salvage Cover roll.						
MINIMUM TO PASS: 12, includes all critical skills		TOTALS					

TOTALS: ONLY if Retesting

■* FAILURE OF THIS CRITICAL PORTION IS CAUSE FOR FAILURE OF THE ENTIRE SKILL SHEET ■*

EXAMINER NAME: (PRINTED) _____ DATE: ____/____/____

EXAMINER SIGNATURE: _____ CIRCLE ONE: FFI: **PASS** **FAIL**

COORDINATOR REVIEW: INITIALS: _____ DATE: ____/____/____ CIRCLE ONE: FFI: **PASS** **FAIL**

*** FAILURE OF THIS CRITICAL PORTION IS CAUSE FOR FAILURE OF THE ENTIRE SKILL SHEET ***

COORDINATOR REVIEW: INITIALS: _____ DATE: ____/____/____ CIRCLE ONE: FFI: **PASS** **FAIL**



MASSACHUSETTS FIRE TRAINING COUNCIL FIRE FIGHTER I CERTIFICATION EXAMINATION

CANDIDATE #

Skill Sheet No. FFI 705	Construction of a Water Chute	Passing Score: 70%
NFPA 1010-2024 edition	Objective: 6.3.14	Date: 07-01-25

Note: Use ✓ for PASS and an **F** for FAIL

MINIMUM TO PASS: FFI 7 of 9 (all worth 1 point)		1 st Test		Retest	
		P	F	P	F
1	Candidate arrives at test station wearing full complete Firefighting gear, with SCBA.				
2*	Verbalizes that the salvage cover will be cleaned and dried as needed.				
3	Positions salvage cover at desired location, finished side down, flat, and open.				
4	Places pike poles on opposite edges with pikes extending off end of cover.				
5	Rolls both edges equally over pike poles until there is a three-foot width between the rolls.				
6	Flips cover over keeping folds in place.				
7	Elevates one end by hooking pike poles over object.				
8*	Extends chute out a door or window.				
9*	Correctly construct a water chute that would remove water and verbalizes when complete.				
MINIMUM TO PASS: 7, includes all critical skills		TOTALS			
TOTALS: ONLY if Retesting					

*** FAILURE OF THIS CRITICAL PORTION IS CAUSE FOR FAILURE OF THE ENTIRE SKILL SHEET ***

EXAMINER NAME: (PRINTED) _____ DATE: ____/____/____

EXAMINER SIGNATURE: _____ CIRCLE ONE: FFI: **PASS** **FAIL**

COORDINATOR REVIEW: INITIALS: _____ DATE: ____/____/____ CIRCLE ONE: FFI: **PASS** **FAIL**



MASSACHUSETTS FIRE TRAINING COUNCIL FIRE FIGHTER I CERTIFICATION EXAMINATION



CANDIDATE #

Skill Sheet No. FFI 706	Construction of a Water Catch-All	Passing Score: 70%
NFPA 1010-2024 edition	Objective: 6.3.14	Date: 07-01-25

Note: Use **✓** for PASS and an **F** for FAIL

MINIMUM TO PASS: 8		FFI 8 of 11 (all worth 1 point)		1 st Test		Retest	
				P	F	P	F
1	Candidate arrives at test station wearing full complete Firefighting gear, with SCBA.						
2	Positions salvage cover at desired location, flat and open.						
3	Takes a position on one side of cover and rolls inward approximately 3 feet.						
4	Repositions to the opposite side and rolls inward approximately 3 feet.						
5	Forms four corners by folding about 3 feet of the rolled edge toward center of cover forming a 90-degree angle.						
6	Repositions at an unrolled end.						
7	Tightly rolls the cover up to and over right angle-edge roll.						
8*	Locks corners formed by lifting edge roll with outside hand and tucking end roll under the edge.						
9	Repositions at opposite unrolled end. Repeat steps 7 and 8.						
10*	Successfully completes construction of water catch-all and verbalizes when done.						
11*	Verbalizes that the salvage cover will be cleaned and dried as needed.						
MINIMUM TO PASS: 8, includes all critical skills		TOTALS					

■* FAILURE OF THIS CRITICAL PORTION IS CAUSE FOR FAILURE OF THE ENTIRE SKILL SHEET ■*


EXAMINER NAME: (PRINTED) _____ DATE: ____/____/____

EXAMINER SIGNATURE: _____ CIRCLE ONE: FFI: **PASS** **FAIL**

COORDINATOR REVIEW: INITIALS: _____ DATE: ____/____/____ CIRCLE ONE: FFI: **PASS** **FAIL**



MASSACHUSETTS FIRE TRAINING COUNCIL FIRE FIGHTER I CERTIFICATION EXAMINATION



CANDIDATE #

Skill Sheet No. FFI 707	Shutting Off Electrical Service to a Building	Passing Score: 70%
NFPA 1010-2024 edition	Objective: 6.3.18	Date: 07-01-25

Note: Use **✓** for PASS and an **F** for FAIL

MINIMUM TO PASS: 5 FFI 5 of 7 (all worth 1 point)		1 st Test		Retest	
		P	F	P	F
1	Candidate arrives at test station wearing full complete Firefighting gear, with SCBA.				
2	Identify and verbalize location of electrical service box.				
3*	Shuts off main breaker or pulls knife switch arm to shut off power.				
4*	Looks away while manipulating breakers/switches.				
5	Applies lock out/tag out equipment (if available).				
6	Verbalizes assessing for any additional related electrical hazards.				
7*	Verbalizes to examiner that electrical service has been shut off.				
MINIMUM TO PASS: 5, includes all critical skills		TOTALS			
		TOTALS: ONLY <i>if Retesting</i>			

■* FAILURE OF THIS CRITICAL PORTION IS CAUSE FOR FAILURE OF THE ENTIRE SKILL SHEET ■*

EXAMINER NAME: (PRINTED) _____ DATE: ____/____/____

EXAMINER SIGNATURE: _____ CIRCLE ONE: FFI: **PASS** **FAIL**

COORDINATOR REVIEW: INITIALS: _____ DATE: ____/____/____ CIRCLE ONE: FFI: **PASS** **FAIL**

*** FAILURE OF THIS CRITICAL PORTION IS CAUSE FOR FAILURE OF THE ENTIRE SKILL SHEET ***

<div style="display: flex; justify-content: space-between; align-items: center;"> <div style="width: 10%; text-align: center;">■</div> <div style="width: 80%;"> * FAILURE OF THIS CRITICAL PORTION IS CAUSE FOR FAILURE OF THE ENTIRE SKILL SHEET </div> <div style="width: 10%; text-align: center;">■</div> </div>			
RETEST EXAMINER NAME: (PRINTED) _____		DATE: ____/____/____	
RETEST EXAMINER SIGNATURE: _____		CIRCLE ONE: FFI RETEST: PASS FAIL	
COORDINATOR REVIEW: INITIALS: _____		DATE: ____/____/____	
		CIRCLE ONE: FFI RETEST: PASS FAIL	



MASSACHUSETTS FIRE TRAINING COUNCIL FIRE FIGHTER I CERTIFICATION EXAMINATION



CANDIDATE #

Skill Sheet No. FFI 709	Shutting Off LPG or CNG Service	Passing Score: 70%
NFPA 1010-2024 edition	Objective: 6.3.18	Date: 07-01-25

Note: Use ✓ for PASS and an **F** for FAIL

MINIMUM TO PASS: 5 FFI 5 of 7 (all worth 1 point)		1 st Test		Retest	
		P	F	P	F
1	Candidate arrives at test station wearing full complete Firefighting gear, with SCBA.				
2	Locates and verbalizes the location of LPG or CNG cylinder or tank.				
3	Locates shut off on cylinder or tank.				
4*	Closes shut-off valve.				
5	Applies lock out/tag out equipment (if available).				
6	Verbalizes assessing for any additional related hazards.				
7*	Verbalizes to examiner that LPG or CNG service has been shut off.				
MINIMUM TO PASS: 5, includes all critical skills		TOTALS			
		TOTAL: ONLY if Retesting			

■* FAILURE OF THIS CRITICAL PORTION IS CAUSE FOR FAILURE OF THE ENTIRE SKILL SHEET ■*

EXAMINER NAME: (PRINTED) _____ DATE: ____/____/____

EXAMINER SIGNATURE: _____ CIRCLE ONE: FFI: **PASS FAIL**

COORDINATOR REVIEW: INITIALS: _____ DATE: ____/____/____ CIRCLE ONE: FFI: **PASS FAIL**



MASSACHUSETTS FIRE TRAINING COUNCIL FIRE FIGHTER I CERTIFICATION EXAMINATION



CANDIDATE #

Skill Sheet No. FFI 710	Shutting Off Water Service	Passing Score: 70%
NFPA 1010-2024 edition	Objective: 6.3.18	Date: 07-01-25

Note: Use **✓** for PASS and an **F** for FAIL

MINIMUM TO PASS: 5 FFI 5 of 6 (all worth 1 point)		1 st Test		Retest	
		P	F	P	F
1	Candidate arrives at test station wearing full complete Firefighting gear, with SCBA.				
2	Locates then verbalizes location of main water feeder.				
3*	Closes feeder-main valve fully.				
4	Applies lock out/tag out equipment (if available).				
5	Verbalizes assessing for any additional related hazards.				
6*	Confirms verbally to the examiner that water has been shut off.				
MINIMUM TO PASS: 5, includes all critical skills		TOTALS			
		TOTAL: ONLY <i>if Retesting</i>			

*** FAILURE OF THIS CRITICAL PORTION IS CAUSE FOR FAILURE OF THE ENTIRE SKILL SHEET ***

EXAMINER NAME: (PRINTED) _____ DATE: ____/____/____

EXAMINER SIGNATURE: _____ CIRCLE ONE: FFI: **PASS FAIL**

COORDINATOR REVIEW: INITIALS: _____ DATE: ____/____/____ CIRCLE ONE: FFI: **PASS FAIL**



MASSACHUSETTS FIRE TRAINING COUNCIL FIRE FIGHTER I CERTIFICATION EXAMINATION



CANDIDATE #

Skill Sheet No. FFI 711	Use of a Sprinkler Wedge or Stopper	Passing Score: 70%
NFPA 1001-2019 edition	Objective: 4.3.14, 4.3.18	Date: 07-01-25

Note: Use **✓** for PASS and an **F** for FAIL

MINIMUM TO PASS: 5 FFI 5 of 6 (all worth 1 point)		1 st Test		Retest	
		P	F	P	F
1	Candidate arrives at test station wearing full complete Firefighting gear, with SCBA.				
2	Correctly places ladder and then.				
3	Safely climbs ladder to within reach of sprinkler head.				
4	Inserts a wedge or inserts sprinkler tongs between head arms.				
5	Drives wedge into sprinkler or opens and locks tongs.				
6*	Greatly reduces/stops flow of water from head.				
MINIMUM TO PASS: 5, includes all critical skills		TOTALS			
		TOTAL: ONLY if Retesting			

■* FAILURE OF THIS CRITICAL PORTION IS CAUSE FOR FAILURE OF THE ENTIRE SKILL SHEET ■*

EXAMINER NAME: (PRINTED) _____ DATE: ____/____/____

EXAMINER SIGNATURE: _____ CIRCLE ONE: FFI: **PASS FAIL**

COORDINATOR REVIEW: INITIALS: _____ DATE: ____/____/____ CIRCLE ONE: FFI: **PASS FAIL**



MASSACHUSETTS FIRE TRAINING COUNCIL FIRE FIGHTER I CERTIFICATION EXAMINATION



CANDIDATE #

Skill Sheet No. FFI 712	Open and Close a Sprinkler System Main Drain	Passing Score: 70%
NFPA 1010-2024 edition	Objective: 6.3.14, 6.3.18	Date: 07-01-25

Note: Use ✓ for PASS and an F for FAIL

MINIMUM TO PASS: 5 FFI 5 of 7 (all worth 1 point)		1 st Test		Retest	
		P	F	P	F
1	Candidate arrives at test station wearing full complete Firefighting gear, with SCBA.				
2*	Ensures then verbalizes water supply valves are closed.				
3	Applies lock out/tag out equipment (if available).				
4	Opens the main drain valve.				
5*	Opens the main drain fully and confirms when completed.				
6	Verbalize when flow has stopped.				
7*	Close the main drain valve fully.				
MINIMUM TO PASS: 5, includes all critical skills		TOTALS			
		TOTAL ONLY if Retesting			

■* FAILURE OF THIS CRITICAL PORTION IS CAUSE FOR FAILURE OF THE ENTIRE SKILL SHEET ■*

EXAMINER NAME: (PRINTED) _____ DATE: ____/____/____

EXAMINER SIGNATURE: _____ CIRCLE ONE: FFI: **PASS FAIL**

COORDINATOR REVIEW: INITIALS: _____ DATE: ____/____/____ CIRCLE ONE: FFI: **PASS FAIL**



CANDIDATE #

Note: Use **✓** for PASS and an **F** for FAIL

TOTAL: ONLY *if Retesting*

COORDINATOR REVIEW: INITIALS: _____ DATE: ____/____/____ CIRCLE ONE: FFI: **PASS** **FAIL**



Note: Use ✓ for PASS and an **F** for FAIL

TOTAL: ONLY *if Retesting*

COORDINATOR REVIEW: INITIALS: _____ DATE: ____/____/____ CIRCLE ONE: FFI: **PASS** **FAIL**



Note: Use **✓** for PASS and an **F** for FAIL

TOTAL: ONLY *if Retesting*

COORDINATOR REVIEW: INITIALS: _____ DATE: ____/____/____ CIRCLE ONE: FFI: **PASS** **FAIL**

[illegible]



Skill Sheet No. FFI 806	Extinguish a Vehicle Fire- First Backup	Passing Score: 70%
NFPA 1010-2024 edition	Objective: 6.3.7	Date: 07-01-25

MINIMUM TO PASS: 8		FFI 8 of 11 (all worth 1 point)		1 st Test		Retest	
				P	F	P	F
1	Candidate arrives at test station wearing full complete Firefighting gear, with SCBA.						
2	Continuously observes and verbalizes noted fire behavior and smoke conditions.						
3	Takes a position on the same side of the hoseline relative to nozzle firefighter.						
4*	Carries a forcible entry tool.						
5	Advances hoseline based on the need of the nozzle firefighter.						
6	Removes kinks in hoseline.						
7*	Opens vehicle compartments to expose potential hidden fires (doors, hood, trunk).						
8*	Overhauls burning materials with the tool (NOT hands).						
9*	Orders the nozzle firefighter back to wet burning materials, if necessary.						
10*	Ensures the fire is overhauled and extinguished.						
11*	The candidate completed all tasks safely and efficiently per instructions.						
MINIMUM TO PASS: 8 includes all critical skills		TOTALS					
TOTAL: ONLY <i>if Retesting</i>							

*** FAILURE OF THIS CRITICAL PORTION IS CAUSE FOR FAILURE OF THE ENTIRE SKILL SHEET ***

EXAMINER NAME: (PRINTED) _____ DATE: / /

EXAMINER SIGNATURE: _____ CIRCLE ONE: FFI: **PASS** **FAIL**

COORDINATOR REVIEW: INITIALS: _____ DATE: ____/____/____ CIRCLE ONE: FFI: **PASS** **FAIL**



MASSACHUSETTS FIRE TRAINING COUNCIL FIRE FIGHTER I CERTIFICATION EXAMINATION



CANDIDATE #

Skill Sheet No. FFI 807	Extinguish a Vehicle Fire- Second Backup	Passing Score: 70%
NFPA 1010-2024 edition	Objective: 6.3.7	Date: 07-01-25

Note: Use ✓ for PASS and an **F** for FAIL

MINIMUM TO PASS: 8 FFI 8 of 11 (all worth 1 point)		1 st Test		Retest	
		P	F	P	F
1	Candidate arrives at test station wearing full complete Firefighting gear, with SCBA.				
2	Continuously observes and verbalizes noted fire behavior and smoke conditions.				
3	Takes a position on the same side of the hoseline relative to nozzle firefighter.				
4	Advances hoseline based on the need of the nozzle firefighter.				
5*	Removes kinks in hoseline.				
6	Advances hoseline based upon the need of the nozzle firefighter.				
7	Moves up toward vehicle if called by the nozzle or first backup firefighter, or once the need for more hose ceases.				
8*	Assists first backup firefighter with opening vehicle compartments.				
9*	Assists with overhauling burning materials (with tool NOT hands).				
10*	Ensures the fire is overhauled and extinguished.				
11*	The candidate completed all tasks safely and efficiently per instructions.				
MINIMUM TO PASS: 8, includes all critical skills		TOTALS			
TOTAL: ONLY if Retesting					

■* FAILURE OF THIS CRITICAL PORTION IS CAUSE FOR FAILURE OF THE ENTIRE SKILL SHEET ■*

EXAMINER NAME: (PRINTED) _____ DATE: ____/____/____

EXAMINER SIGNATURE: _____ CIRCLE ONE: FFI: **PASS** **FAIL**

COORDINATOR REVIEW: INITIALS: _____ DATE: ____/____/____ CIRCLE ONE: FFI: **PASS** **FAIL**



Note: Use ✓ for PASS and an **F** for FAIL

*** FAILURE OF THIS CRITICAL PORTION IS CAUSE FOR FAILURE OF THE ENTIRE SKILL SHEET ***

EXAMINER NAME: (PRINTED) _____ DATE: ____/____/____

EXAMINER SIGNATURE: _____ CIRCLE ONE: FFI: **PASS FAIL**

COORDINATOR REVIEW: INITIALS: _____ DATE: ____/____/____ CIRCLE ONE: FFI: **PASS FAIL**

*** FAILURE OF THIS CRITICAL PORTION IS CAUSE FOR FAILURE OF THE ENTIRE SKILL SHEET ***

[illegible]

COORDINATOR REVIEW: INITIALS: _____ DATE: ____/____/____ CIRCLE ONE: FFI: **PASS** **FAIL**

[illegible]



CANDIDATE #

Note: Use ✓ for PASS and an F for FAIL

TOTAL: ONLY *if Retesting*

COORDINATOR REVIEW: INITIALS: _____ DATE: ____/____/____ CIRCLE ONE: FFI: **PASS** **FAIL**

COORDINATOR REVIEW: INITIALS: _____ DATE: ____/____/____ CIRCLE ONE: FFI RETEST: **PASS** **FAIL**



MASSACHUSETTS FIRE TRAINING COUNCIL
FIRE FIGHTER I CERTIFICATION EXAMINATION



CANDIDATE #

Skill Sheet No. FFI 817 S	COMBATING GROUNDCOVER FIRE SIMULATION	Passing Score: 70%
NFPA 1010-2024 edition	Objective: 6.3.19	Date: 07-01-25

Note: Use **✓** for PASS and an **F** for FAIL

MINIMUM TO PASS: 5		FFI 5 of 6 (all worth 1 point)		1 st Test		Retest	
				P	F	P	F
1	Given an assignment, correctly identifies and minimizes threats.						
2	Identifies and protects exposures, as necessary and reports threats.						
3	Determines and provides appropriate tactics to extinguish the fire; create a fire line or suppression with handline, portable extinguisher, or hand tool.						
4	Ensures the fires are suppressed.						
5	Completes evolution as necessitated by scenario.						
6*	Obtains a minimum score of 70% on post-incident analysis.						
MINIMUM TO PASS: 5, includes all critical skills							
TOTALS							
TOTAL: ONLY <i>if Retesting</i>							

*** FAILURE OF THIS CRITICAL PORTION IS CAUSE FOR FAILURE OF THE ENTIRE SKILL SHEET ***

EXAMINER NAME: (PRINTED) _____ DATE: ____/____/____

EXAMINER SIGNATURE: _____ CIRCLE ONE: FFI: **PASS** **FAIL**

COORDINATOR REVIEW: INITIALS: _____ DATE: ____/____/____ CIRCLE ONE: FFI: **PASS** **FAIL**

[illegible]