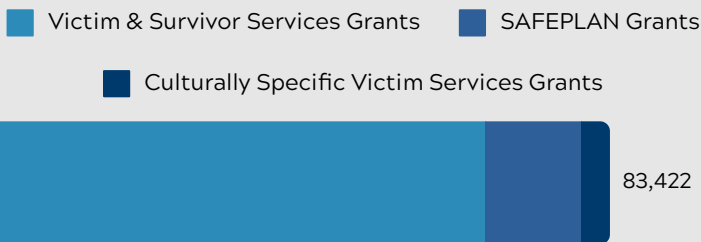


## DATA MOVA COLLECTS FROM FUNDED ORGANIZATIONS:

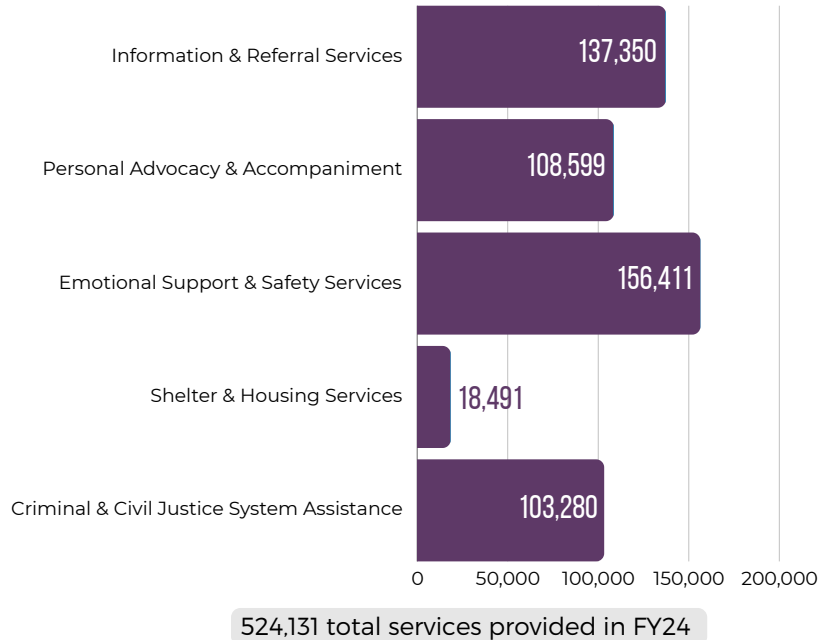
- **Individuals Served:** Number of individuals served and demographic information on those served
- **Services Provided:** Number and types of services provided
- **Victimization/Crime Type:** Types of crime or victimization experienced by individuals served

From July 1, 2023 - June 30, 2024

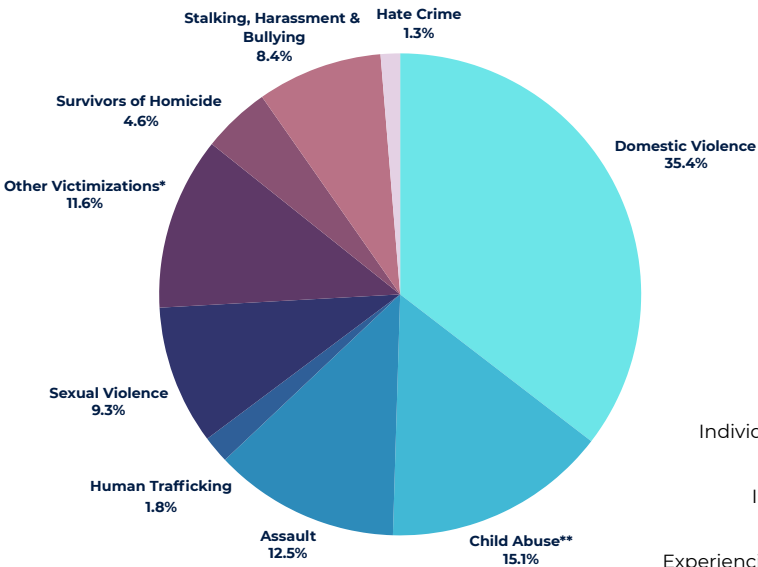
83,422 individuals were served by 101 organizations



## NUMBER OF SERVICES PROVIDED



## VICTIMIZATION/CRIME TYPE SERVED



**\*Other Victimization Includes:**  
 Arson  
 Burglary  
 Community Violence  
 Identity Theft/Fraud/Financial Crime  
 Mass Violence  
 Robbery  
 Terrorism  
 Witness to Violence

**\*\*Child Abuse Includes:**  
 Child Physical Abuse or Neglect  
 Child Pornography  
 Child Sexual Abuse/Assault  
 Kidnapping

## SPECIAL CLASSIFICATIONS



Approximately 1 in 5 individuals served in FY24 self-identified in one of the below categories

