

Hampden County

Agawam Corporate Center
67 Hunt Street, Suite 116
Agawam, MA 01001
Phone 413-737-1344
Fax 413-732-7999

Board Members

Richard Theroux*, Laurel Placzek,
Karl Schmaelzle, Patricia Donovan,
Patrick O'Neil
*indicates Chairperson

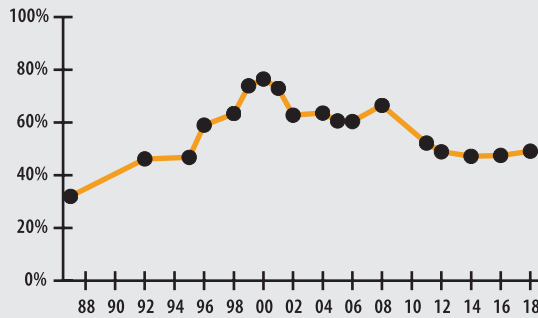
Board Administrator

Julianne Bartley

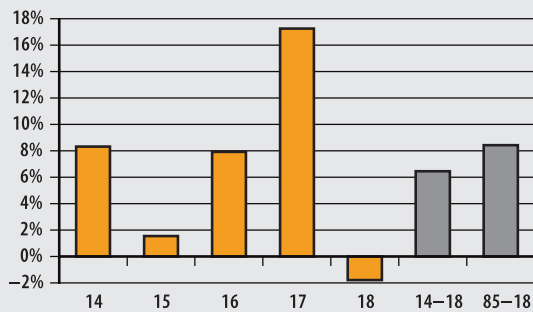
Board Meeting

The next to last business day of
every month at 10:00 am

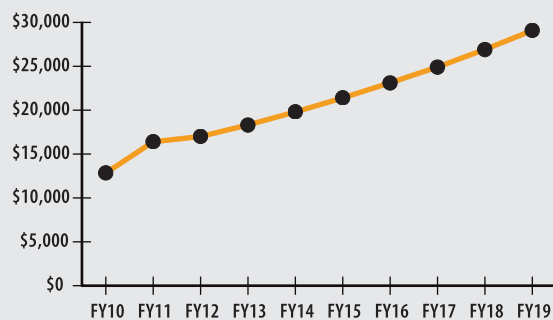
FUNDED RATIO (1987-2018)



INVESTMENT RETURN (2014-2018, 5 YEAR AND 34 YEAR AVERAGES)



10-YEAR HISTORY OF APPROPRIATIONS (IN THOUSANDS)



INVESTMENT RETURN HISTORY

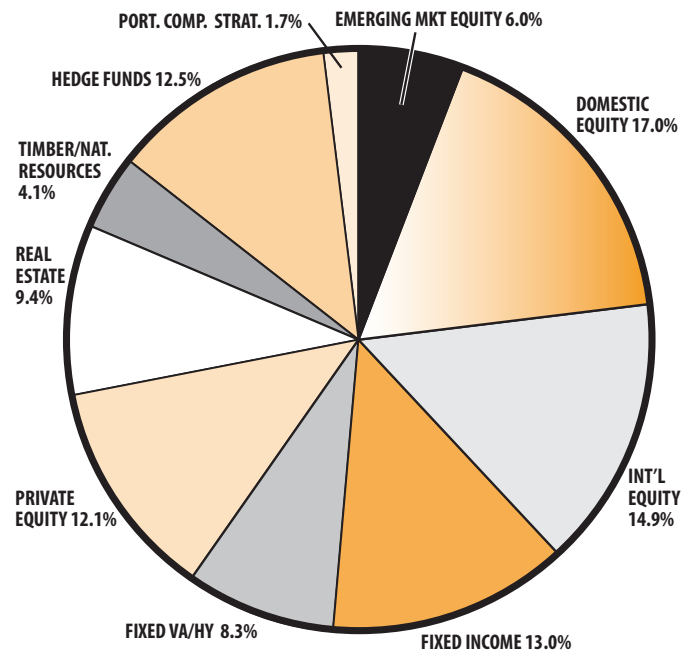
<u>34 years 2018</u>	<u>33 years 2017</u>	<u>32 years 2016</u>
8.45%	8.77%	8.52%
<u>10 years 2018</u>	<u>10 years 2017</u>	<u>10 years 2016</u>
8.80%	5.89%	4.89%
<u>5 years 2018</u>	<u>5 years 2017</u>	<u>5 years 2016</u>
6.46%	9.78%	8.99%

ACTUARIAL

▶ Funded Ratio	49.1%
▶ Date of Last Valuation	1/1/18
▶ Actuary	Segal
▶ Assumed Rate of Return	7.50%
▶ Funding Schedule	4.0% Increasing Phase-In
▶ Year Fully Funded	2036
▶ Unfunded Liability	\$370.6 M
▶ Total Pension Appropriation (Fiscal 2019)	\$29.1 M

	ACTIVE	RETIRED
▶ Number of Members	2,687	1,711
▶ Total Payroll/Benefit	\$109.7 M	\$37.2 M
▶ Average Salary/Benefit	\$40,800	\$21,700
▶ Average Age	48	74
▶ Average Service	11.5 years	NA

ASSET ALLOCATION (12/31/18)



EARNED INCOME OF DISABILITY RETIREES (2017)

▶ Number of Disability Retirees	99
▶ Number Who Reported Earnings	31
▶ Number of Excess Earners	1
▶ Total Amount of Refund Due	\$67.23

▶ 2018 Return	-1.77%
▶ 2018 Market Value	\$356.8 M
▶ 2014-2018 (Annualized)	6.46%
▶ 1985-2018 (Annualized)	8.45%