

Highway Administrator's Report

Jonathan L. Gulliver

June 2020

Assisting Communities Through COVID Re-Opening

In addition to the Safer Streets Grant Program....

175 total barriers to provide safe areas to accommodate physical distancing

- Medford – 20
- Beverly – 53
- Marblehead – 30
- Burlington – 10
- Salem – 38
- Bedford – 24

VMS Boards to:

- Lowell Testing Site
- Manchester-By-The-Sea
- Everett
- Barnstable County
- Wellfleet
- Brewster
- Joint Base Cape Cod




Cape Cod Canal Area

Memorandum of Understanding (MOU)

- MOU between MassDOT and USACE
- Will outline roles and responsibilities of the two parties
- Thank you to Colonel William M. Conde, District Engineer, Commander USACE

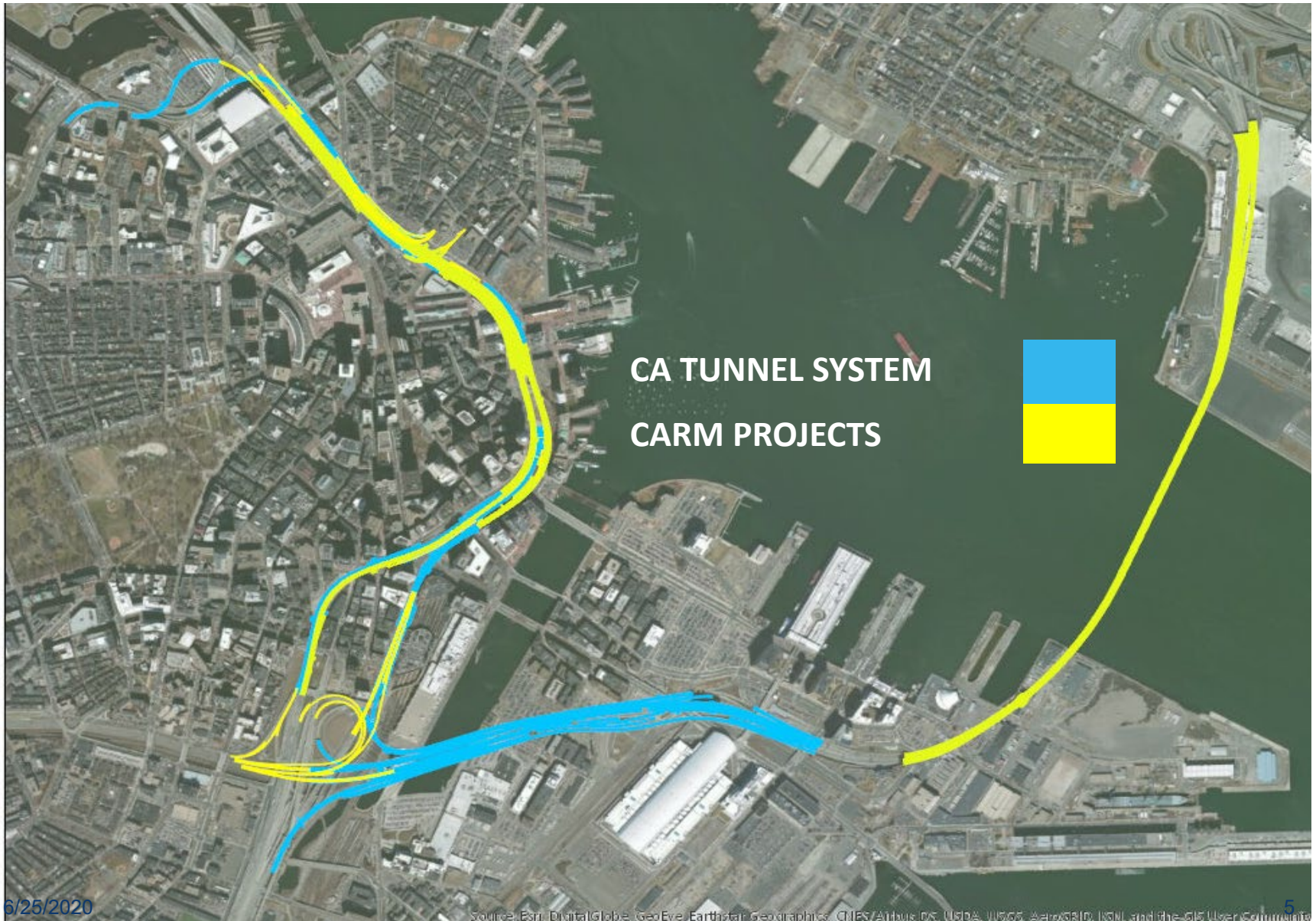
2021 Capital Investment Plan

- Cape Cod Canal Infrastructure
- CIP programed - \$12 Million in 2021
- After 2021 - \$8 Million programmed



CARM Update

- Limited to CA/T infrastructure and specific to deficiencies resulting from *substandard construction or design*
- Not a CA/T maintenance fund
- FHWA and MassDOT agree to eligibility of an activity and (*where applicable*) a fund participation rate
- remaining contribution from other state sources (e.g. MHS)
- Participation rate largely dependent upon useful life remaining of the asset



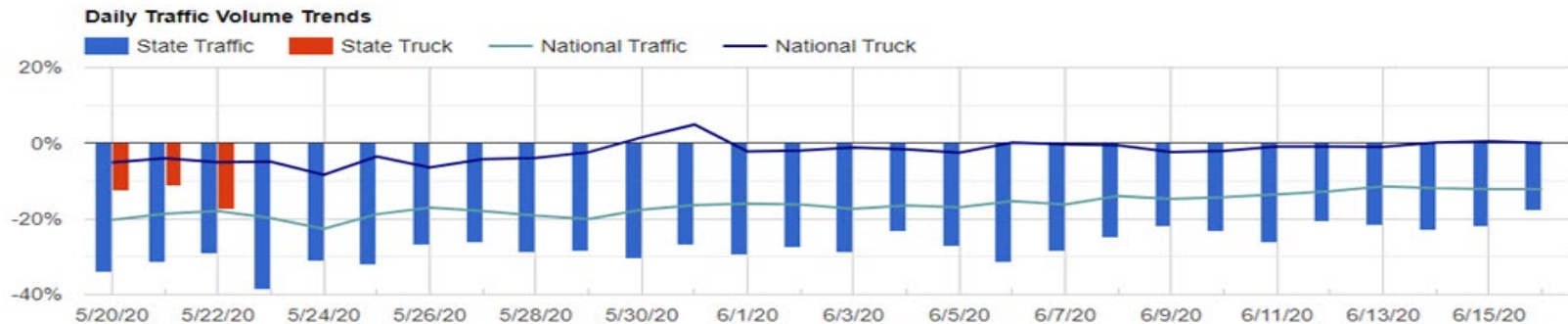
Major Current Projects

PROJECT #	TITLE	PHASE	VALUE	NOTE	ADVERTISEMENT DATE
607883	Microsilica Replacement Contract 1	construction	\$7.7M	13% Completion	1/13/2018
609121	TWT Tunnel Lighting Repairs	construction	\$37.3M	6% Complete	3/9/2019
609122	I93 Tunnel Lighting Repairs	procurement	\$38.5M	Bids Opened	11/23/2019
608895	Microsilica Replacement Contract 2	Procurement	\$18.4M	Bids Opened	2/22/2020
609318	I90EB & Ramps Lighting Repairs	design	\$56.7M		11/7/2020
609343	I90WB & Ramps Lighting Repairs	design	\$24.9M		5/1/2021
609346	I93NB/SB Ramps Lighting Repairs	design	\$50.6M		10/30/2021
608896	Microsilica Replacement Contract 3	design	\$11.1M		11/19/2022

Trust Fund Next Steps

- CARM spending expected to ramp up significantly as major projects reach production levels
 - Ted Williams Tunnel Lighting Replacement
 - Tip O'Neill Tunnel Lighting Replacement
 - I90 EB Connector Lighting Replacement
 - Microsilica Replacement Contract 2
- \$41 M forecasted for 2021 CIP
- Field work for 2021 MHS Triennial Inspection will begin this fall (report expected fall 2021)

2020 Traffic Monitoring



24 count locations

Traffic volumes continue to grow at a rate of about 4% or 5% each week.

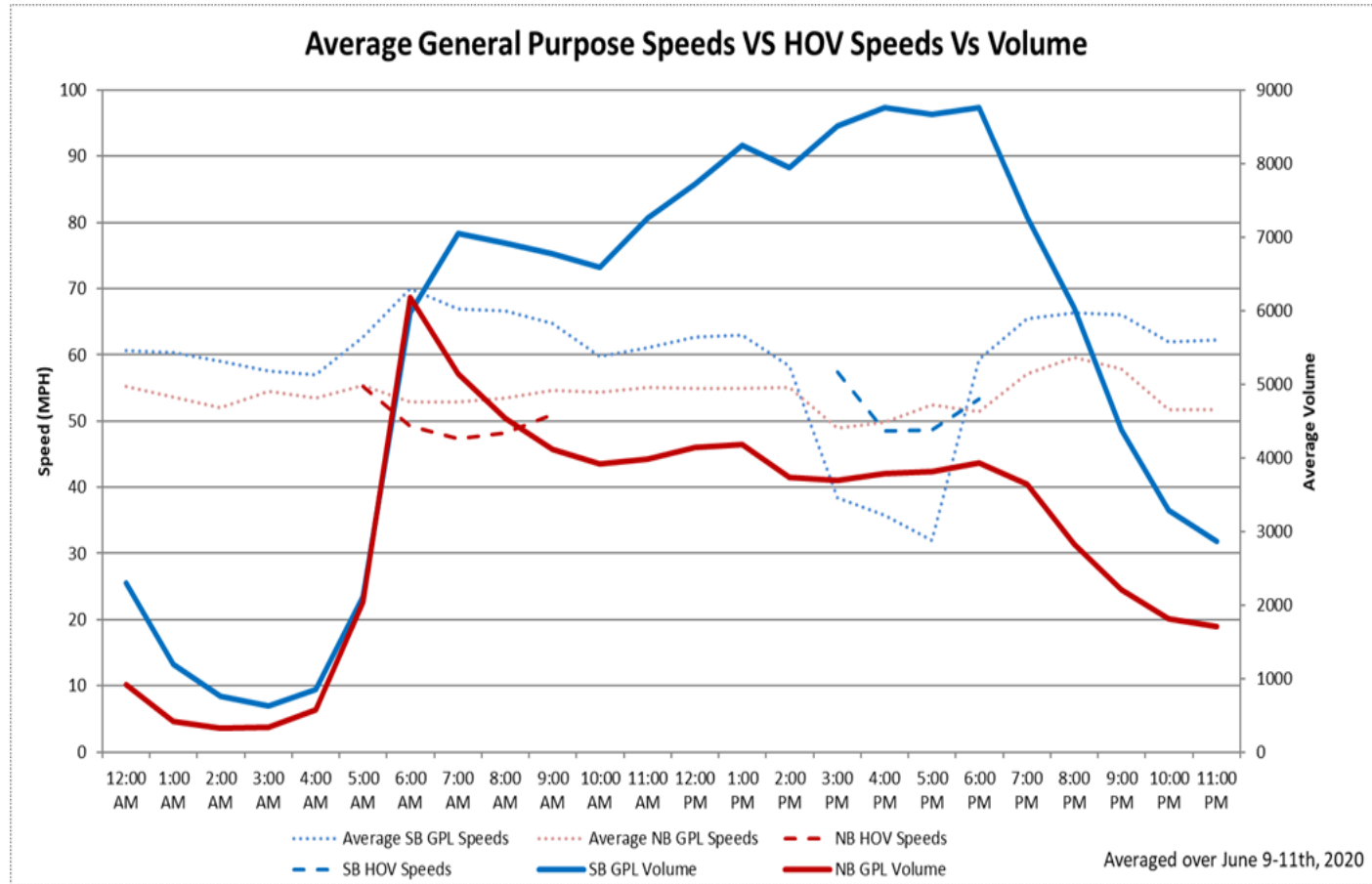
The I-90 locations are still seeing a larger difference in 2020 vs 2019 volume compared to the non-I-90 locations. 2020 volumes at non-I-90 locations are 27% lower than 2019 while 2020 I-90 volumes are 43% lower than 2019.

During the week of June 8, 2020, District 5's traffic volumes were 18% lower than corresponding 2019 traffic volumes. Conversely, District 6's traffic volumes were 48% lower than corresponding 2019 traffic volumes.


HOV Lane on I-93 (Southeast Expressway)

Data from June 21, 2017 from CTPS shows that **2,492** vehicles used the NB HOV lane between 7 and 9 am.

This compares to **885** vehicles during the same time period on June 17, 2020.



Less than 10% of the total volume on the Southeast Expressway is using the HOV lanes during



Microsilica Overlay Removal

Ted Williams Tunnel Lighting Replacement

