



## Suicides, Suicidal Ideation, and Suicide Attempts Among Hispanic/Latinx Individuals 2020

**49**

Suicides among  
Hispanic/Latinx  
individuals  
in 2020

**5.6**

Per 100,000  
Suicide rate  
among Hispanic/  
Latinx individuals  
in 2020

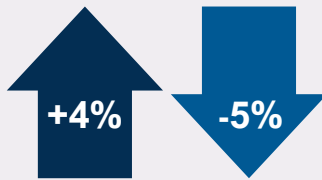
**13%**

Proportion of the  
MA population that  
is Hispanic/  
Latinx



**1 in 12** of all MA suicide  
deaths in 2020 were among  
Hispanic/Latinx individuals

### Suicide Rate Changes 2019 to 2020




Hispanic/Latinx    MA overall

Despite overall  
declines, suicide rates  
among Hispanic/Latinx  
individuals rose  
in 2020

**31%**

of Hispanic/Latinx suicide  
decedents were born  
outside of the US,  
compared to **11%**  
among all suicides in MA

Among Hispanic/Latinx  
individuals,



compared to **1 in 9**  
among all suicides in MA

Hispanic/Latinx males were



**3x**

more likely to die by  
suicide compared to  
Hispanic/Latinx females

Firearms were used in



suicides among Hispanic/  
Latinx individuals in MA  
compared to **2 in 5** suicides  
among Hispanics nationally

### Among Hispanic/Latinx Suicide Decedents:



**73%** had a known current  
mental health condition



**31%** had a known alcohol/  
substance use issue

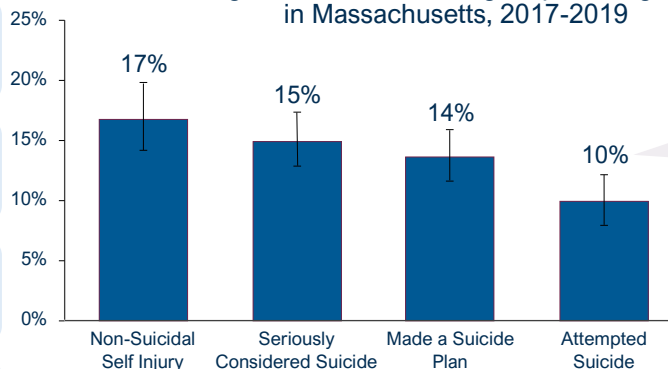


**24%** had a known intimate  
partner problem



**10%** had a known job/financial  
problem

### Suicidal Thinking and Behavior Among Hispanic High School Students in Massachusetts, 2017-2019



Hispanic  
students were  
significantly  
more likely to  
report  
attempting  
suicide than the  
overall student  
population



**Help is available 24/7.**  
Contact the Suicide and Crisis Lifeline:  
**Call:** 988 (Press 2 for Spanish)  
**Text:** 988 (English Only)  
**Chat:** [988lifeline.org](https://988lifeline.org) (English Only)

Live calling in  
Spanish and English  
Interpretation  
services available in  
240+ languages

**Data Sources:** Massachusetts Violent Death Reporting System (MAVDRS), Massachusetts Department of Public Health (DPH); MA Youth Risk Behavior Survey (YRBS) 2017-2019 weighted data; CDC WISQARS