



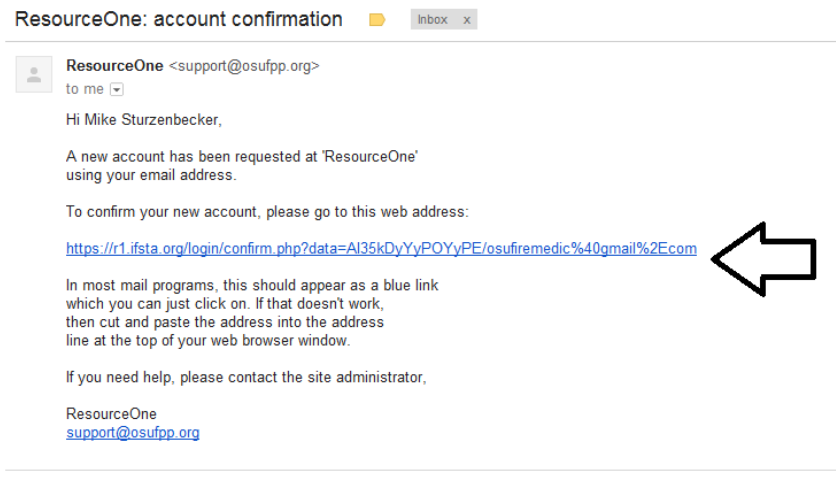
Massachusetts Firefighting Academy

IFSTA ResourceOne Account Creation and Login Instructions

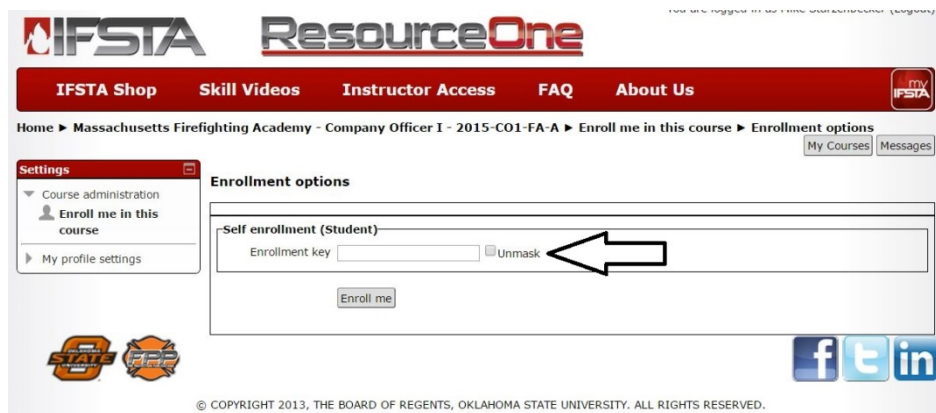
Step 1: To enroll in your course, please click on the course enrollment link that was provided to you by email from the MFA. You will then be prompted to create a new account. **If you have an existing ResourceOne account, please log in and skip to Step 4.**

Step 2: Create your account by providing the required information. Please remember that your password must have 8 characters and include an upper case letter, a lower case letter, and a number. Please also remember to click on the terms of acceptance at the bottom of the form.

Step 3: You will receive an email generated from the system to confirm your account. Please click on the link in the email to proceed to enrollment verification.



Step 4: Please enter the enrollment key (also provided in the MFA email) in the space provided and then click the Enroll Me button.

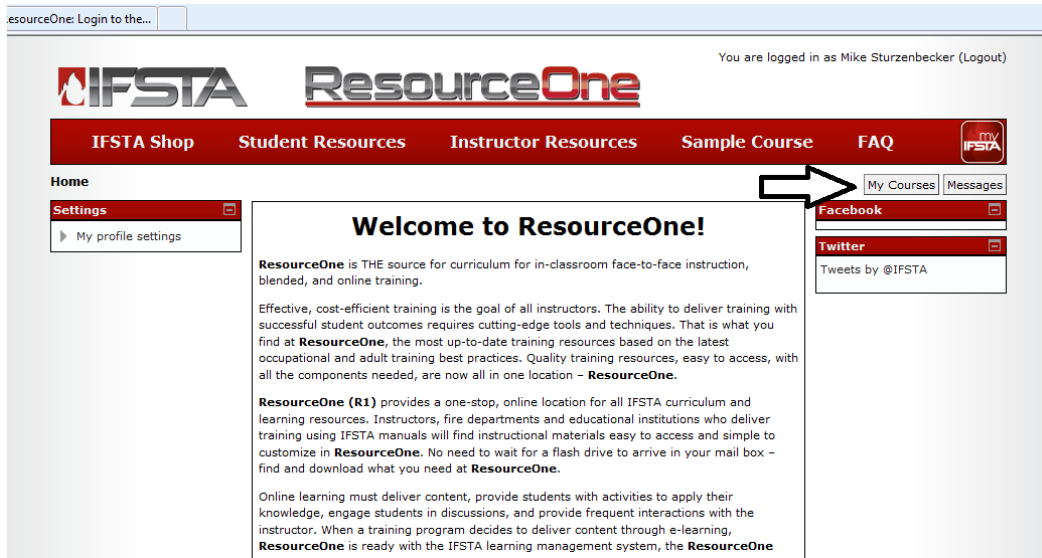


Enrollment in your Massachusetts Firefighting Academy course is now complete.

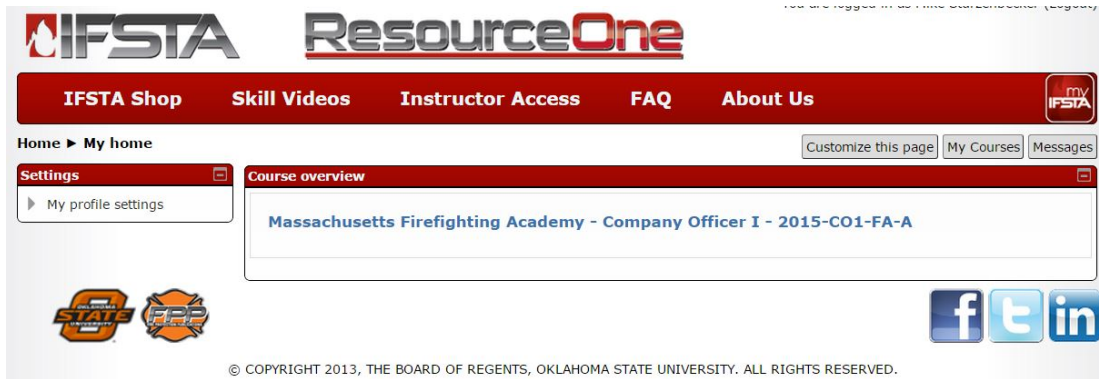


Course Access

To access your course in the future, go to <https://r1.ifsta.org/login/index.php> and log in using your user name and password. The email address you used to create your account is your user name. Once logged in, click on My Courses in the upper right corner of your screen.



You will then see the link to enter your course.



Account Creation or Login Issue?

Please Contact IFSTA Technical Support:

1 (800) 654-4055

support@ifsta.org