

# People with Disabilities Equity Dashboard Project



3/12/2024

# Agenda

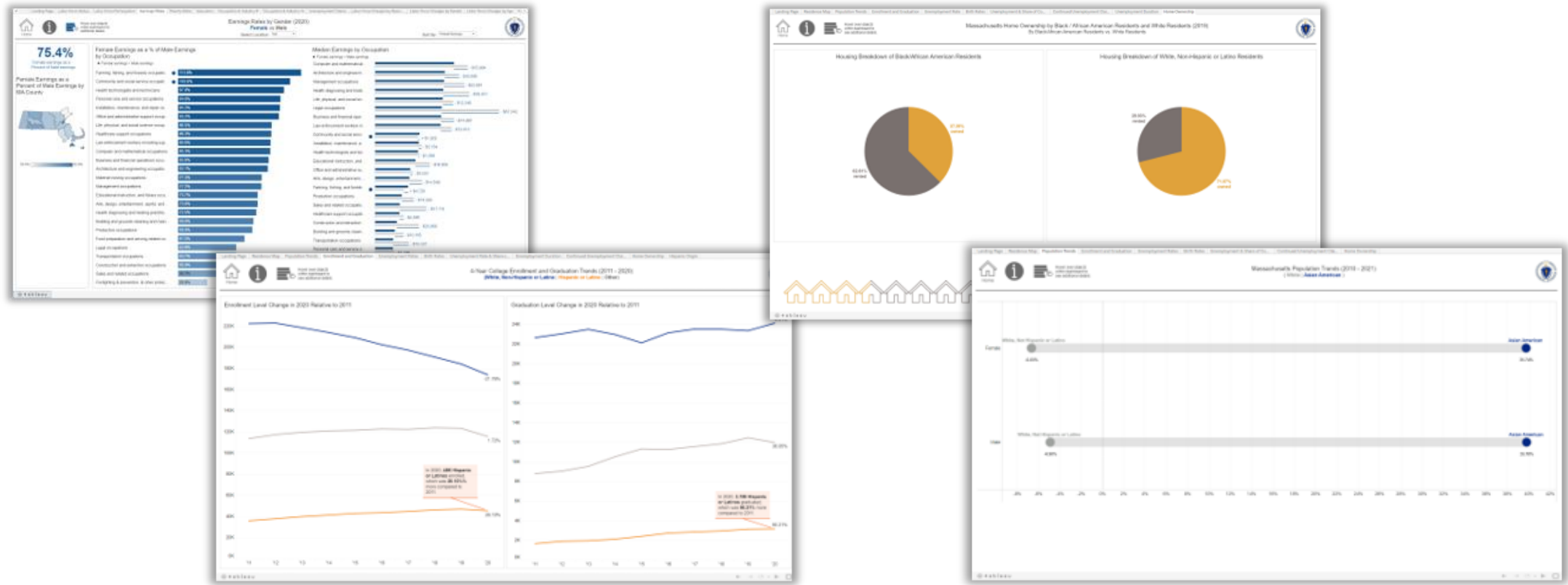
- Background on Equity Dashboard Project and Updates for 2024
- People with Disabilities Equity Dashboard Project Framework
- Key Insights
- Dashboard Demo
- Next Steps

## Goals

- Provide context for the development that went into the dashboard and learnings from the process
- Opportunity to provide feedback on the dashboards that can be incorporated in the final product
- Align on next steps, particularly on the dashboard release plan

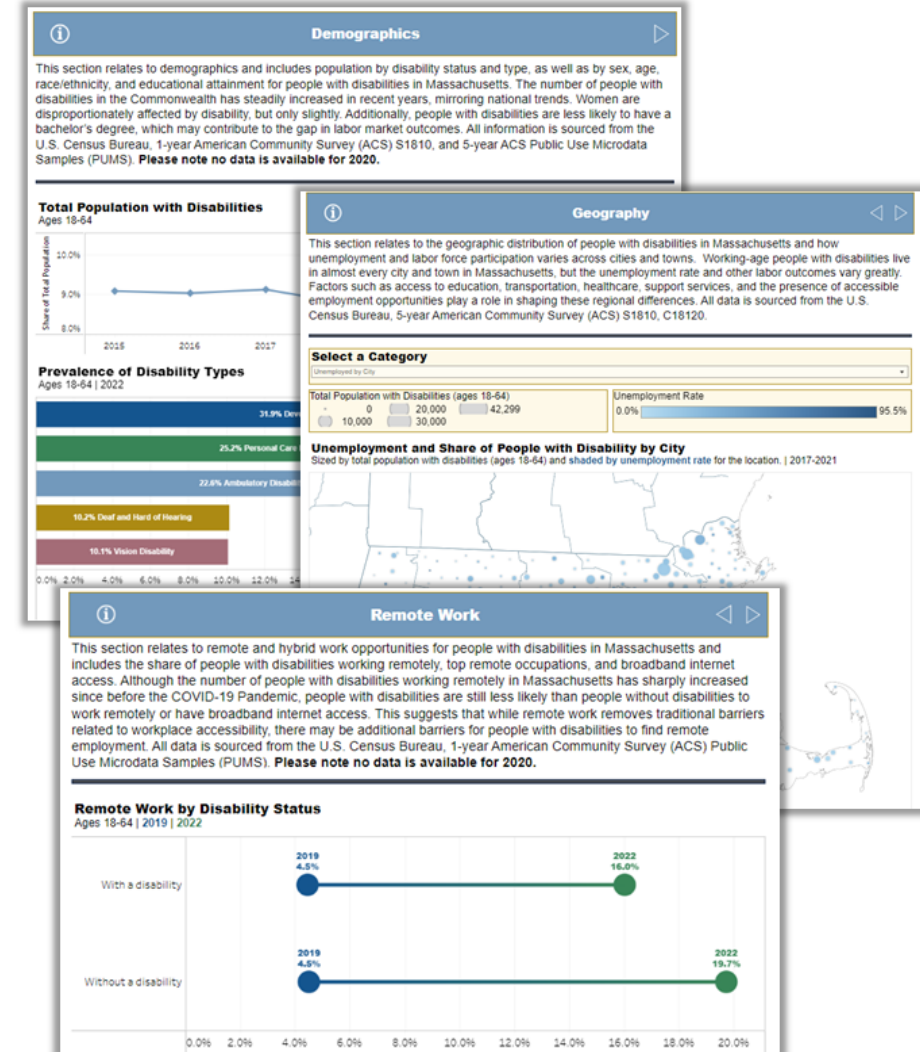
# Existing Equity Dashboards

- Mission of Equity Dashboard Project
- Original scope of work (Hispanic/Latino, African American/Black, Asian American, Women in Workforce)



# People with Disabilities Equity Dashboard Project

- First Equity Dashboard Project to be built completely in-house
- Increased Stakeholder Engagement
- Design and accessibility updates
- Larger package with additional offerings

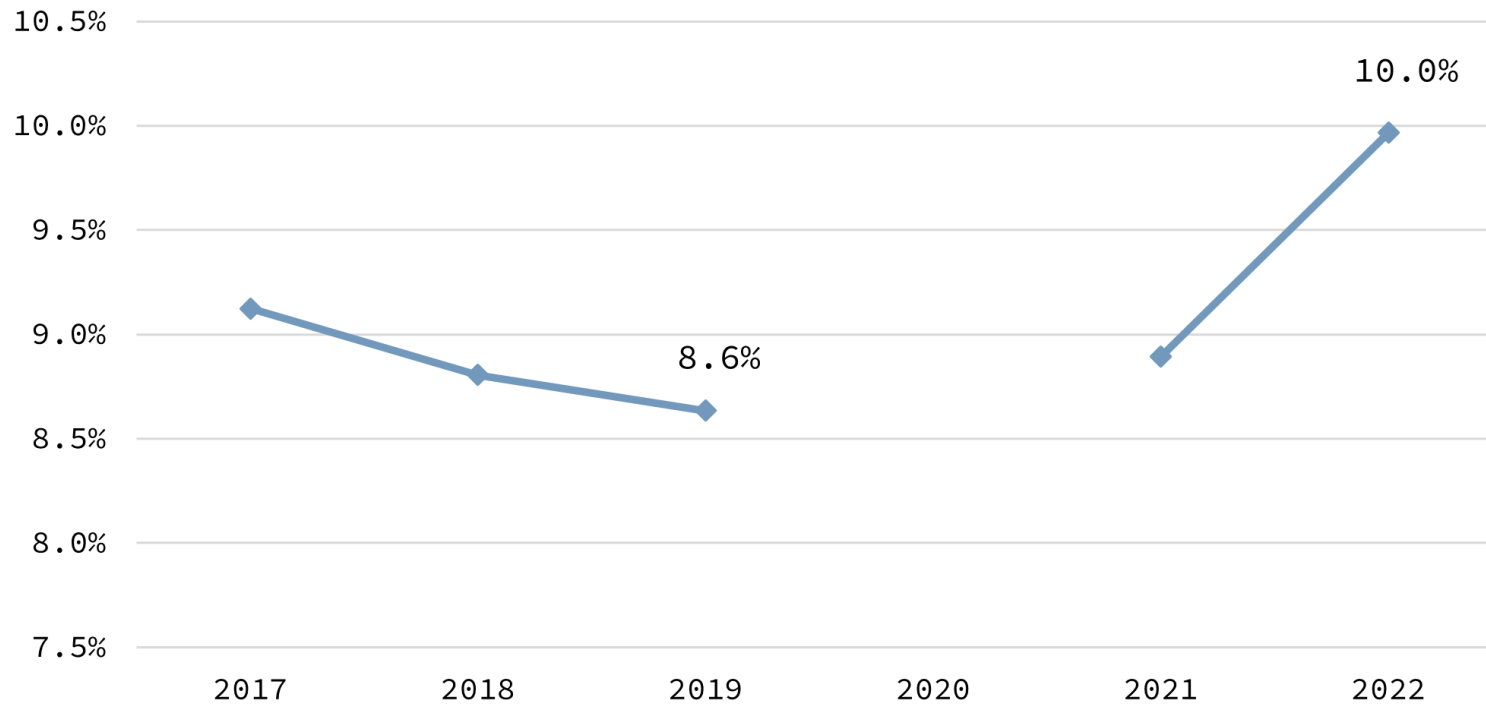


# **Insights & Key Takeaways**

## The proportion of people with disabilities in Massachusetts has increased since 2019

Ages 18-64

% Population with Disabilities



**Source:** U.S. Census Bureau, 1-year American Community Survey S1810





# 2.2%

Labor Force Participation Rate for  
People with Disabilities, 2019 to 2022

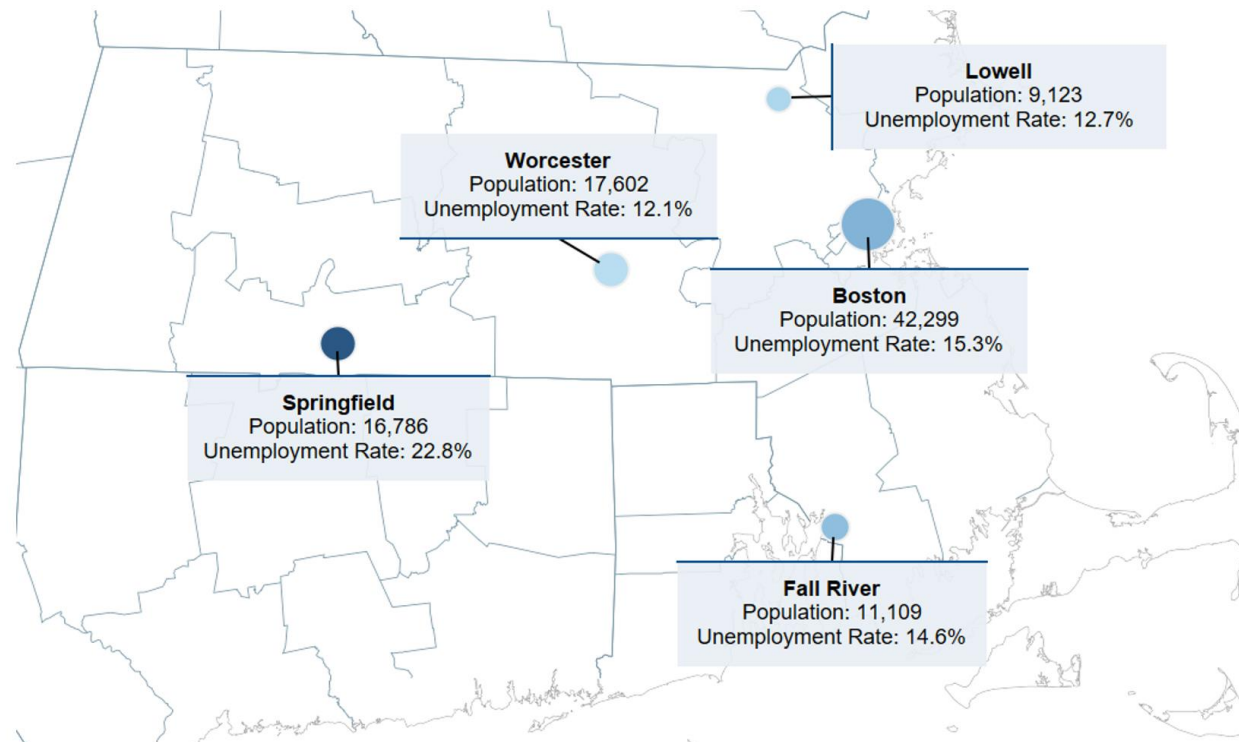
Between 2019 and 2022, the labor force participation rate for people with disabilities in Massachusetts has increased by 2.2%.

**Source:** U.S. Census Bureau, 1-Year American Community Survey C18120



## 20% of people with disabilities in MA live in Boston, Worcester, Springfield, Fall River, and Lowell

Population with disabilities & unemployment rate for people with disabilities (ages 18-64)



**Source:** U.S. Census Bureau, 5-year American Community Survey C18120 (2017-2021)





## Top 3 Occupations



### Office and Admin Support

17,948 or 12.6% of employed people with disabilities in Massachusetts work in Office and Admin Support occupations with a median salary of \$36,400.



### Transportation and Material Moving

12,682 or 8.9% of employed people with disabilities in Massachusetts work in Transportation and Material Moving occupations with a median salary of \$32,647.



### Sales and Related

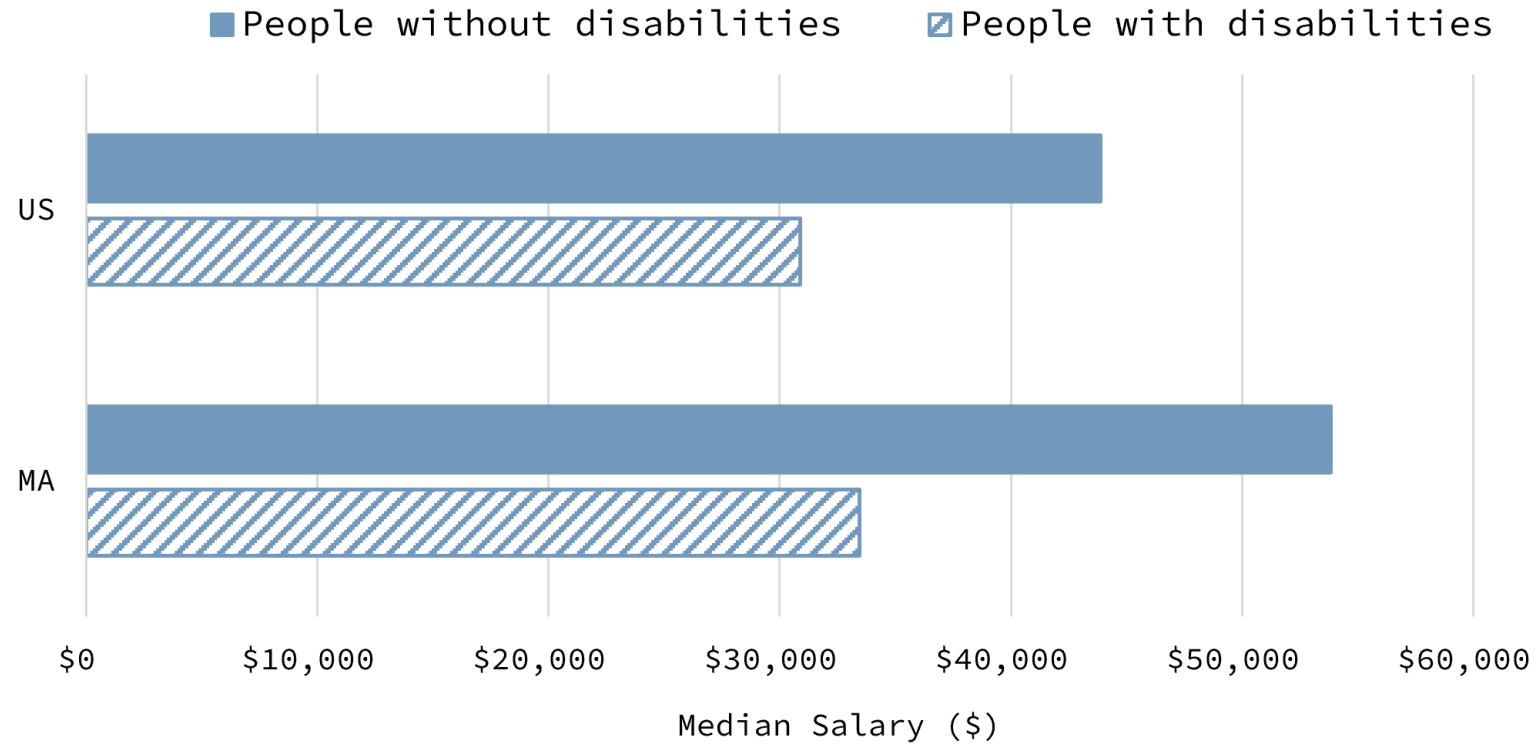
12,641 or 8.9% of employed people with disabilities in Massachusetts work in Sales Related occupations with a median salary of \$44,705.

**Source:** U.S. Census Bureau, 5-year American Community Survey Public Use Microdata Samples (2017-2022)



## The median salary gap for people with disabilities is larger in MA than the US

Ages 16+



**Source:** U.S. Census Bureau, 1-year American Community Survey B18140 (2022)



**+ 360%**

16% of people with disabilities worked remotely in 2022  
compared to 4.5% in 2019. That's almost a 360% increase!

**Source:** U.S. Census Bureau, 1-year American Community  
Survey Public Use Microdata Samples



**Thank You!**