

**Expedited Psychiatric Inpatient Admission Dashboard – January 2019<sup>1</sup>**

Expedited Psychiatric Inpatient Admission Dashboard	January 2019				December 2018		Variance (Dec. vs. Jan.)		Percent Change (Dec. vs. Jan.)		YTD		
	Referrals	Time to Placement (Days) <sup>2</sup>		Referrals	ATP <sup>3</sup>	Referrals	ATP <sup>3</sup>	Referrals	ATP <sup>3</sup>	Referrals	ATP <sup>3</sup>		
		Average	Max										
<b>SUMMARY</b>	45	1.49	5	47	1.68	-2	-0.19	-4%	-11%	483	2.01		
<b>Age Groups</b>													
0-12	10	22%	1.50	5	29	62%	1.69	-19	-0.19	-66%	-11%	158	2.45
13-17	8	18%	0.88	2	4	9%	1.25	4	-0.37	100%	-30%	90	1.84
<i>Subtotal: 0-17</i>	18	40%	1.22	5	33	71%	1.64	-15	-0.42	-45%	-26%	248	2.23
18-22	1	2%	1.00	1	1	2%	1.00	0	0.00	0%	0%	35	2.43
23-64	19	42%	1.79	5	12	26%	1.92	7	-0.13	58%	-7%	163	1.68
65+	7	16%	1.43	3	1	2%	1.00	6	0.43	600%	43%	37	1.57
<b>Insurance Coverage</b>													
Commercial	1	2%	1.00	1	7	15%	1.14	-6	0.14	-86%	-12%	69	2.82
Health Safety Net	2	4%	3.50	5	0	0%	---	2	3.50	---	---	9	1.67
MassHealth ACQ/MCO <sup>4</sup>	15	33%	1.60	5	26	53%	1.77	-11	-0.17	-42%	-10%	174	2.24
MassHealth Fee-for-Service	2	4%	2.00	4	0	0%	---	2	2.00	---	---	13	1.77
MassHealth (Unspecified)	0	0%	---	---	2	4%	1.00	-2	-1.00	-100%	---	67	1.76
Medicare Only	3	7%	0.67	2	1	2%	1.00	2	-0.33	200%	-33%	26	2.00
Medicaid only - Out of State	2	4%	2.50	5	1	2%	2.00	1	0.50	100%	25%	11	2.45
Medicaid-Medicare	10	22%	1.30	3	3	6%	1.33	7	-0.03	233%	-2%	49	1.57
Tricare (VA)	1	2%	1.00	1	0	0%	---	1	1.00	---	---	2	1.00
Uninsured	9	20%	1.49	3	7	15%	2.29	2	-0.8	29%	-35%	63	1.44
<b>State Agency Engagement</b>													
DCF	10		1.40	5	8		2.00	2	-0.6	25%	-30%	88	2.63
DDS	2		3.00	5	2		1.50	0	-1.50	0%	100%	30	3.17
DMH	8		1.25	3	0		---	8	1.25	---	---	50	1.90
DYS	0		---	---	0		---	0	0.00	---	---	3	1.67

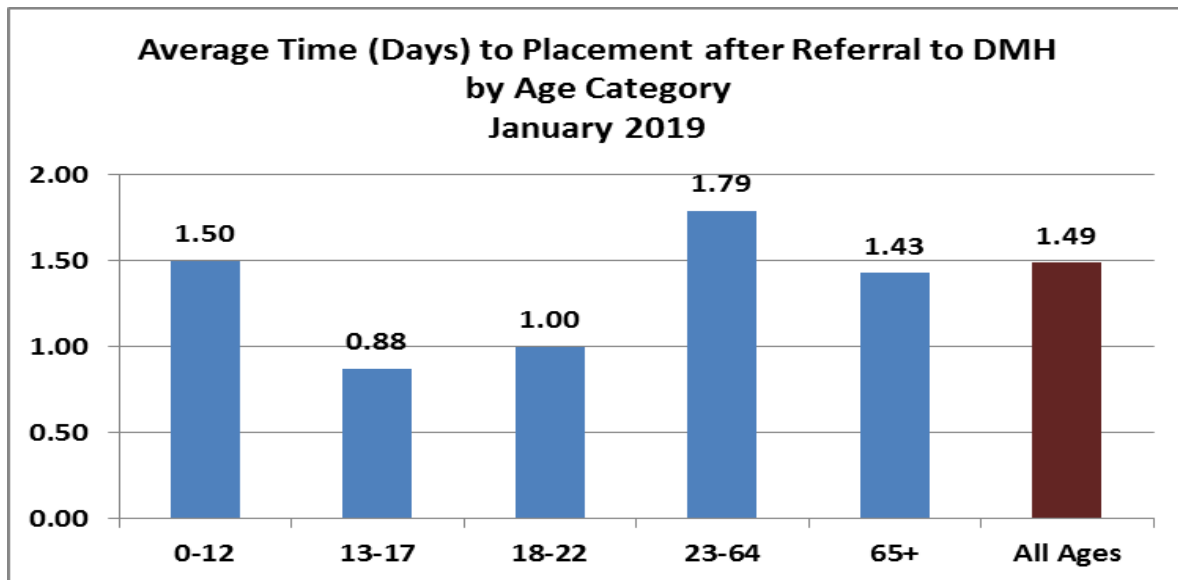
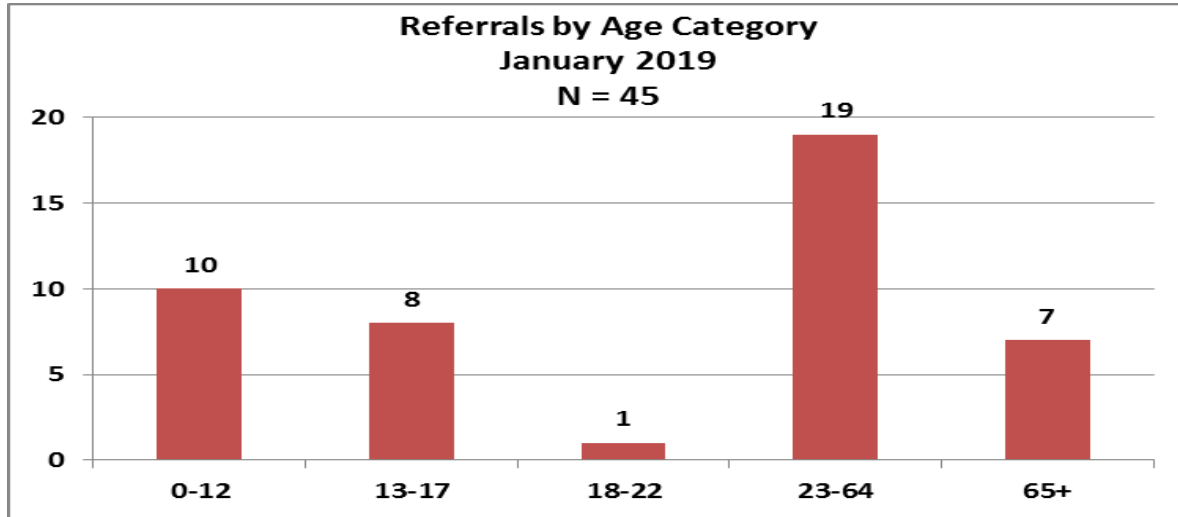
<sup>1</sup> This report covers the individuals who were referred to DMH (45) during the month of January. All 45 individuals were placed in January.

<sup>2</sup> Time to placement is calculated as the number of days after DMH receives a referral and the patient is placed/discharged from the Emergency Room.

<sup>3</sup> ATP: Average Time to Placement

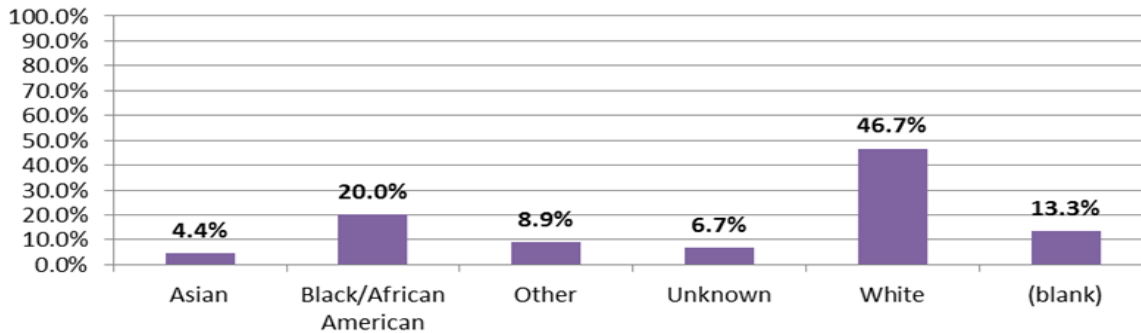
<sup>4</sup> ACQ/MCO data includes the PCC Plan

**Expedited Psychiatric Inpatient Admission Dashboard**  
**January 2019 Summary Statistics**  
**Total Number of Referrals – 45**



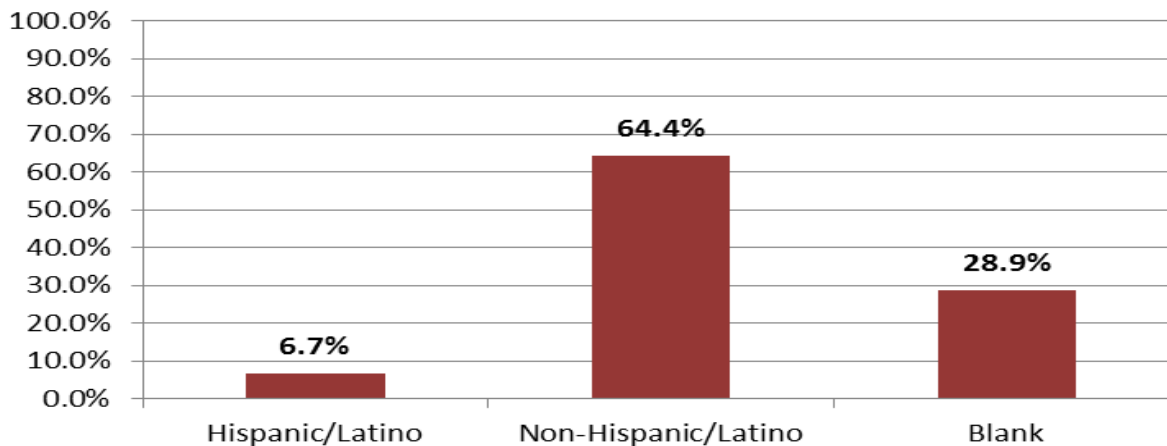
## Expedited Psychiatric Inpatient Admission Dashboard January 2019 Summary Statistics Total Number of Referrals – 45

**Percentage of Referrals by Race  
January 2019**



Number of Referrals by Race - January 2019	
Asian	2
Black or African American	9
Other	4
Unknown	3
White	21
(blank)	6
<b>Total</b>	<b>45</b>

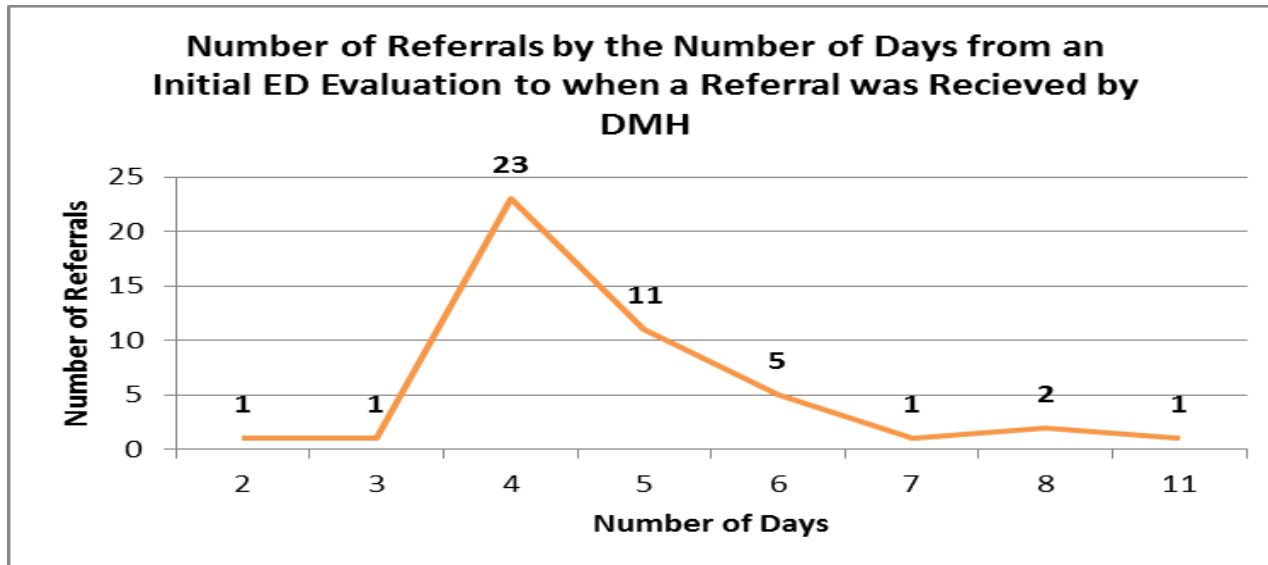
**Percentage of Referrals by Ethnicity  
January 2019**



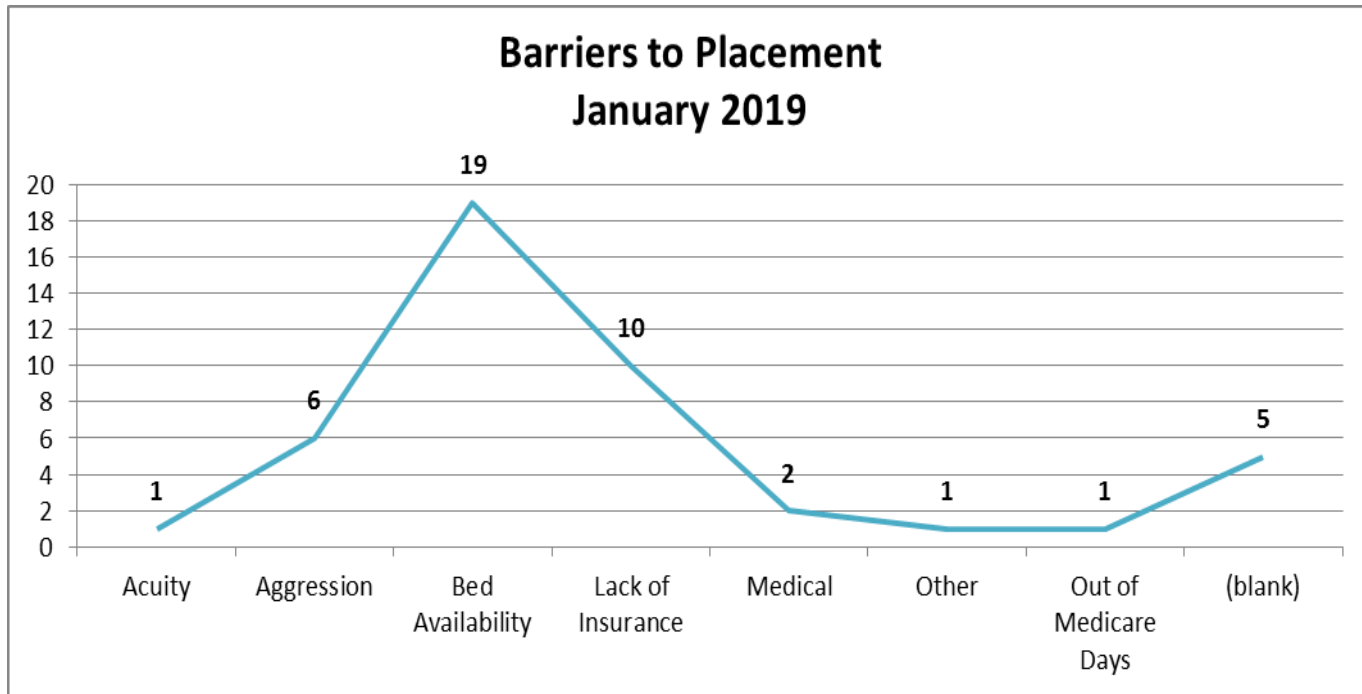
Number of Referrals by Ethnicity - January 2019	
Hispanic/Latino	3
Non-Hispanic/Latino	29
Blank	13
<b>Total</b>	<b>45</b>

## Expedited Psychiatric Inpatient Admission Dashboard January 2019 Summary Statistics Total Number of Referrals – 45

Number of Days between Initial Evaluation in ED to Date Referral was Received by DMH by Age						
Number of Days	0-12	13-17	18-22	23-64	65+	Total
2	0	0	0	1	0	1
3	0	0	0	0	1	1
4	4	4	1	9	5	23
5	3	2	0	5	1	11
6	2	1	0	2	0	5
7	0	0	0	1	0	1
8	0	1	0	1	0	2
11	1	0	0	0	0	1
Total	10	8	1	19	7	45



**Expedited Psychiatric Inpatient Admission Dashboard**  
**January 2019 Summary Statistics**  
**Total Number of Referrals – 45**

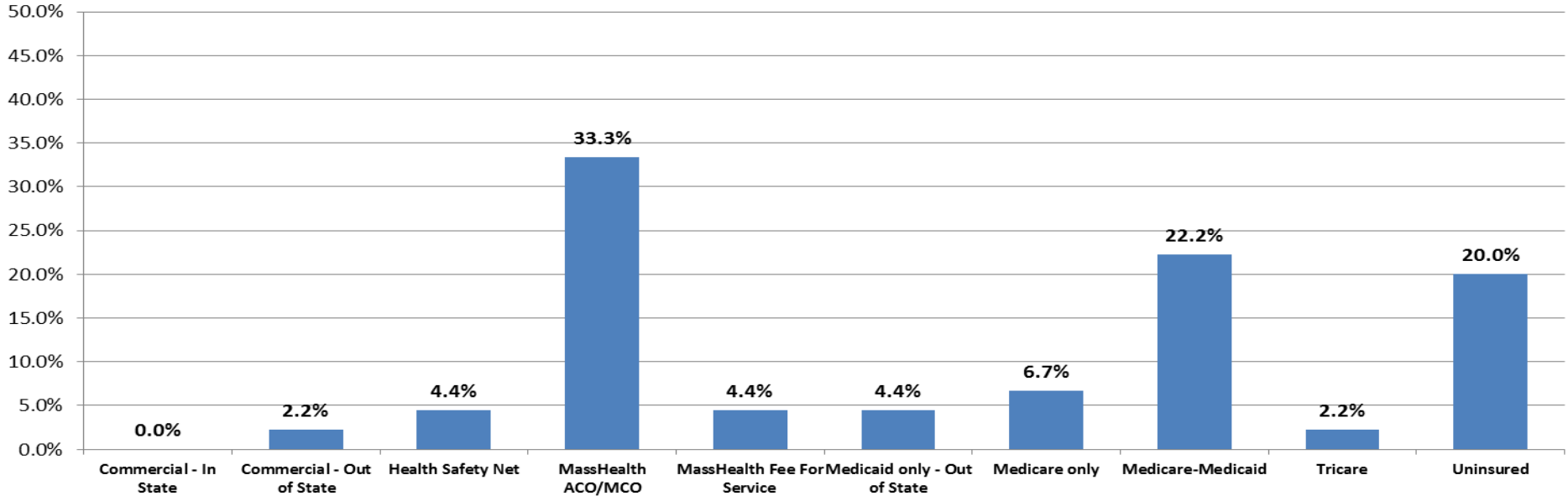


# Expedited Psychiatric Inpatient Admission Dashboard

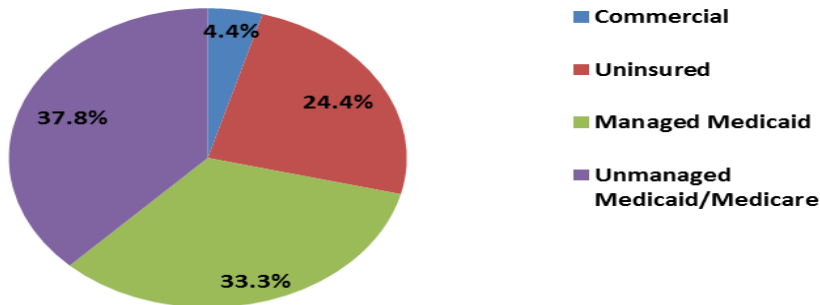
## January 2019 Summary Statistics

### Total Number of Referrals – 45

**Percentage of Referrals by Insurance Type  
January 2019**



**Percentage of Referrals by Insurance  
January 2019**



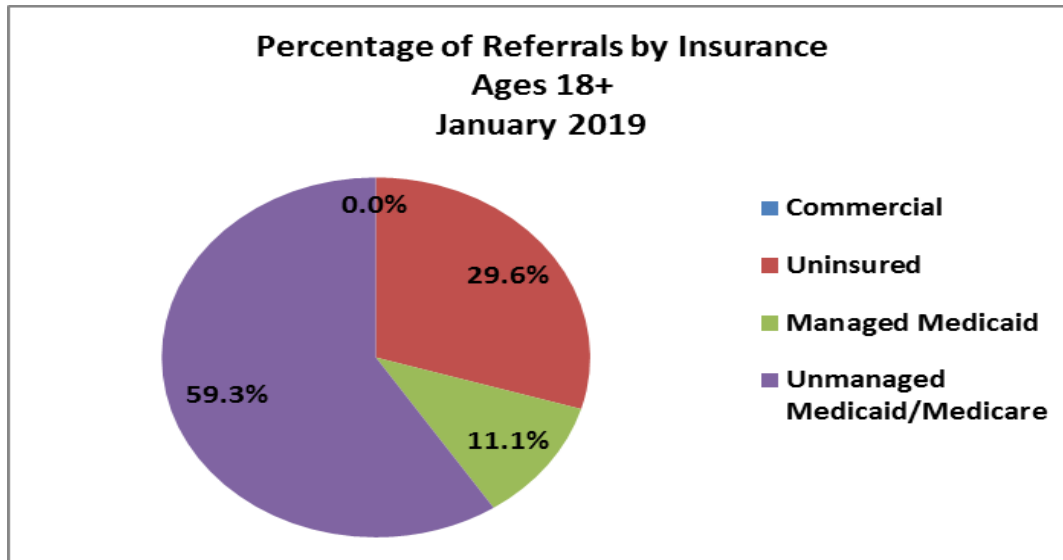
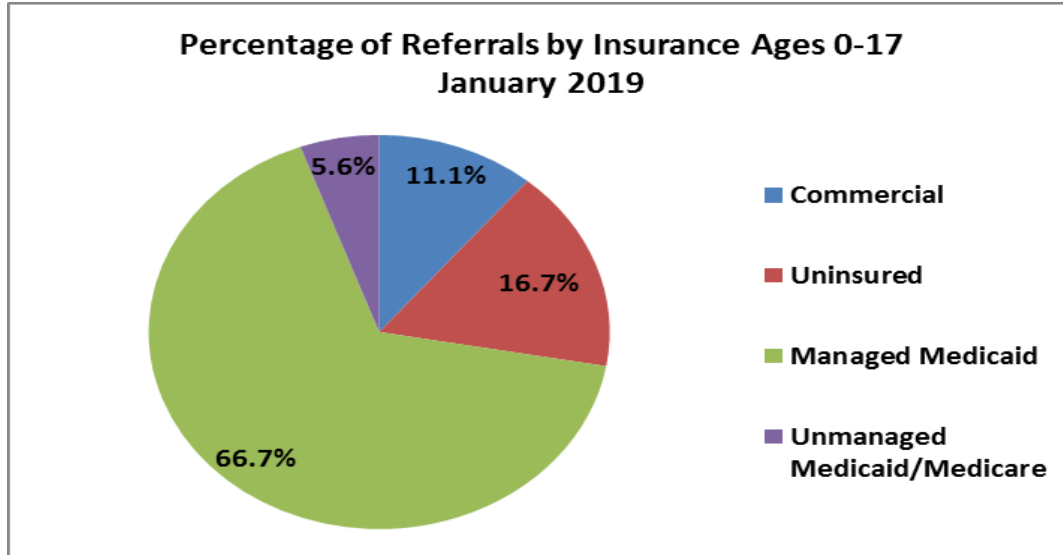
**Number of Referrals by Insurance**

Commercial	2
Uninsured	11
Managed Medicaid	15
Unmanaged Medicaid/Medicare	17
<b>Total</b>	<b>45</b>

# Expedited Psychiatric Inpatient Admission Dashboard

## January 2019 Summary Statistics

### Total Number of Referrals – 45



**Expedited Psychiatric Inpatient Admission Dashboard  
January 2019 Summary Statistics  
Total Number of Referrals – 45**

<b>Boarding Hospitals whose Referrals had No Insurance - January 2019 (N-11)</b>	
BID Plymouth (Jordan Hosp.)	1
Brockton Hosp.	1
Lawrence General	1
Mass General Hosp.	2
Melrose Wakefield Hosp.	1
Milford Regional Medical	1
Mount Auburn	2
South Shore Hosp.	1
St. Vincent's Hosp.	1

<b>Placement Hospitals who took Referrals with No Insurance - January 2019 (N-11)</b>	
Arbour Hospital	2
Bayridge	1
Carney Hospital	1
CHA Cambridge Hospital	1
Harrington Hospital	1
Marlborough Hospital	1
Other - Discharged	1
Southcoast Behavioral Health	2
Westborough Behavioral Healthcare Hospital, LLC	1



**Expedited Psychiatric Inpatient Admission Dashboard  
January 2019 Summary Statistics  
Total Number of Referrals – 45**

<b>Top Boarding Hospitals January Ages 0-17</b>	
Children's Hosp.	4
St. Luke's Hosp. (Southcoast)	2
Brockton Hosp.	2
Mass General Hosp.	1
Baystate Medical Springfield	1

<b>Top Boarding Hospitals January 18+</b>	
Mass General Hosp.	4
Lawrence General	3
Mount Auburn	3
Tobey Hosp. (Southcoast)	2
South Shore Hosp.	2

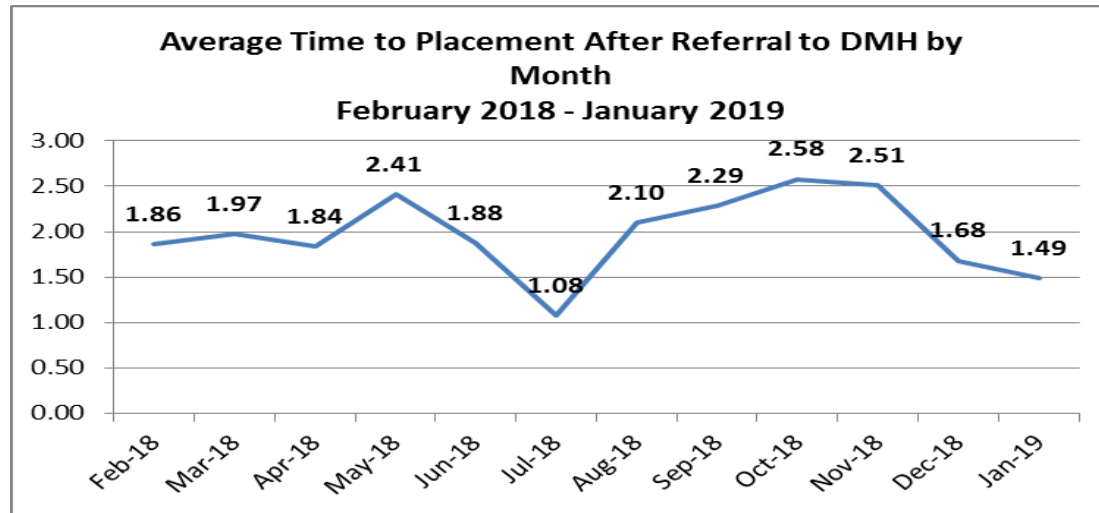
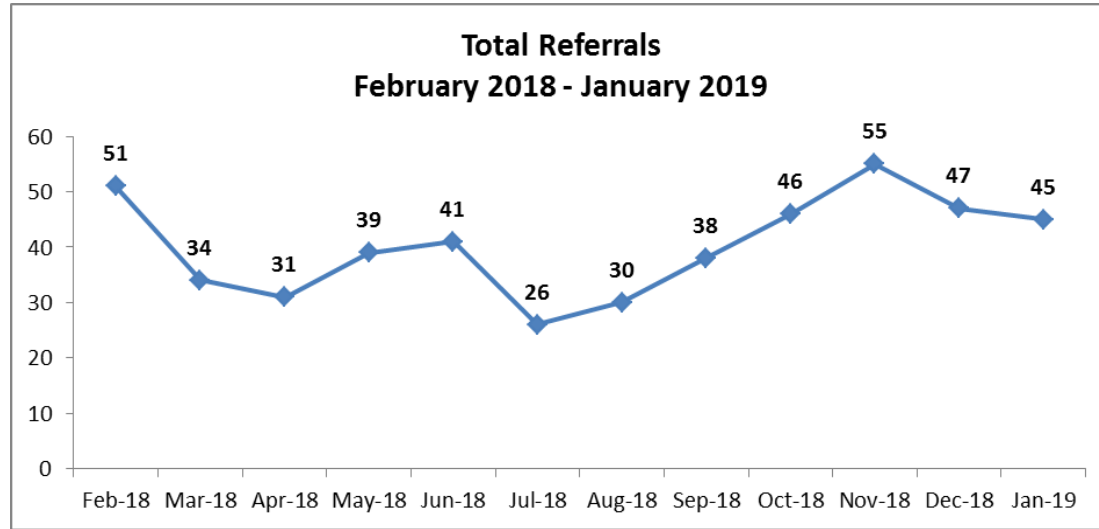
<b>Top Placement Hospitals January Ages 0-17</b>	
CHA Cambridge Hospital	4
Other - Level of Care Changed	3
Arbour Hospital	2
Carney Hospital	2
TaraVista Behavioral Health	2

<b>Top Placement Hospitals January Ages 18+</b>	
Southcoast Behavioral Health	4
Arbour Hospital	2
Harrington Hospital	2
Marlborough Hospital	2
Massachusetts General Hospital	2

## Expedited Psychiatric Inpatient Admission Dashboard

### February 2018 - January 2019 (YTD) Summary Statistics

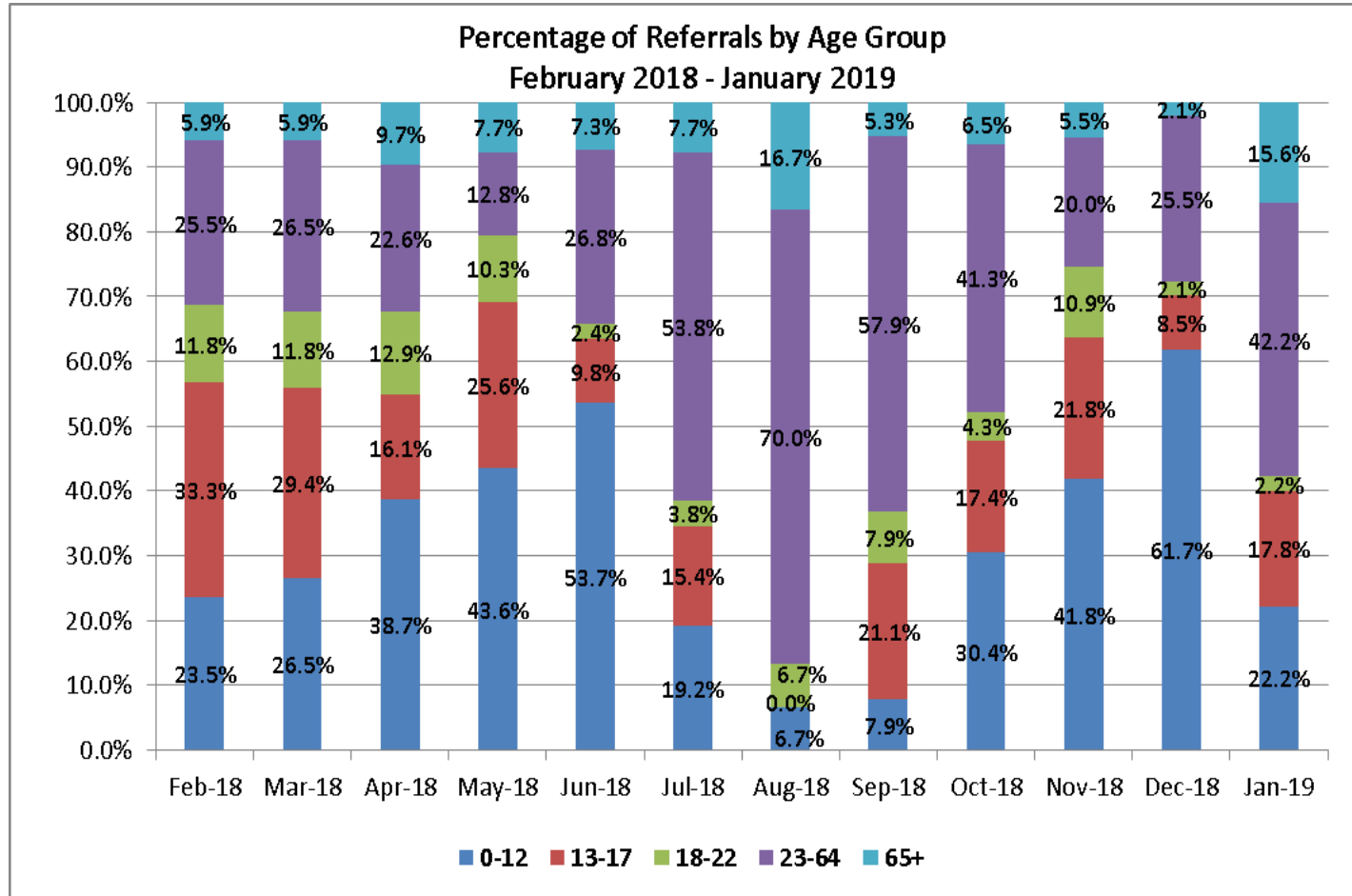
**Total Number of Referrals – 483**



## Expedited Psychiatric Inpatient Admission Dashboard

### February 2018 - January 2019 (YTD) Summary Statistics

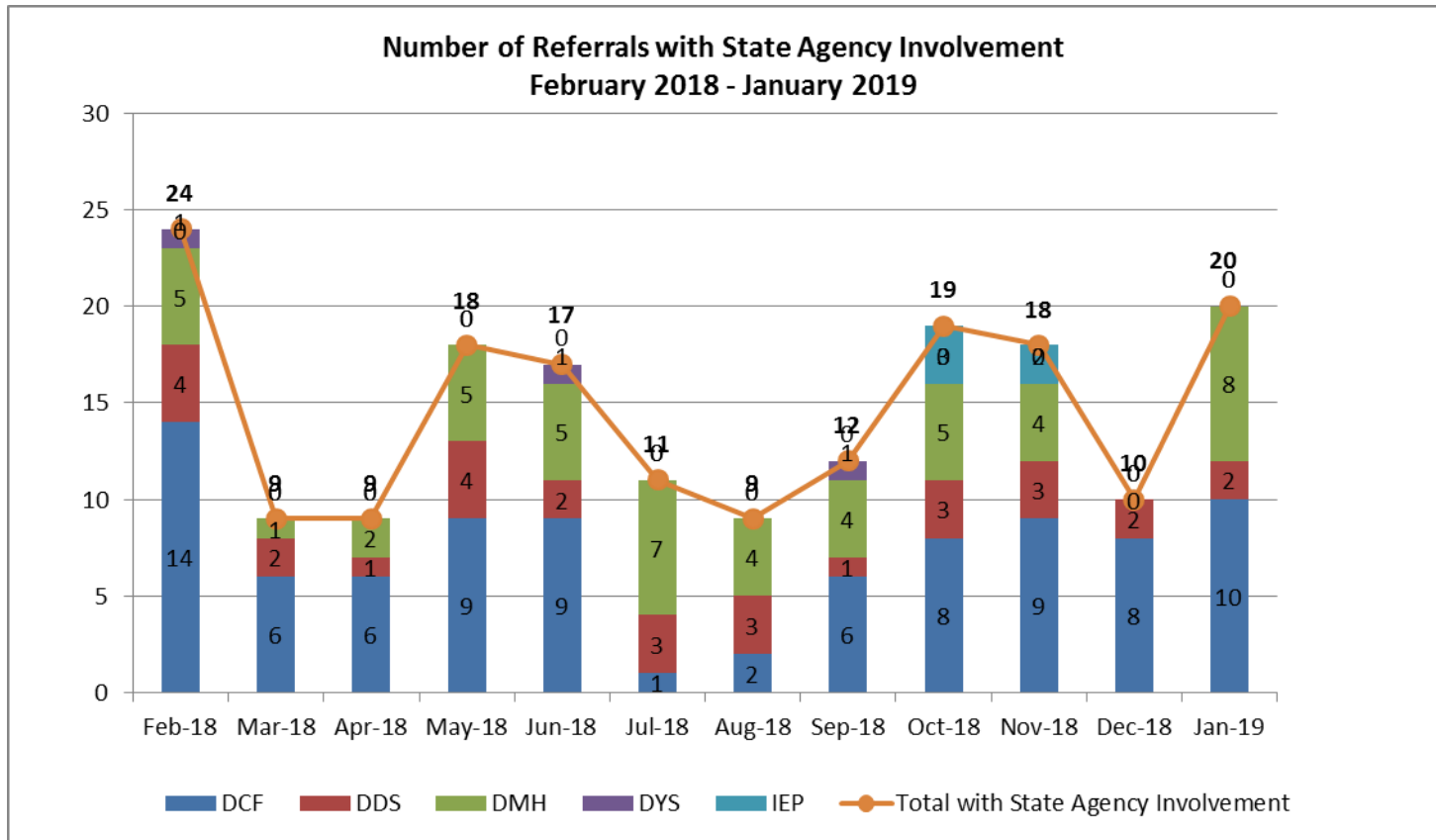
**Total Number of Referrals – 483**



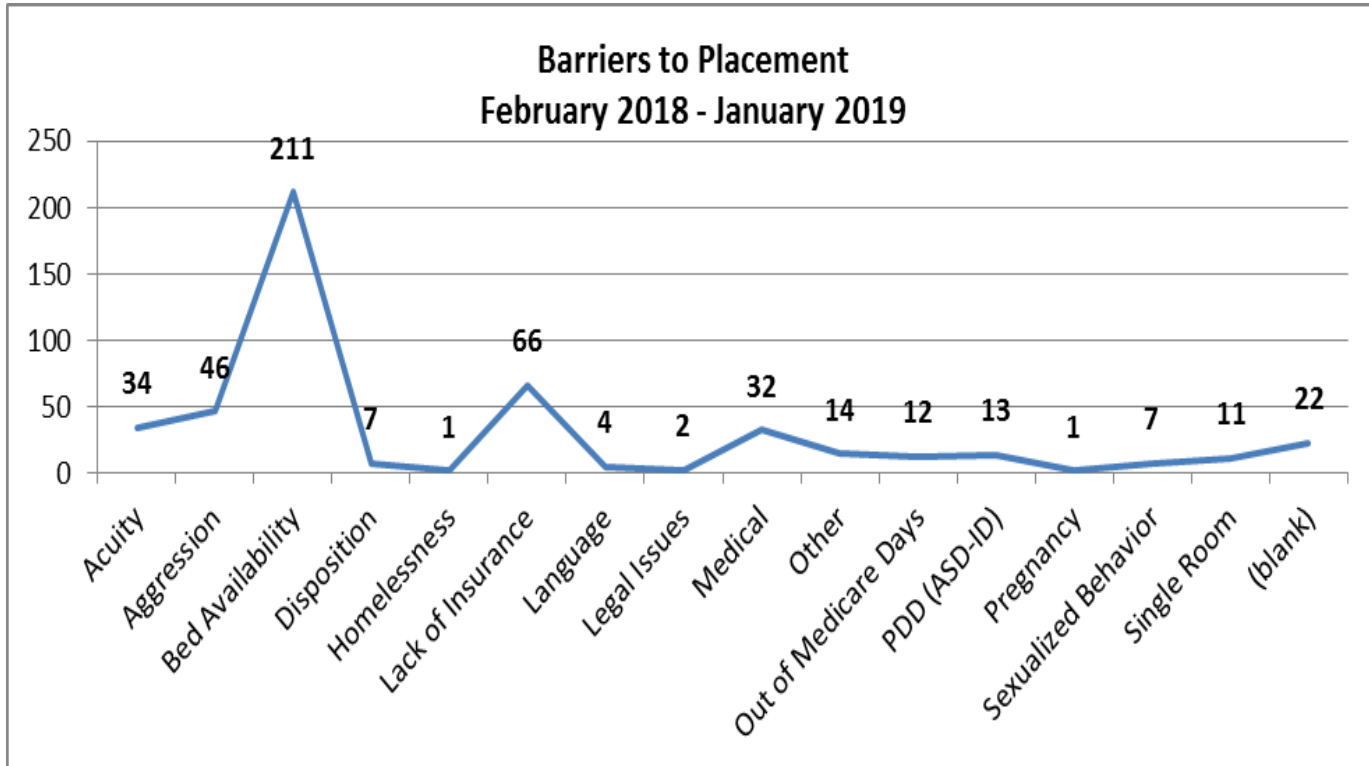
# Expedited Psychiatric Inpatient Admission Dashboard

## February 2018 - January 2019 (YTD) Summary Statistics

### Total Number of Referrals – 483



**Expedited Psychiatric Inpatient Admission Dashboard**  
**February 2018 - January 2019 (YTD) Summary Statistics**  
**Total Number of Referrals – 483**

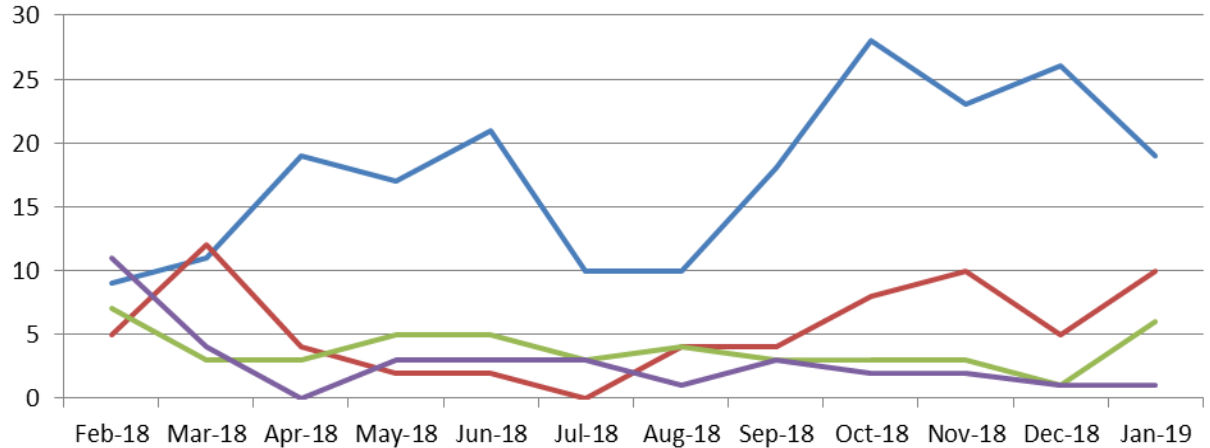


## Expedited Psychiatric Inpatient Admission Dashboard

### February 2018 - January 2019 (YTD) Summary Statistics

**Total Number of Referrals – 483**

**Top 4 Barriers to Placement by Month  
February 2018 - January 2019**



	Feb-18	Mar-18	Apr-18	May-18	Jun-18	Jul-18	Aug-18	Sep-18	Oct-18	Nov-18	Dec-18	Jan-19
— Bed Availability	9	11	19	17	21	10	10	18	28	23	26	19
— Lack of Insurance	5	12	4	2	2	0	4	4	8	10	5	10
— Aggression	7	3	3	5	5	3	4	3	3	3	1	6
— Acuity	11	4	0	3	3	3	1	3	2	2	1	1

**Expedited Psychiatric Inpatient Admission Dashboard**  
**February 2018 - January 2019 (YTD) Summary Statistics**  
**Total Number of Referrals – 483**

<b>Top Boarding Hospitals YTD Ages 0-17</b>	
Children's Hosp.	27
St. Luke's Hosp. (Southcoast)	18
Brockton Hosp.	14
Cape Cod Hosp.	13
Mass General Hosp.	10
Other (DYS, Home, BHN, YOU, Advocates)	10
Sturdy Memorial	10
Baystate Medical Springfield	8
Winchester Hosp. (Lahey)	8
Charlton Memorial (Southcoast)	7

<b>Top Placement Hospitals YTD Ages 0-17</b>	
CHA-Cambridge Hosp.	33
TaraVista Behavioral Health Center	26
Other: Discharged Home	17
Providence Behavioral Health Hosp. - Mercy Medical Center	17
Other: Level of care changed	16
SouthCoast Behavioral Health Hosp.	12
Hampstead Hosp.	10
Arbour Hosp.	9
Fuller Hosp.	8
Other (Level of Care Changed, Home)	8

<b>Top Boarding Hospitals YTD Ages 18+</b>	
St. Luke's Hosp. (Southcoast)	37
Sturdy Memorial	17
Milford Regional Medical	14
Tobey Hosp. (Southcoast)	14
Brockton Hosp.	12
Charlton Memorial (Southcoast)	12
Mass General Hosp.	12
Lawrence General	10
South Shore Hosp.	10
BID Plymouth (Jordan Hosp.)	8

<b>Top Placement Hospitals YTD Ages 18+</b>	
Arbour Hosp.	18
Other: Discharged Home	11
Fuller Hosp.	9
Other (Level of Care Changed, Home)	9
MetroWest Medical Center	8
SouthCoast Behavioral Health Hosp.	8
Tufts Medical Center	8
Anna Jaques Hosp.	7
Emerson Hosp./ North 5	7
Harrington Memorial Southbridge	7