

Juvenile Justice Policy and Data Board

Board Meeting

December 15, 2023

Agenda

1. Welcome and Introductions
2. Approval of October Meeting Minutes
3. Updates from the OCA
4. 2023 JJPAD Annual Report
 - Review & Discussion
 - Motion to Approve & Submit to Legislature
5. 2024: What's to Come
6. Board Member Updates

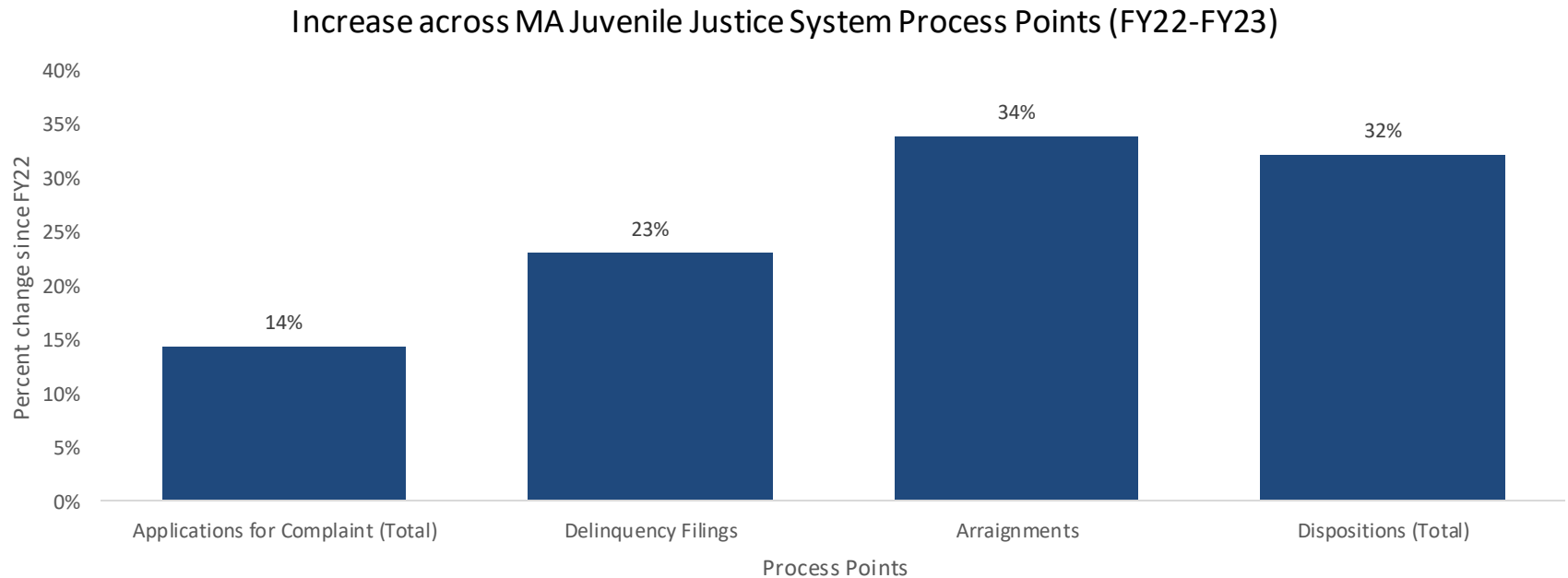
OCA Announcements

1. Childhood Trauma Task Force releases 2023 Annual Report
2. Massachusetts Youth Diversion Program expands to Bristol and Cape & Islands

2023 JJPAD Annual Report: Key Data Takeaways

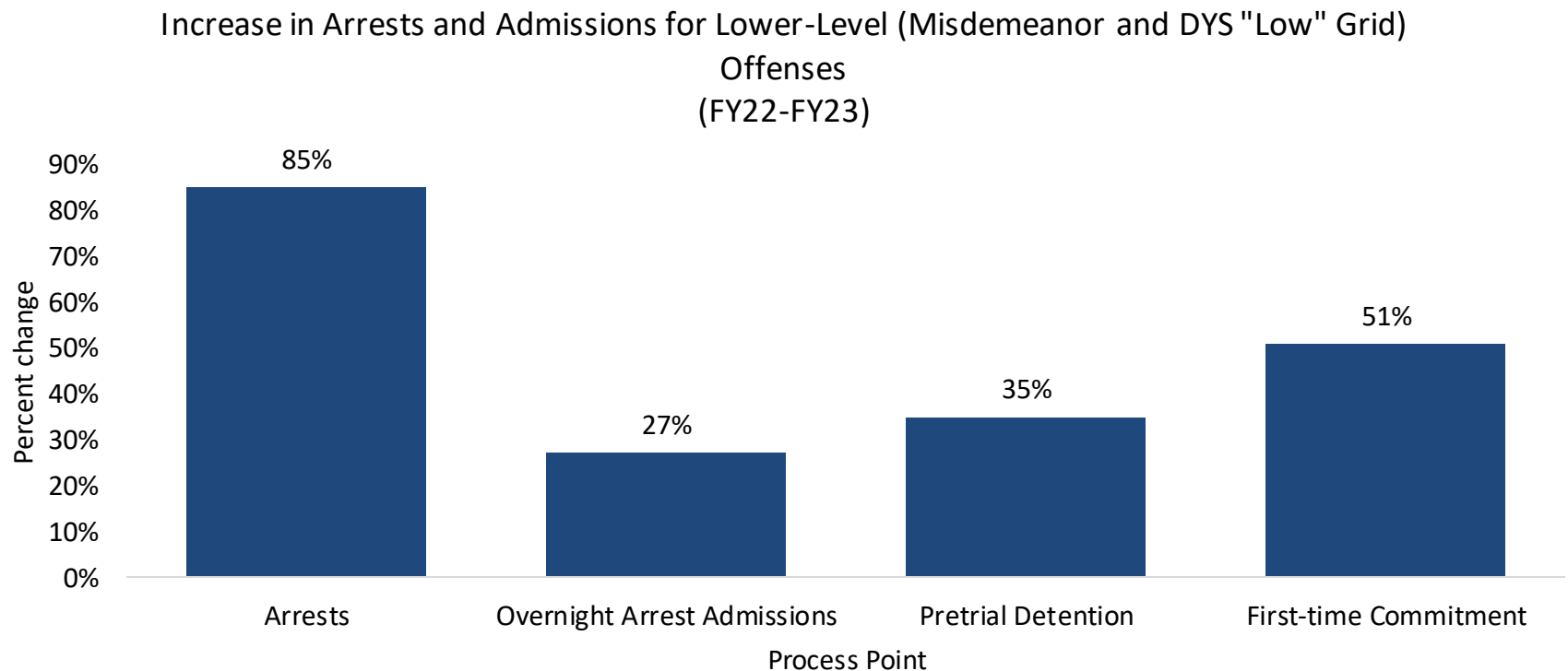
There was an increase in use of the juvenile justice system in Massachusetts in FY23 compared to FY22.

This increase begins at the initial stages of the system with an increase in applications for complaints (driven in particular by an increase in arrests) and continues through all major court process points.



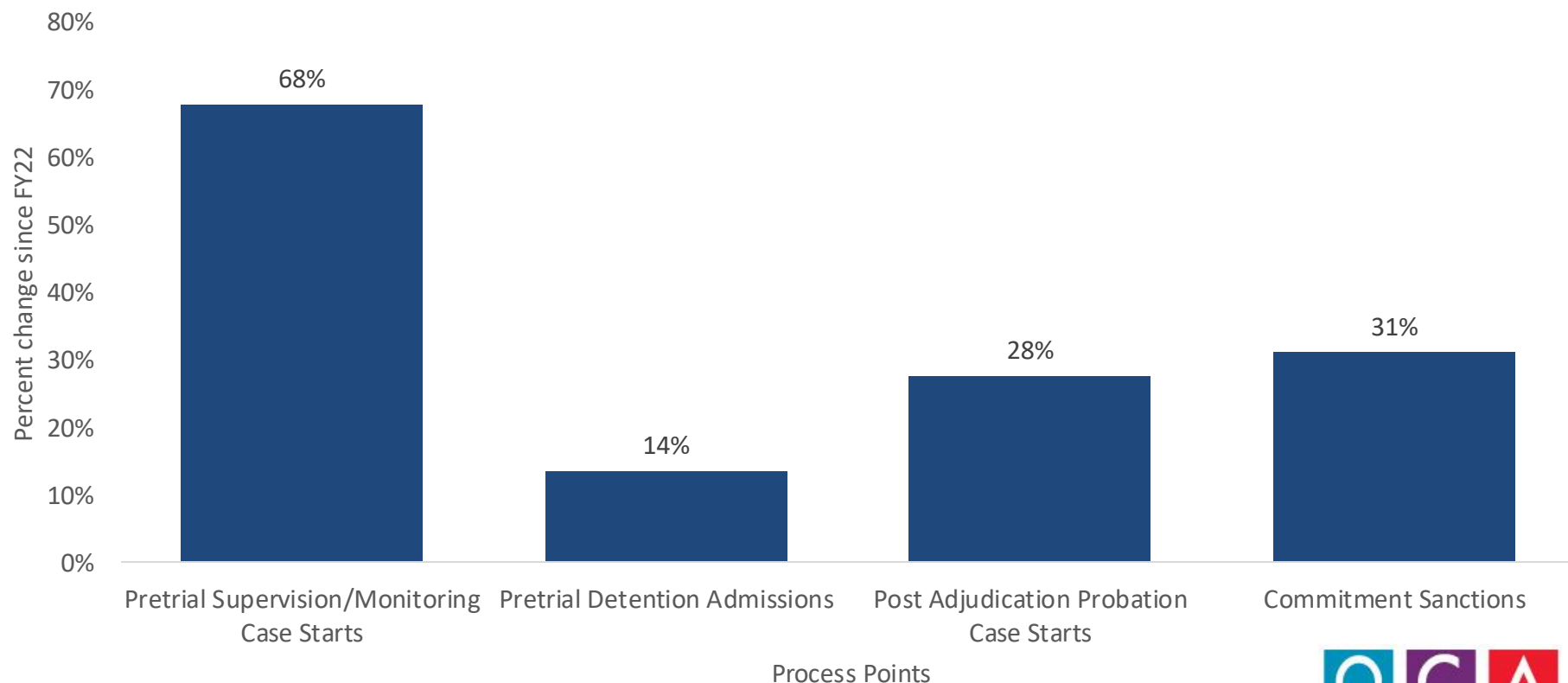
This increase is driven by cases involving youth alleged of misdemeanor/lower-level offenses.

This is true even at custodial process points, which generally involve more serious offenses



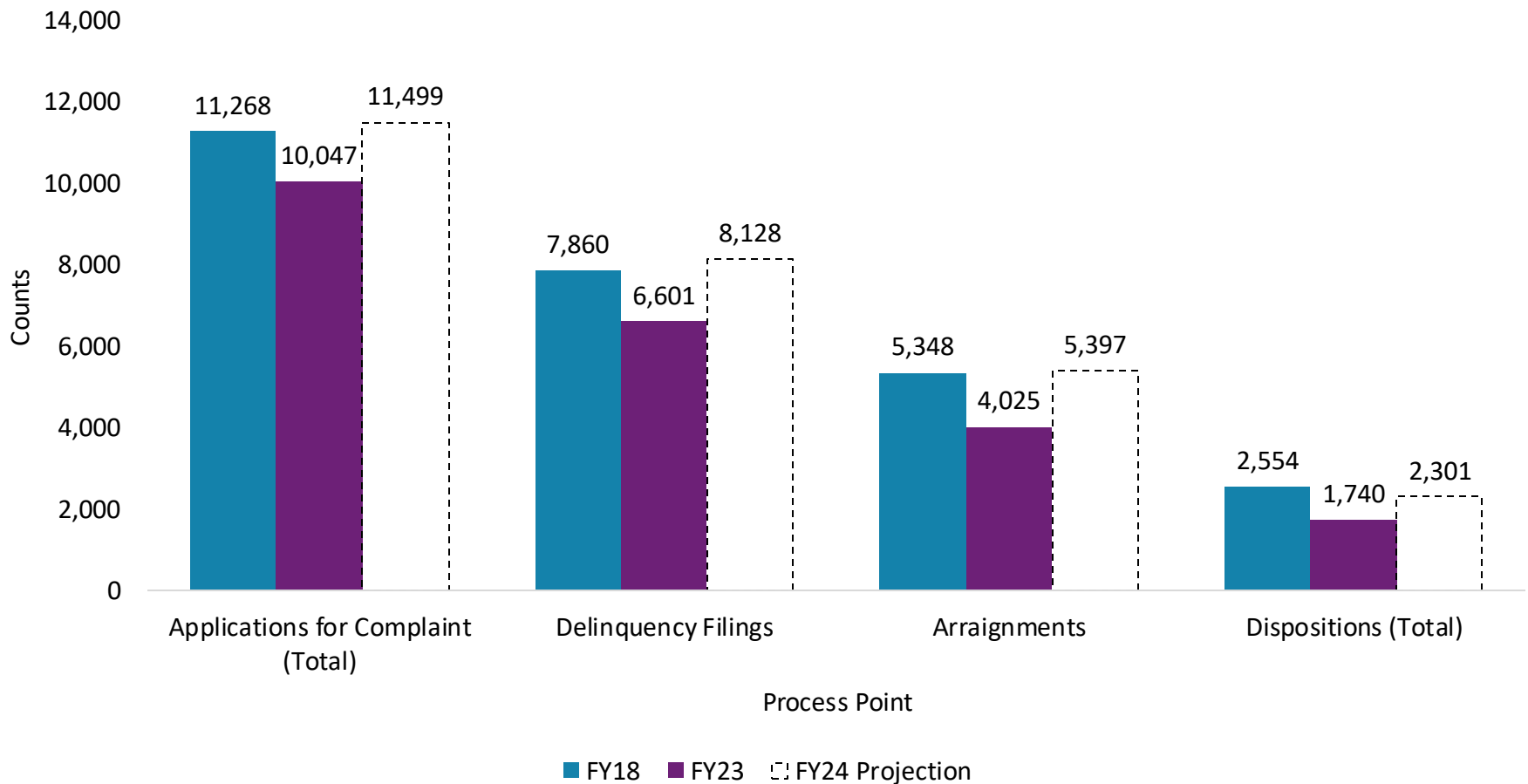
The increase in overall system use has led to across-the-board increases in the number of youth being placed on pretrial supervision/monitoring or probation, and detained or committed to DYS.

Increases in Case Starts and Admissions across MA Juvenile Justice System Process Points
(FY22-FY23)



If the recent rates of increase continue, system use will revert to pre-CJRA levels in the next one to two years.

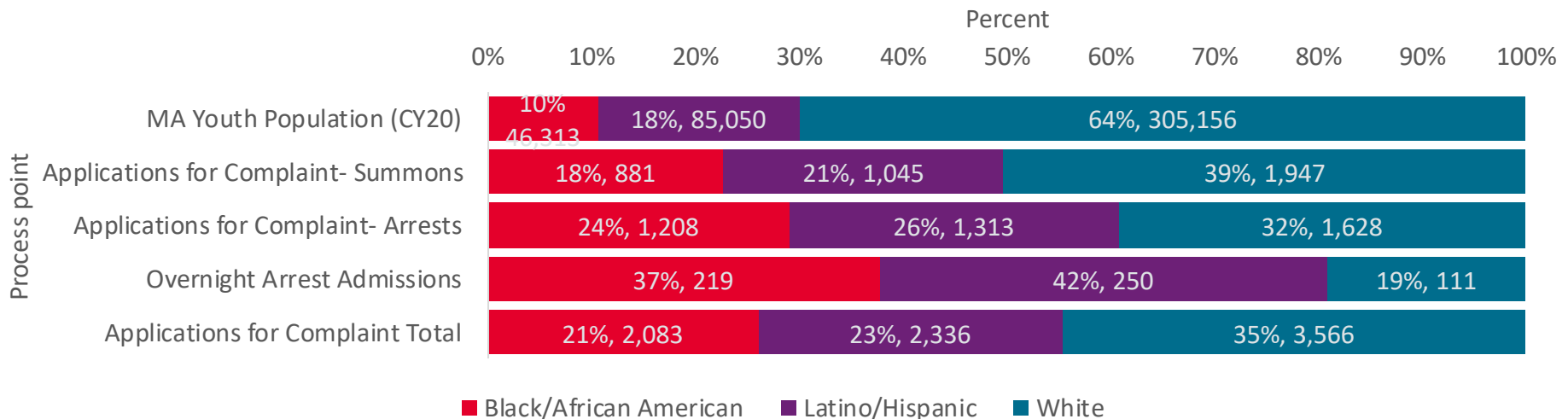
Projected FY24 Data at Key Juvenile Court Process Points, Based on FY22 to FY23 Rates of Change



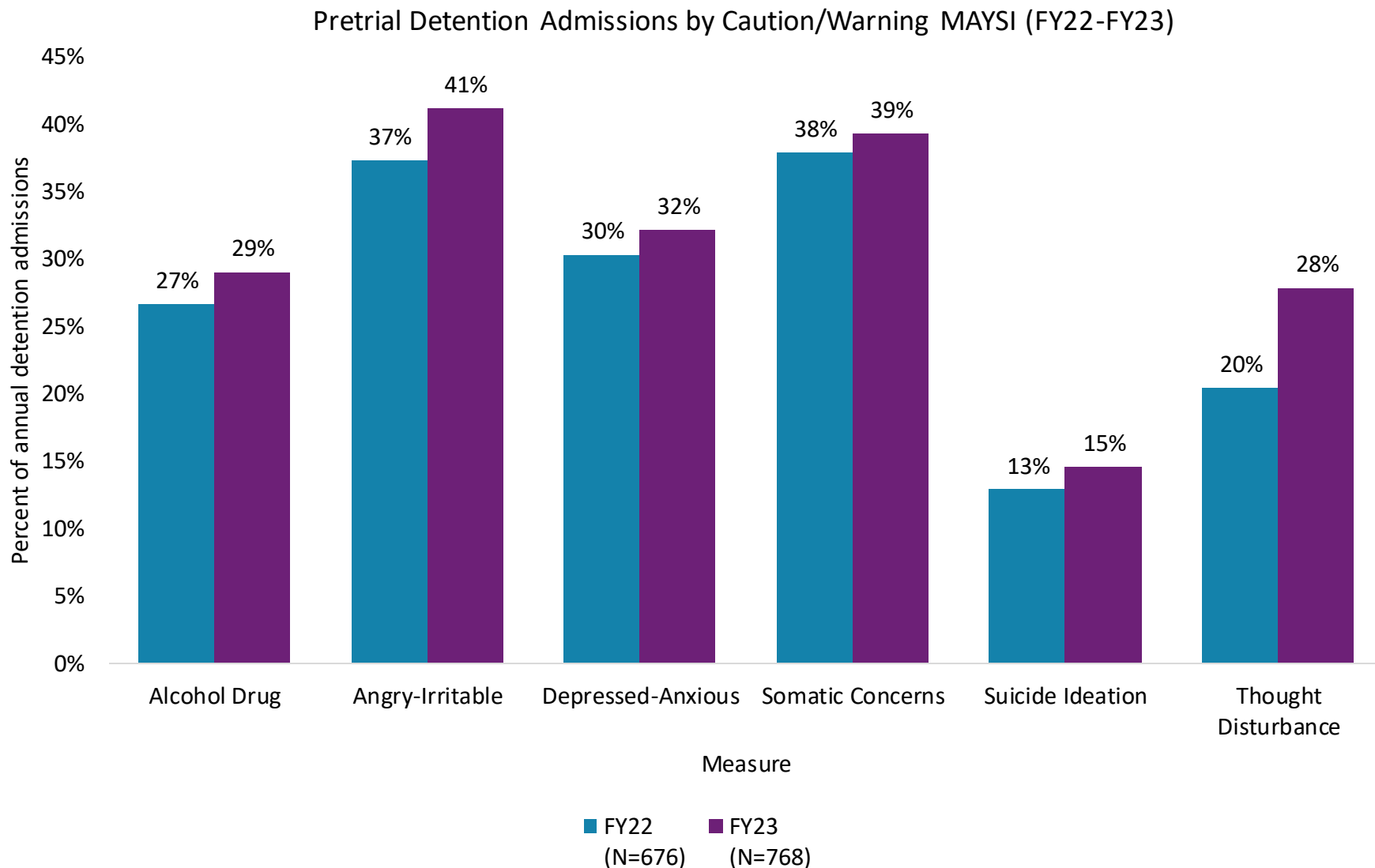
Racial and ethnic disparities worsened at the beginning stages of the system.

- Black/African American youth were 3.85 more likely to have charges filed against them via an application for complaint, but 4.89 times more likely to have been arrested and brought to court. They were 2.98 more times likely to be summonsed into court than white youth.
- Latino/Hispanic youth were 2.35 times more likely to have charges filed against them via an application for complaint, but 2.89 times more likely to have been arrested and brought to court. They were 1.93 times more likely to be summonsed into court than white youth.

Initial Stages of the Juvenile Justice System by Race/Ethnicity (FY23)



Youth held at DYS have higher rates of behavioral health needs, educational challenges, and – in some cases — trauma than last year including an increase in the percentage of youth detained who have current child welfare system involvement.



The Board is concerned about these recent trends, and encourages the state to implement the following recommendations that the Board has made in prior reports:

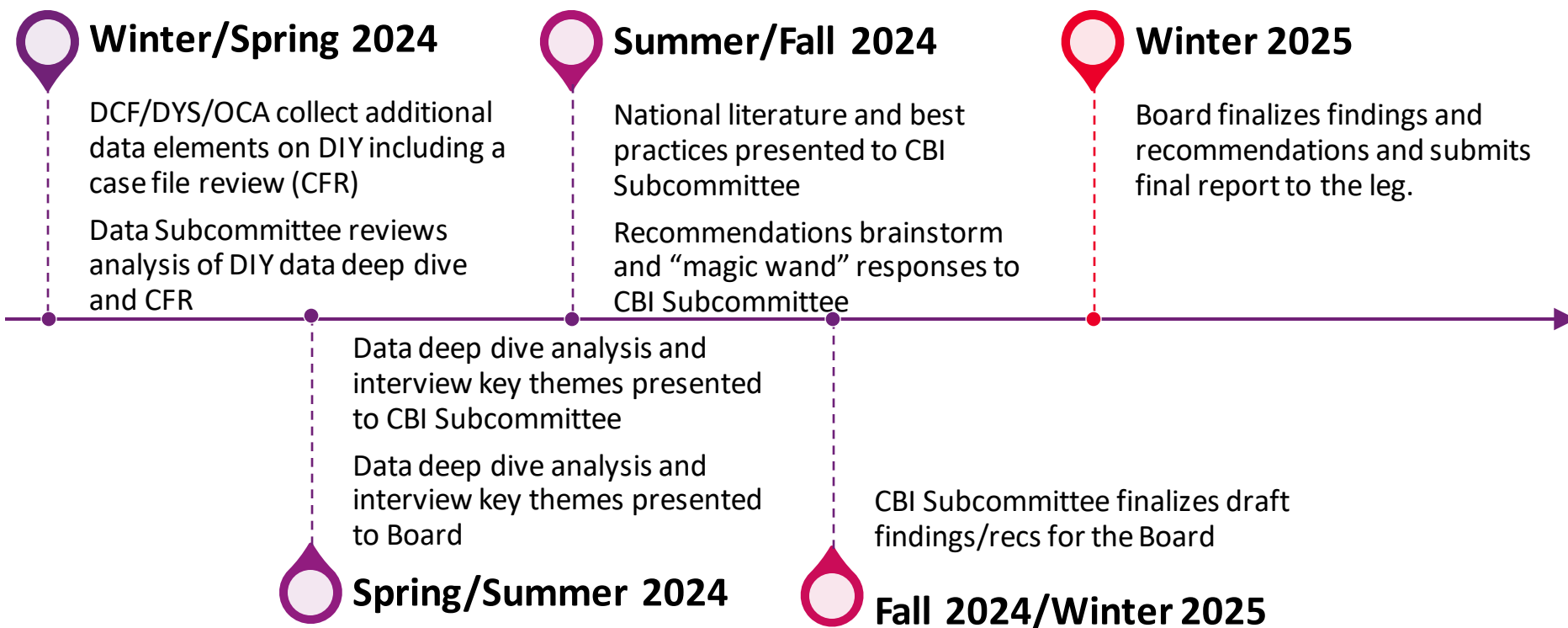
1. Increase opportunities to divert youth away from the system prior to court involvement
2. Address the policies and practices in the state contributing to racial and ethnic disparities in the juvenile justice system
3. Improve the triaging of and access to supports for youth with unmet needs

Edits Received

Section/page	Edit	Suggested by
Pretrial Monitoring and Supervision / pg. 58	<p>"The number of youth arraigned has increased in recent years, which logically might lead to an increase in the raw numbers of youth detained <i>and</i> the number placed on pretrial conditions of release. This is seen in the data, as shown in Figure X, below. In recent years, the estimated percent of arraignments resulting in a detention youth detained at some point during the pendency of their case has declined slightly (by 4 percentage points), while at the same time, the percentage of arraigned youth ments resulting in a youth placed on pretrial conditions of release at some point during the pendency of their case has increased more substantially (by 8 percentage points). This suggests that the increase in youth placed on pretrial conditions of release is not just a result of using a decrease in the use of detention.</p> <p>FN: The percent of arraigned youth who are detained during the pendency of their case ments resulting in a detention admission is an estimate considering a youth is may be arraigned just once on a case, but could may have multiple detention admissions before their case is resolved."</p>	Trial Courts

2024: What's to Come?

DIY Timeline



Pretrial Timeline

Winter 2024

CBI subcommittee discuss key themes to date
The subcommittee discusses draft findings
OCA present on national research & best practice to CBI

Summer 2024

Subcommittee finalizes draft findings & recommendations for the Board
JJPAD Board discusses & finalizes findings & recommendations

CBI discusses “magic wand” responses & other state models
Draft recommendations for subcommittee

Spring 2024

Board Member Updates

- Are there any new initiatives the group should be aware of?
- Does your agency/org. have any new policies or standard practices the group should know about?
- Are you hosting/attending any upcoming events relevant to this group?
- Anything else you wish to share with the group?

Next Meeting

TBD– Early 2024



(All meetings are virtual; Zoom information is in each calendar invitation)

Contact

Melissa Threadgill

Senior Director of Policy and Implementation

melissa.threadgill@mass.gov

Kristi Polizzano

Juvenile Justice Program Manager

kristine.polizzano@mass.gov