

Juvenile Justice Policy and Data Board

Community Based Interventions
Subcommittee Meeting

October 27, 2025

Agenda

1. Welcome and Introductions
2. Approval of September Meeting Minutes
3. OCA Announcements
4. Guest Presentation: DYS Massachusetts Youth Diversion Program Update
5. Discussion & Next Steps



New OCA Report: MYDP Year 3 Impact Report

Key Data from Year 3 Implementation:

- 348 youth were referred to the program — a 23% increase from 2023
- 80% successfully completed the program
- Most participants were referred for “persons-related” offenses
- Many youth reported high rates of behavioral health needs or trauma
- 95% of youth reported feeling supported by their Diversion Coordinator
- 81% noted that the program helped them reflect on any harm they may have caused



New OCA Report: MYDP Year 3 Impact Report

Areas for improvement:

1. Address the decline in referrals for certain referrers/counties
2. Address racial/ethnic disparities in referrals, particularly for Black youth
3. Increase program accessibility for “higher risk” youth
4. Review case practices in developing diversion requirements

[Download the report here:](https://www.mass.gov/doc/massachusetts-youth-diversion-program-year-3-impact-report/download)

<https://www.mass.gov/doc/massachusetts-youth-diversion-program-year-3-impact-report/download>

MA Participation: Georgetown Youth Diversion Certificate Program

MA Participants

- DYS
- DCF
- Clerk Magistrate (Worcester)
- Police Department (Worcester)
- District Attorney (Essex)
- CPCS (Hampden)
- Probation
- OCA
- PPAL

Emerging Trends in Other States

- More use of pre-arrest/pre-court diversion
- Youth given multiple diversion opportunities
- Increasing use of restorative justice practices
- Programs that accept higher level charges (e.g. intrafamilial DV, firearm possession)

Massachusetts Youth Diversion Program 2025 Updates

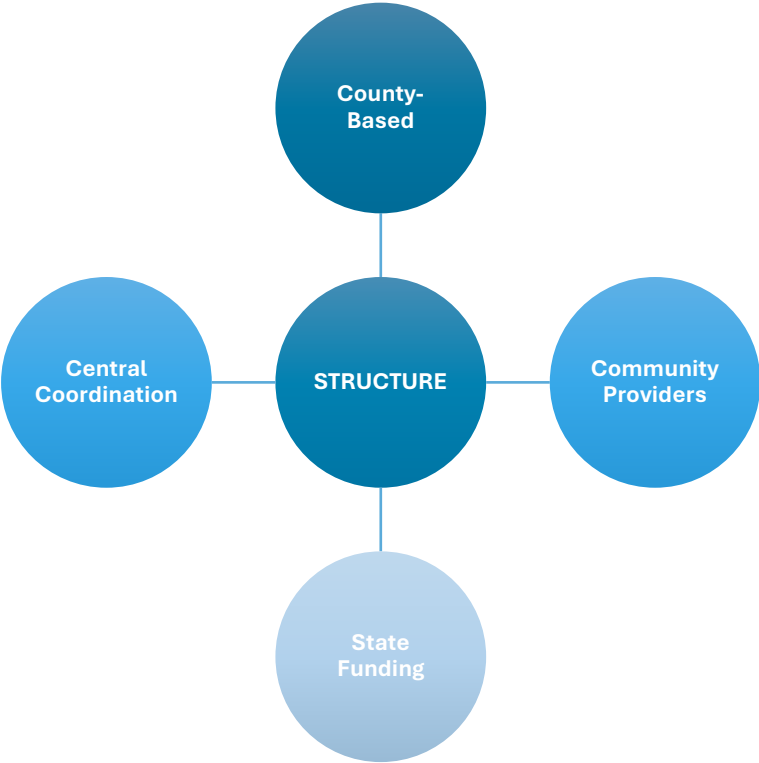
JJPAD Board
CBI Subcommittee
October 27, 2025



MYDP Objectives

- Increase the number of youth diverted from the juvenile justice system
- Improve the quality and consistency of juvenile diversion programs
- Reduce racial, ethnic, and geographic disparities in the use of diversion
- Strengthen connections between justice-involved youth and their families with appropriate community-based interventions
- Increase ability to track and evaluate the use of diversion

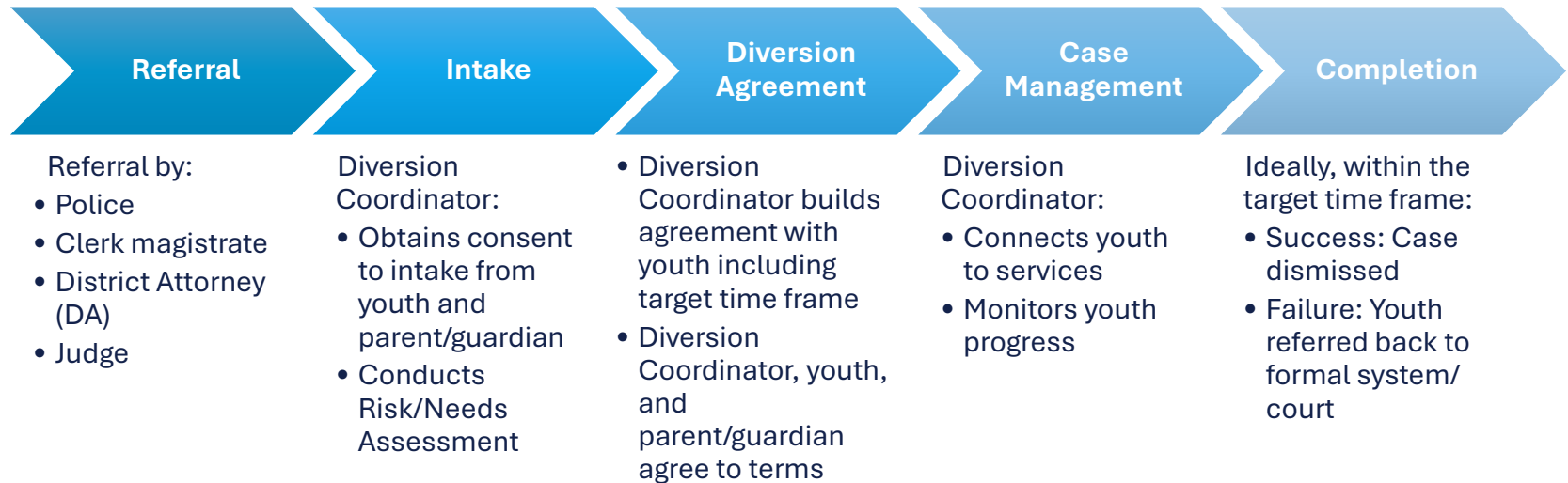
MYDP Structure



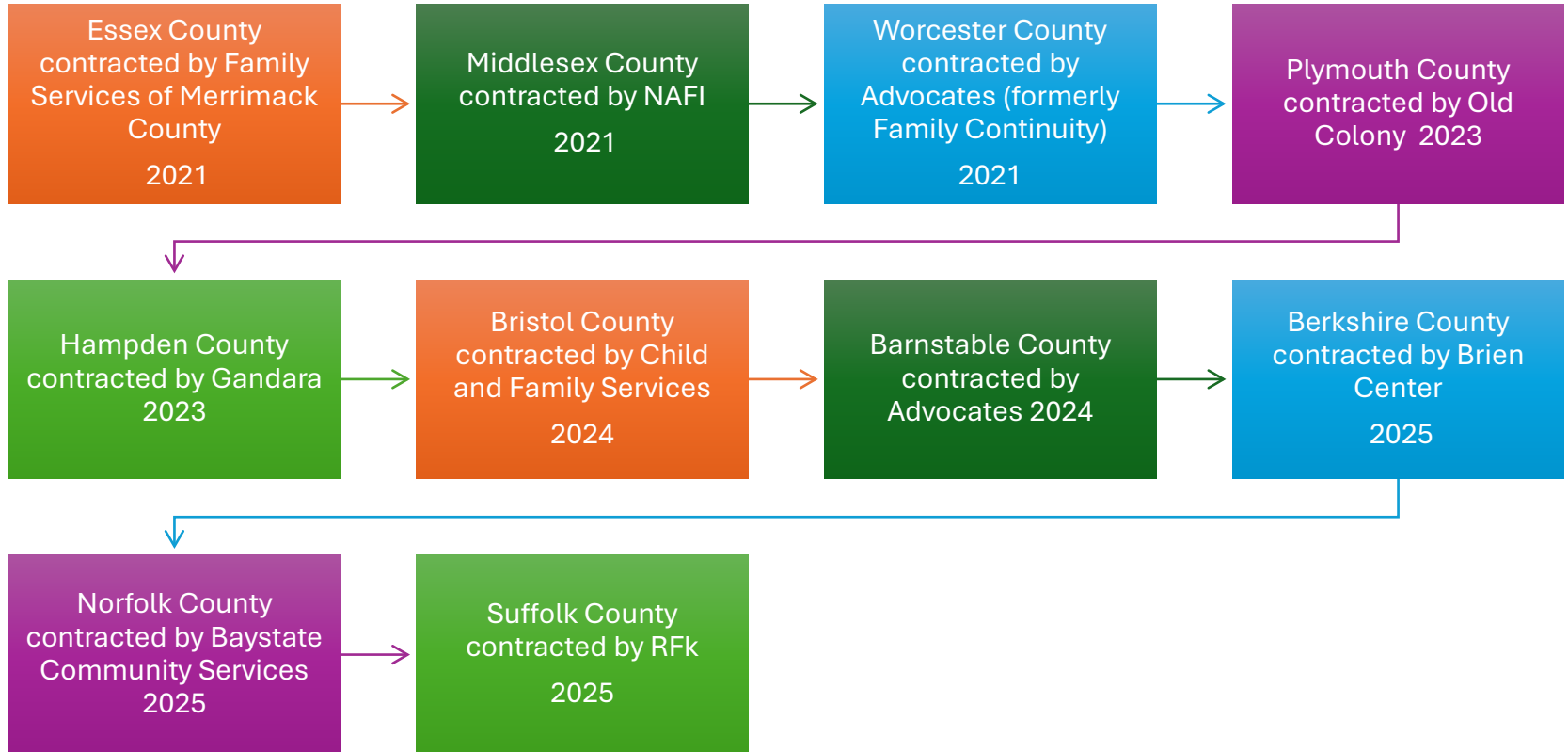
MYDP Program Model



MYDP Process



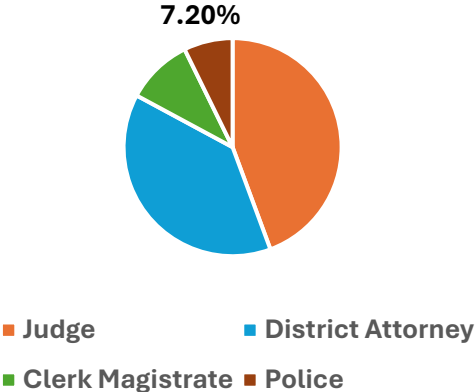
MYDP Sites



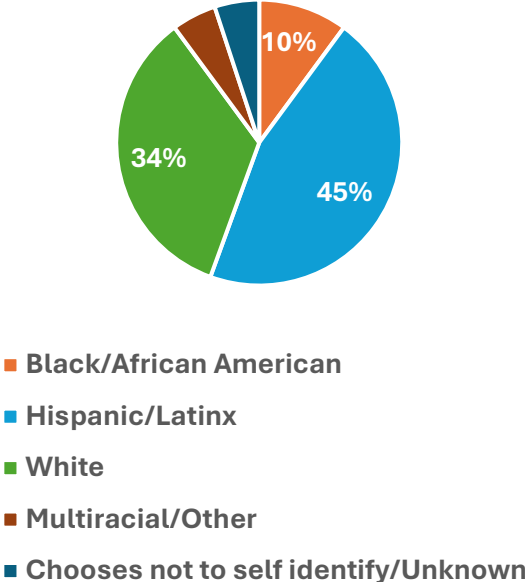
2024 Data Overview

- 348 Referrals (23% increase from 2023)
- 65% male
- Over 50% of referrals for person offenses

Referral Source

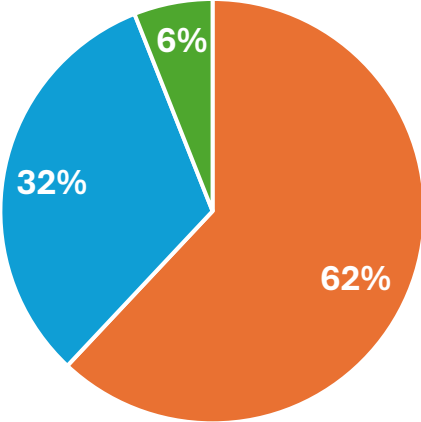


Racial Identity



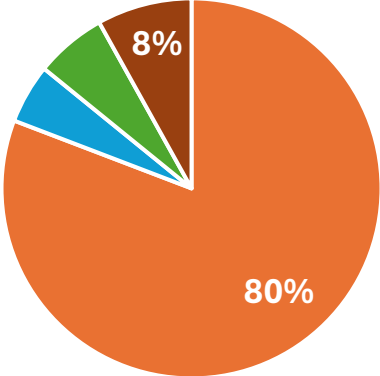
2024 Data Overview (continued)

Risk/Need Level (YLS)



Low Moderate High

Case Closure Status



Successful Unsuccessful
Case Withdrawn Returned to Referrer

Growth

JJEMS Conversion

Three New Sites

Attorney General's Office YDP

Performance Outcomes

	ONA	Detained	Committed
2022	0.5%	0.4%	0.0%
2023	2.4%	2.9%	1.5%
2024	3.9%	4.6%	3.8%
Total	2.3%	2.6%	1.8%

Challenges



STAFF
TURNOVER



RACIAL EQUITY



BUY-IN FROM
REFERRERS

Success Stories

Essex
County

- Michelle Martinez

Barnstable
County

- Will Ford

CBI: Where We're Going...

Winter 2026:

- ✓ discuss data analysis
- ✓ review key takeaways from the case file review
- ✓ learn best practice from other jurisdictions

Summer/Fall 2026:
JJPAD Board finalizes recommendations and publishes the report

Spring 2026:
Discuss draft findings and brainstorm recommendations

Next Meeting: 2026

Standby for an availability poll

(All meetings are virtual; Zoom information is in each calendar invitation)



Contact

Kristi Polizzano

Senior Policy and Implementation Manager

kristine.polizzano@mass.gov