

Juvenile Justice Policy and Data Board

Data Subcommittee

January 30th

1pm – 3pm

Agenda

- Welcome and Introductions
- Review of the Open Meeting Law
- Review of Subcommittee Purpose & Charge
- Pre-Meeting Survey Results Part I: Goals
- Review and Discussion of Proposed Year 1 Work Plan
- Pre-Meeting Survey Results Part II & Discussion
- June 30th Feasibility Report Step One

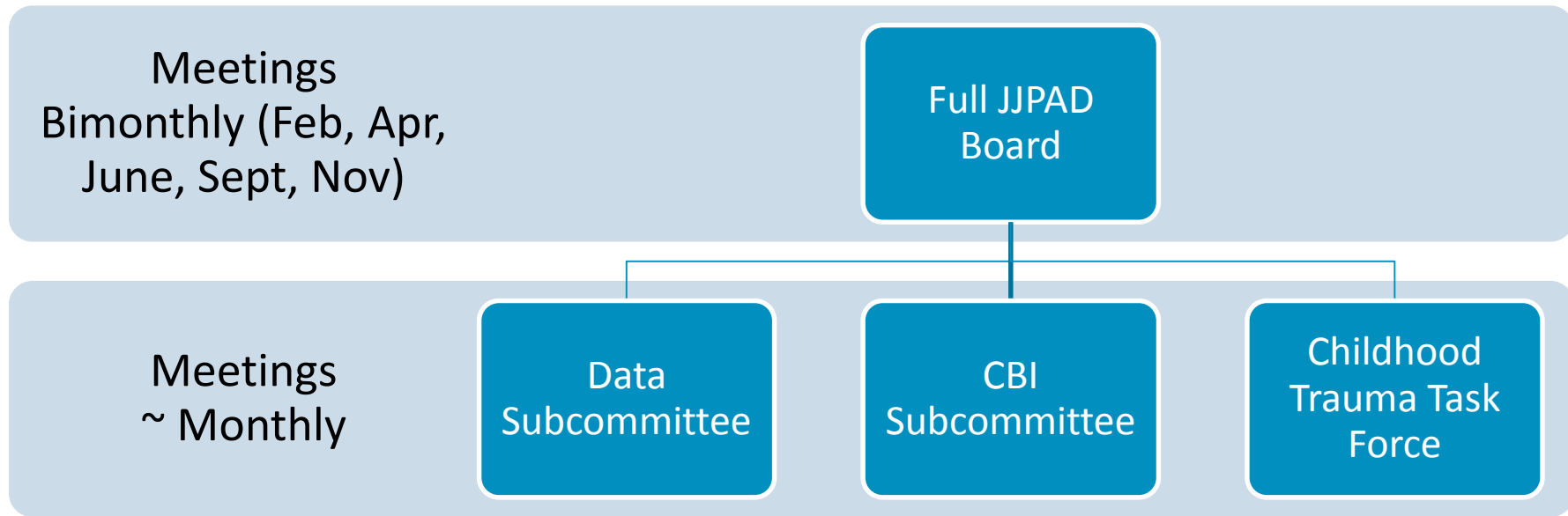
JJPAD Year 1 Priorities

Improving Aggregate Data Collection

Expanding and Improving Community Based Interventions

Identifying Early Impacts of Statutory Changes

Committee Structure & Meeting Timelines



Legislative Requirements: Data & Transparency

- Make recommendations for
 - **Improving transparency and accountability** with respects to state-funded services for youth in the JJ system
 - **Promoting the efficient sharing of information** between the executive branch & the judicial branch to ensure regular collection and reporting of data
- Analyze and make recommendations on feasibility of Child Advocate creating instrument to **record aggregate statistical data for every contact** youth has with justice agency or service-provider working with said agencies. (Due June 30,2019)
 - To include age, gender, racial or ethnic category and type of crime

Legislative Requirements: Data & Transparency

- Study and make recommendations for improving **juvenile justice system data collection, reporting and interagency coordination**, including:
 - Analyzing the **capacity and limitations of JJ data systems** and networks
 - **Identification of changes or upgrades to current data collection processes** to remove inefficiencies and facilitate the coordination of information sharing between relevant agencies and the courts
 - Develop recommendations for the creation of a **web-based statewide information center** to make relevant juvenile justice information on operations, caseloads, dispositions and outcomes available in a user-friendly, query-based format for stakeholders and members of the public
 - Develop an analysis of the ability of data systems to identify and evaluate any **gender, racial and ethnic disparities** within the juvenile justice system

PRE-MEETING SURVEY RESULTS, PART I

Goals: Key Themes

1. Be purposeful and strategic: we need a cross-agency plan!
2. Report on outcome data as well as process data
3. Disaggregate data by demographic categories
4. More multi-agency collaboration & reporting
5. Increase transparency and public accessibility

Be Purposeful & Strategic

- Know why we are collecting data
- Know what questions we are trying to answer with data analysis
- Data analysis should be connected to day to day operations: how can data help inform system improvement efforts?
- We should develop multi-agency plans for data analysis and reporting

Quotes: Be Purposeful & Strategic

- “Data collection should be purposeful and transparent.”
- “Identify the purpose of data collection: what do we want to know or analyze, and how will that information ultimately benefit the State's youth?”
- “A uniform approach to collecting and reporting across systems would be beneficial so that data may be aggregated and analyzed effectively.”
- “We should agree on well defined data points from each participant that best represents the individual agencies. There should be a schedule on when these data points are to be turned in.”

Outcome Data + Process Data

- Process data is important: we need to understand how children move through our state systems
- But outcome data is also important – and often neglected
- Need to set targets and track toward progress

Quotes: Outcome Data + Process Data

- “Comprehensive data on how children move through our state systems (how many, what happens to them) and whether we make their lives better off (what are their needs when they come in and do we meet them).”
- “Data should indicate outcomes and demographic factors for youth at various points of contact in the juvenile justice system.”
- “Metrics for capturing fidelity to defined processes. Metrics for capturing successful outcomes. Baseline metrics. Target goals where applicable.”
- “We need identify metrics for success and failure.”

Increased Data Disaggregation

- Analysis is more useful and actionable when data is disaggregated
- Disaggregation by demographic category (e.g. race, ethnicity, gender) is particularly important
- Planning and collaboration can help ensure consistency

Quotes: Increased Data Disaggregation

- “We need to be able to assess if we do it fairly, so disaggregated by gender, race, ethnicity, LGBTQ status, etc.”
- “Analysis should enable a more comprehensive understanding of the existence of disparities in the juvenile justice system (i.e., identifying when and how outcomes for justice-involved youth vary depending on demographic factors).”
- “It would be helpful to also understand the specific data that is collected at different points of contact currently--and how similar categories of demographic data may be labeled differently in different systems.”

More Multi-Agency Reporting

- We could produce more useful data analysis if we broke down silos and used data from multiple agencies
- Requires conversations on:
 - Data identifiers
 - Data definitions
 - Reporting scheduling
 - Privacy/confidentiality

Quotes: More Multi-Agency Reporting

- “Identify ways to share data appropriately and securely across agencies to improve policy and practice and outcomes for kids”
- “Data should be analyzed across the different agencies to see if the same youth pass through the agencies”
- “Common process/platform for sharing the data; common identifier”
- “Agencies should be coordinating to assess if they are serving the same kids (on an aggregate level, not individual data sharing)”
- “Establish inter-agency coordination regarding reports”
- “Regular reporting on key indicators of child well-being should be possible and public on a quarterly basis”

Increase Transparency & Accessibility

- Data analyses should be more publicly accessible
- Some raw datasets should be available as well
- Information should be conveyed in way that is:
 - Understandable to public
 - Useable for staff
 - Actionable for law makers

Quotes: Increase Transparency & Accessibility

- “Aggregate, de-identified data should be available in a way that allows juvenile justice system outcomes to be understood not only by the stakeholders involved in data collection and reporting, but also those involved in the policymaking process and the general public.”
- “The summary reporting should be transparent to all. Detailed reports should be available to those who can take action to make changes to improve the welfare of youth”
- “Some raw data should be available to the public and all analysis should be available.”
- “Electronic data warehouse should be maintained w/ opportunities for public consumption”

Goals: Key Themes

1. Be purposeful and strategic: we need a cross-agency plan!
2. Report on outcome data as well as process data
3. Disaggregate data by demographic categories
4. More multi-agency collaboration & reporting
5. Increase transparency and public accessibility

Year 1 Proposed Objectives

- 1) Aggregate Data Collection Improvement Feasibility Report (JUNE 30)
- 2) Develop Starter JJ System Data Website
- 3) Develop Interagency Data Collection & Reporting Plan

June 30 Feasibility Report

Feasibility Report Outline

Now

- What could we produce now, with current systems and processes?
- What are the barriers & challenges that keep us from doing more?

Soon

- What could we produce within 6 mos – 1 year with some non-resource-intensive changes to current systems and processes?

Later

- What would we ultimately like to be able to produce?
- What would it take to get there?
- Are there new technologies that might help us get there?

Aggregate statistical data for every contact youth has with justice agency or service-provider

June 30 Feasibility Report

Feasibility Report Timeline

Task	Timeline	Notes
Identify what is currently available for aggregate reporting per legislative specifications	Produce report for full board by 2/27 meeting	Spreadsheet out to agencies for review/feedback
Identify collective goals and priorities	January meeting Continue in February if needed	Report to full board by 2/27 meeting
Understand barriers & challenges	January meeting Continue in February if needed	Report to full board by 2/27 meeting
Identify short term steps (“Soon”) to meet legislative specifications and other relevant short-term goals	February/March meetings	

June 30 Feasibility Report

Feasibility Report Timeline

Task	Timeline	Notes
Present updates & recommendations to JJPAD Board	April	Full board meets 4/11
Discuss/incorporate feedback from Board	April	
Review draft report	May	
Report goes to full JJPAD	June	Full board meets 6/12
Report issued	By June 30th	

Develop Starter JJ Data System Website

Task	Timeline	Notes
Identify starter “core” data set for inclusion on website	Spring 2019	Focus on “easy” data sets – already publicly reported and/or easy to pull – to start
Develop agreements with core agencies re: data request & reporting schedule	Spring 2019	Request is for aggregates (broken down in key ways), no identifiable information
Begin site mock-ups	April 2019	Can start with fake data
Launch initial site	TBD – Summer 2019?	Depends on when data can be produced
Develop plan for inclusion of additional data sets	Ongoing (but begin in earnest following launch)	

Interagency Data Collection & Reporting Plan

- Plan elements could include:
 - Process mapping & data point identification
 - Data dictionary
 - Definition alignment plan
 - Data sharing agreements & discussions re: pain points
 - Joint data project brainstorming & prioritization
 - Long-term planning re: JJ data website
 - Recommendations re: technology updates

Potential Learning Sessions

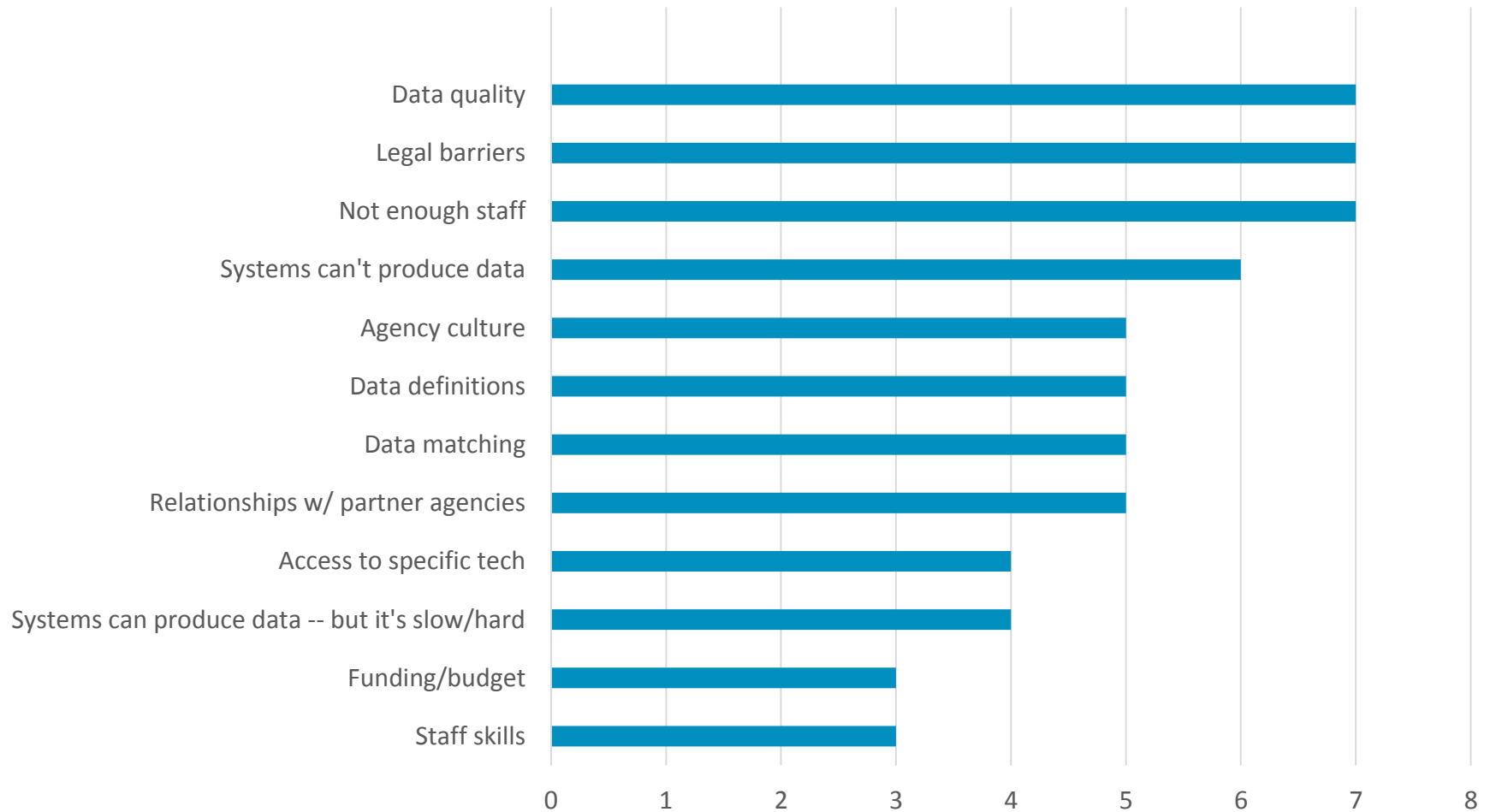
- Invited presentations on innovations in technology
 - EOTSS
 - Boston University Hariri Center
- Discussion session(s) with potential academic research partners

PRE-MEETING SURVEY RESULTS, PART II

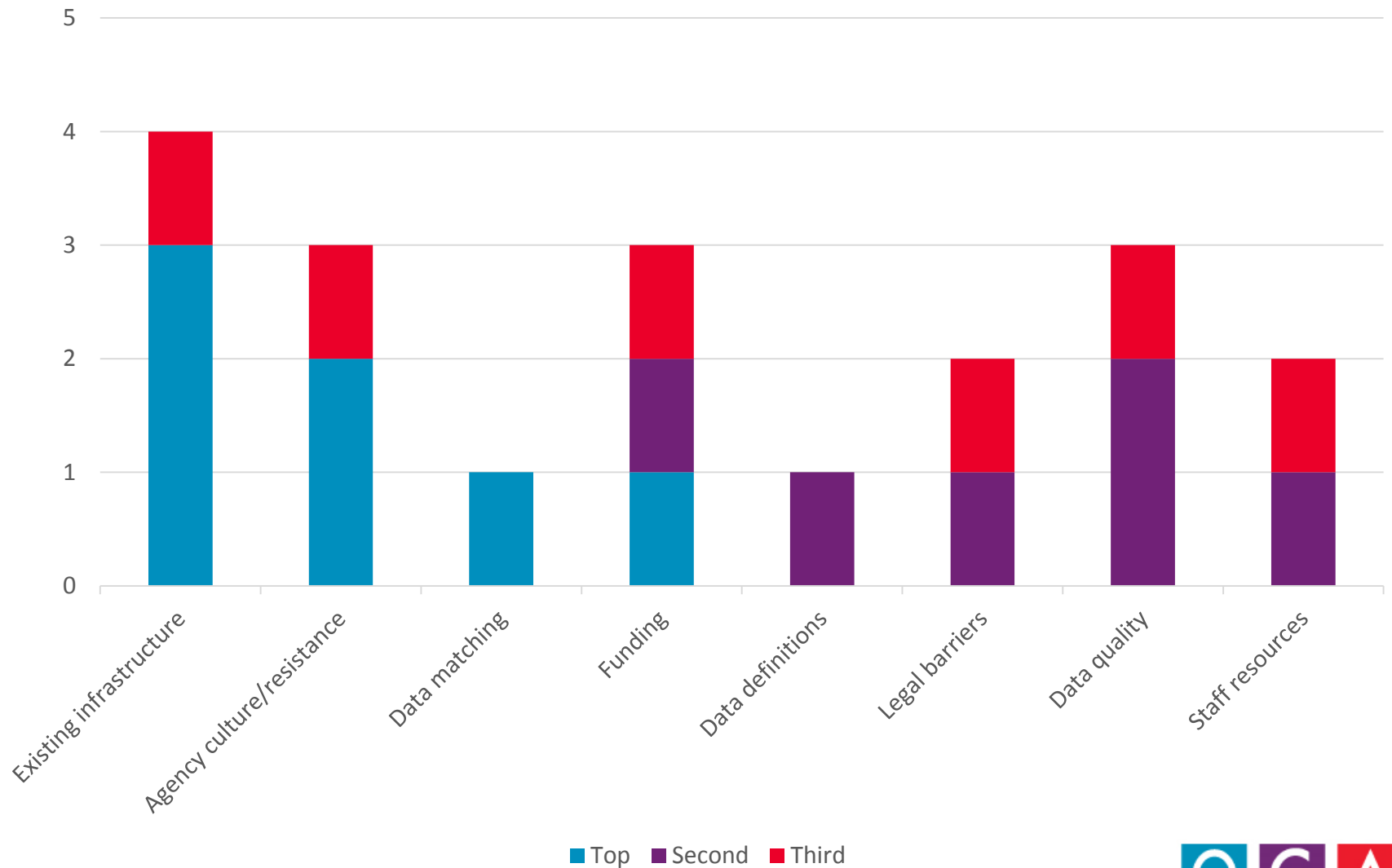
Goals: Key Themes

1. Be purposeful and strategic: we need a cross-agency plan!
2. Report on outcome data as well as process data
3. Disaggregate data by demographic categories
4. More multi-agency collaboration & reporting
5. Increase transparency and public accessibility

Barriers and Challenges



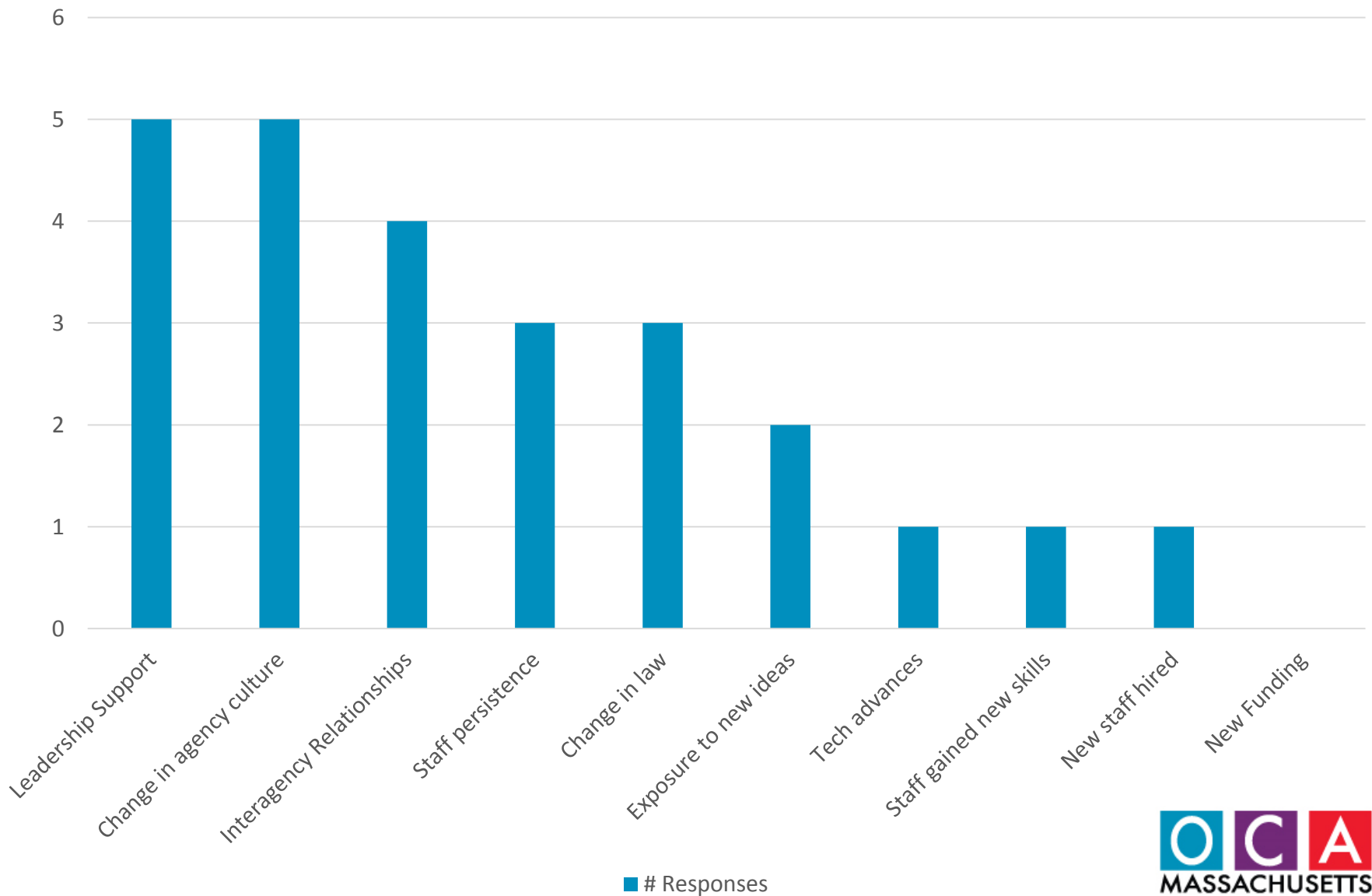
Barriers & Challenges, Ranked



Success Stories

- JDAI Data Dashboards
- DYS/DCF Data Shares
- Suffolk DA Partnership with UMASS
- Probation Tableau data site
- Executive branch MOU re: data sharing
- Creation of EOTSS
- Agency partnerships with CJIS and DOL

Factors Leading to Success



June 30th Report Step One

- Review draft spreadsheet
- Schedule calls to discuss as needed
- Goal: Report to 2/27 JJPAD Board re: current availability of data
- Deadline: February 8th

Contact

Melissa Threadgill

Director of Juvenile Justice Initiatives

melissa.threadgill@mass.gov

617-979-8368