

Juvenile Justice Policy and Data Board

Data Subcommittee

July 18th
2pm – 4pm

Agenda

- Welcome and Introductions
- Review & Approval of May & June Meeting Minutes
- Fall Implementation Report Data Requests
- Juvenile Justice Data Website
- Presentation from EOTSS

Fall Implementation Report

- At previous meeting, we discussed specifics of data metrics that would help us meet statutory requirements to measure changes post-implementation of juvenile justice law changes:
 - changes in the **age of the youth** involved with the juvenile justice system
 - changes in the way youth are being matched to and provided **services**
 - **youth outcomes** as a result of these changes in service delivery
 - changes in delinquency **charging patterns**
 - any remaining or emerging **gaps in educational supports and other needed services.**
- Need to report data from July 1, 2017 through June 30, 2019 (one year pre/post) to full JJPAD Board & Legislature this fall
- OCA will follow up with agencies regarding specific data request next week (EOPSS, DYS, Juvenile Court, Probation, DESE, DMH, DCF, DPH)



Juvenile Justice Data Website

July 18th 2019



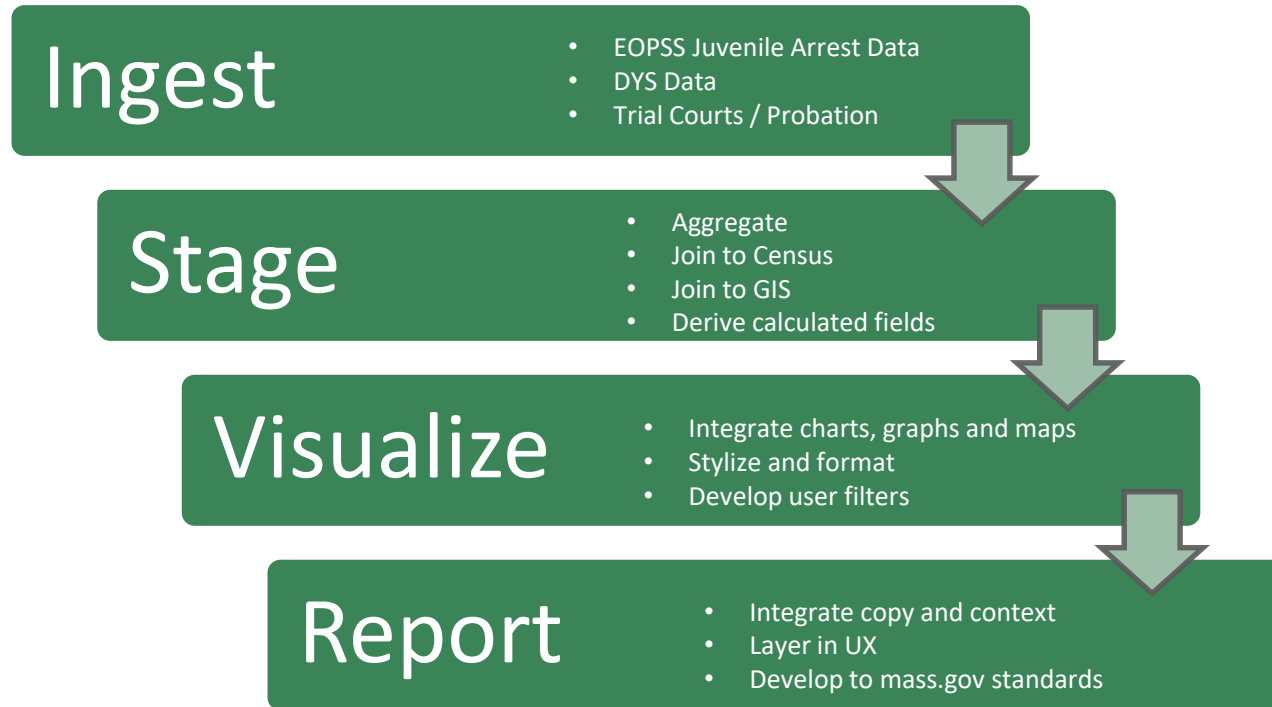


Juvenile Justice Data Website

Objectives:

- Publish a public-facing interactive web-based data visualization website for on the state of juvenile justice in Massachusetts
- Incorporate data from many different MA State Agencies
- When possible join data from different agencies to build cross-agency insights
- Utilize tools and processes that can be transitioned to Office of Child Advocate (OCA) for site maintenance and sustainability

Juvenile Justice Data Website

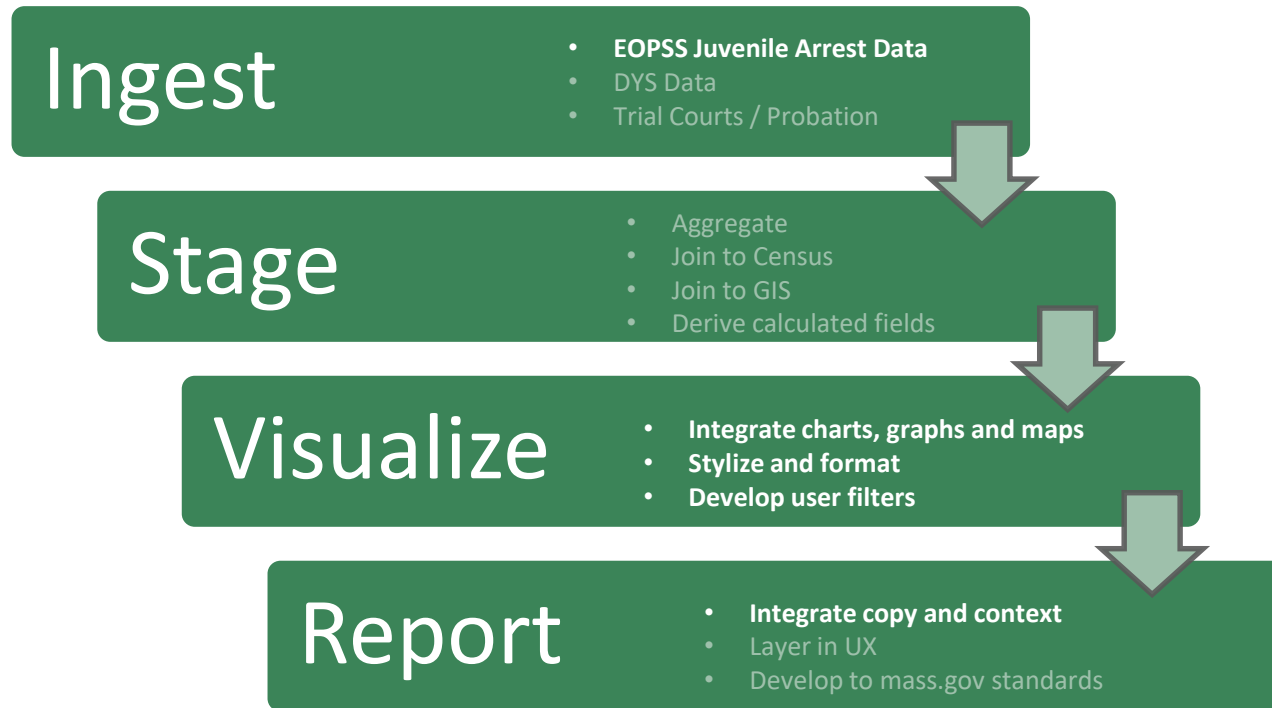


Technology Stack



Mass.gov

Juvenile Justice Data Website



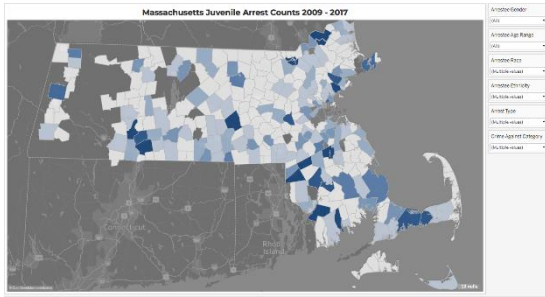
Technology Stack



Mass.gov

Data Visualization Overview – EOPSS Juvenile Arrest Data (1/2)

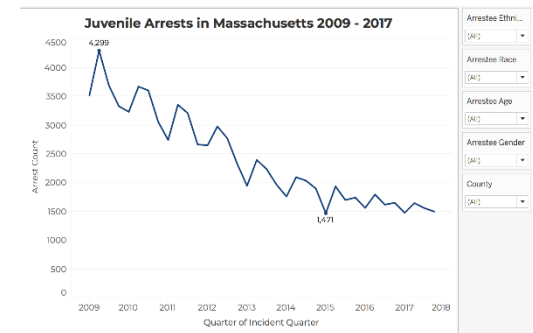
Data Overview Visualizations



Map-Based Overview
(Cities and Towns)



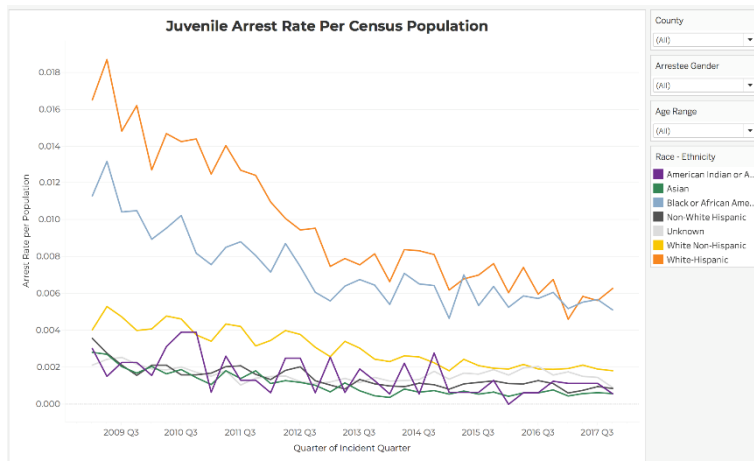
Demographics Breakout



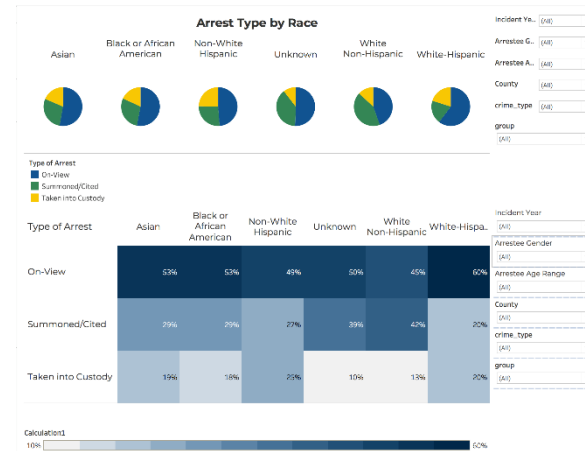
Arrests Over Time

Data Visualization Overview – EOPSS Juvenile Arrest Data (2/2)

Impact of Race on Arrest Visualizations



Arrest Counts Normalized By Census



Type of Arrest

Next Meeting Date

- No August Meeting
- Will send out Doodle to schedule fall meetings