

Juvenile Justice Policy and Data Board

Data Subcommittee Meeting
October 11, 2023

Agenda

1. Welcome and Introductions
2. Approval of June Meeting Minutes
3. Dually Involved Youth: Methodology Discussion
4. Update on FY23 Annual Report Data

Dually Involved Youth: Data Deep Dive Project

JJPAD Dually Involved Youth Project

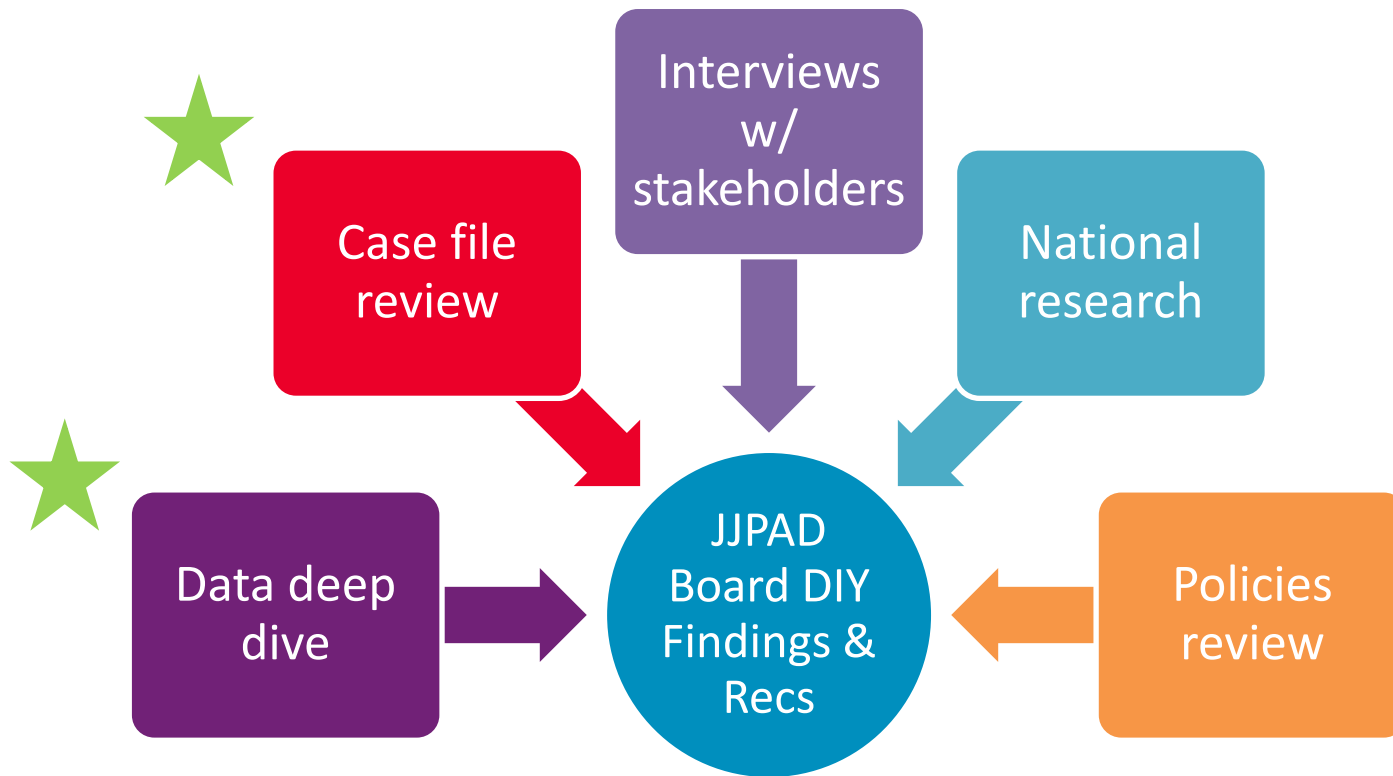
Guiding Questions

1. Who is crossing –over and why?
2. Are there policies & practices specific to MA that are contributing to crossover?
3. Can any of these youth be diverted?

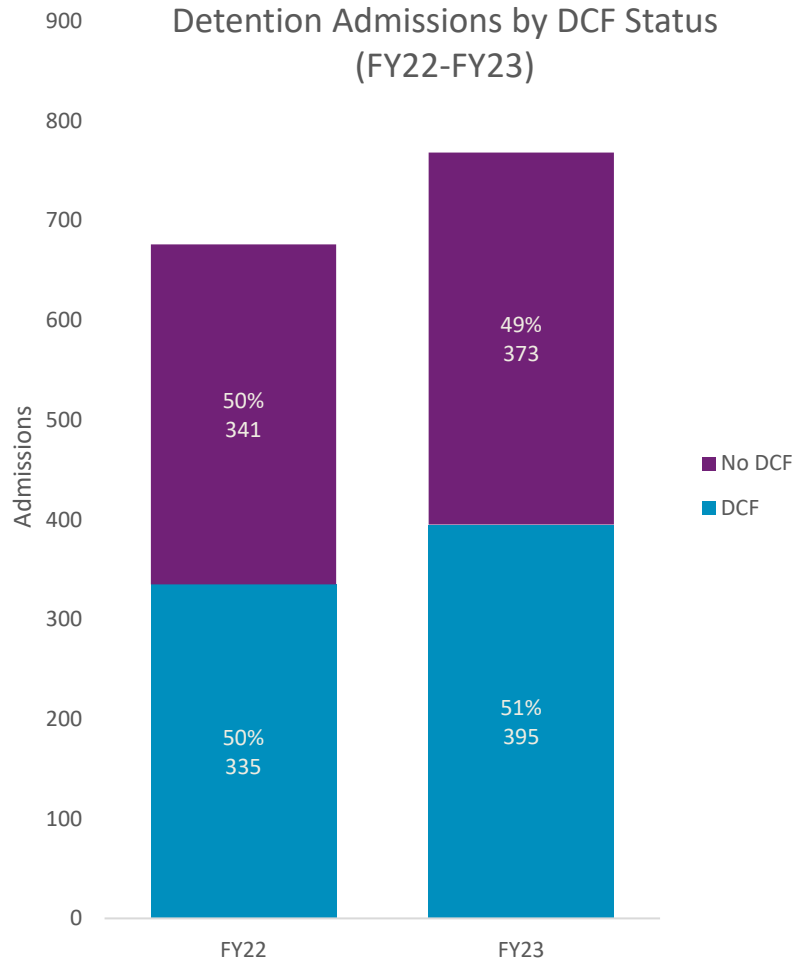
Goal

- Make recommendations to improve supports/service models for youth to prevent crossover or reduce harm
- Identify cohorts of youth that may benefit from being served in the community vs. detention
- Make recommendations to improve community-based supports/service models for youth at risk of crossover

JJPAD Dually Involved Youth Project



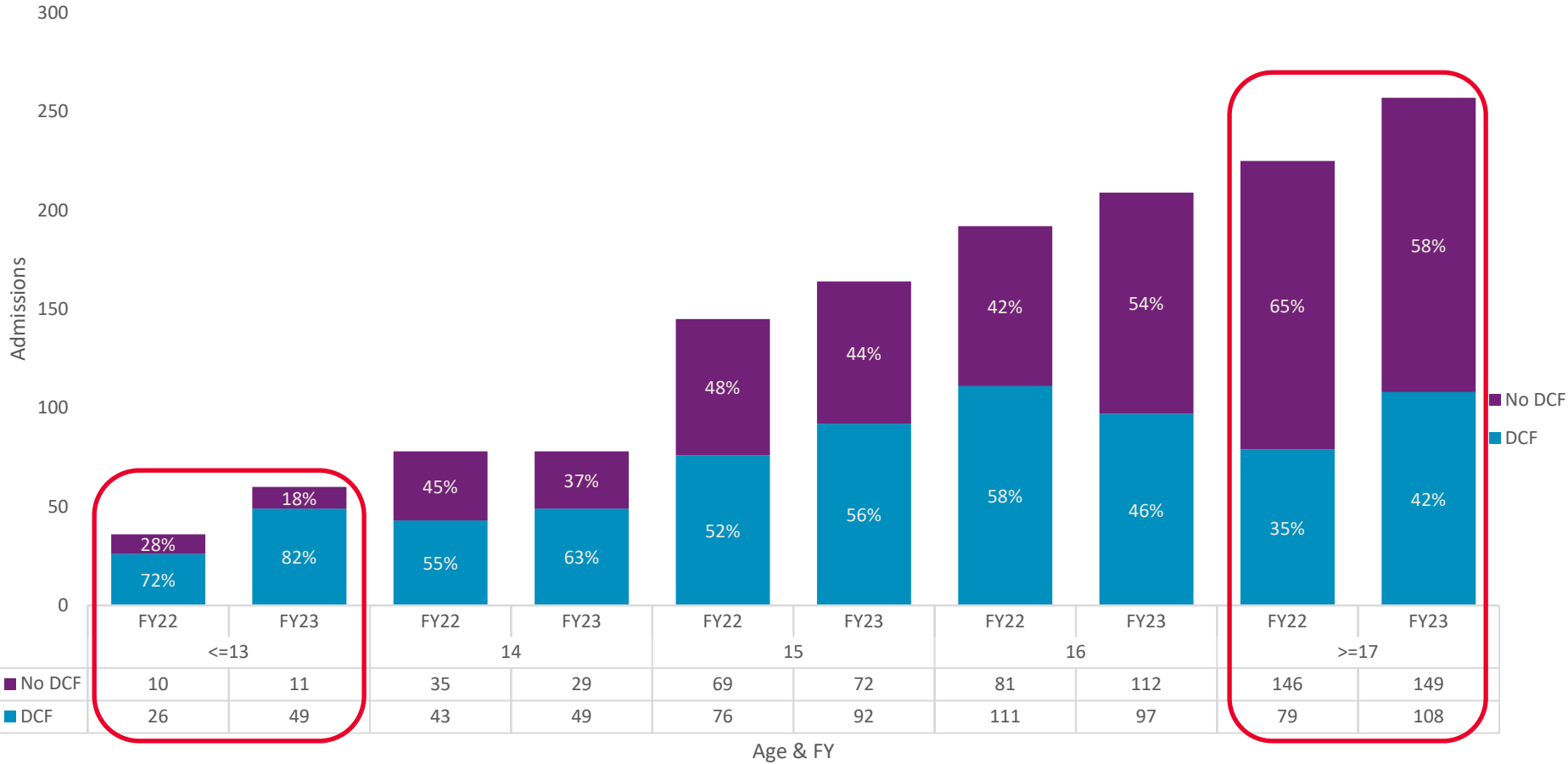
FY23 Detention Admissions



- Detention admissions increased 14% from FY22 to FY23
- This was driven by an increase in admissions for youth with DCF involvement (increase of 18% vs. non-DCF increase of 9%)
- In FY23, youth with DCF involvement accounted for 51% of all detention admissions

Dually involved youth age distribution (FY22-FY23)

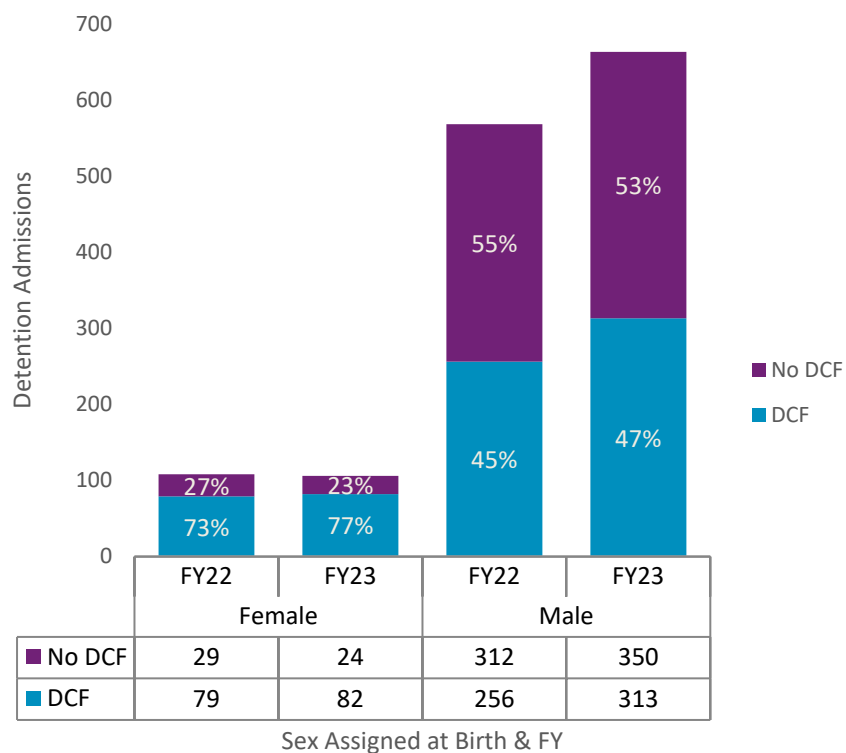
Detention Admissions by DCF Status & Age (FY22-FY23)



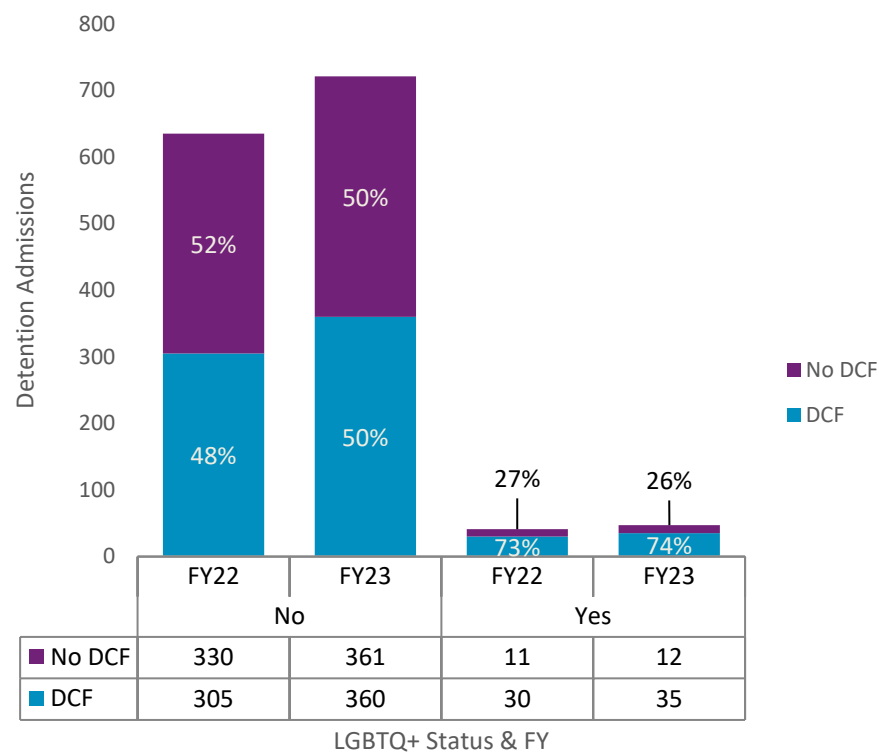
- The biggest jump in admissions for youth with DCF involvement were for youth <=13 (88%) and >=17 years old (37%)

Dually involved youth sex assigned at birth & LGBTQ+ status (FY22-FY23)

Detention Admissions by DCF Status & Sex Assigned at Birth (FY22-FY23)



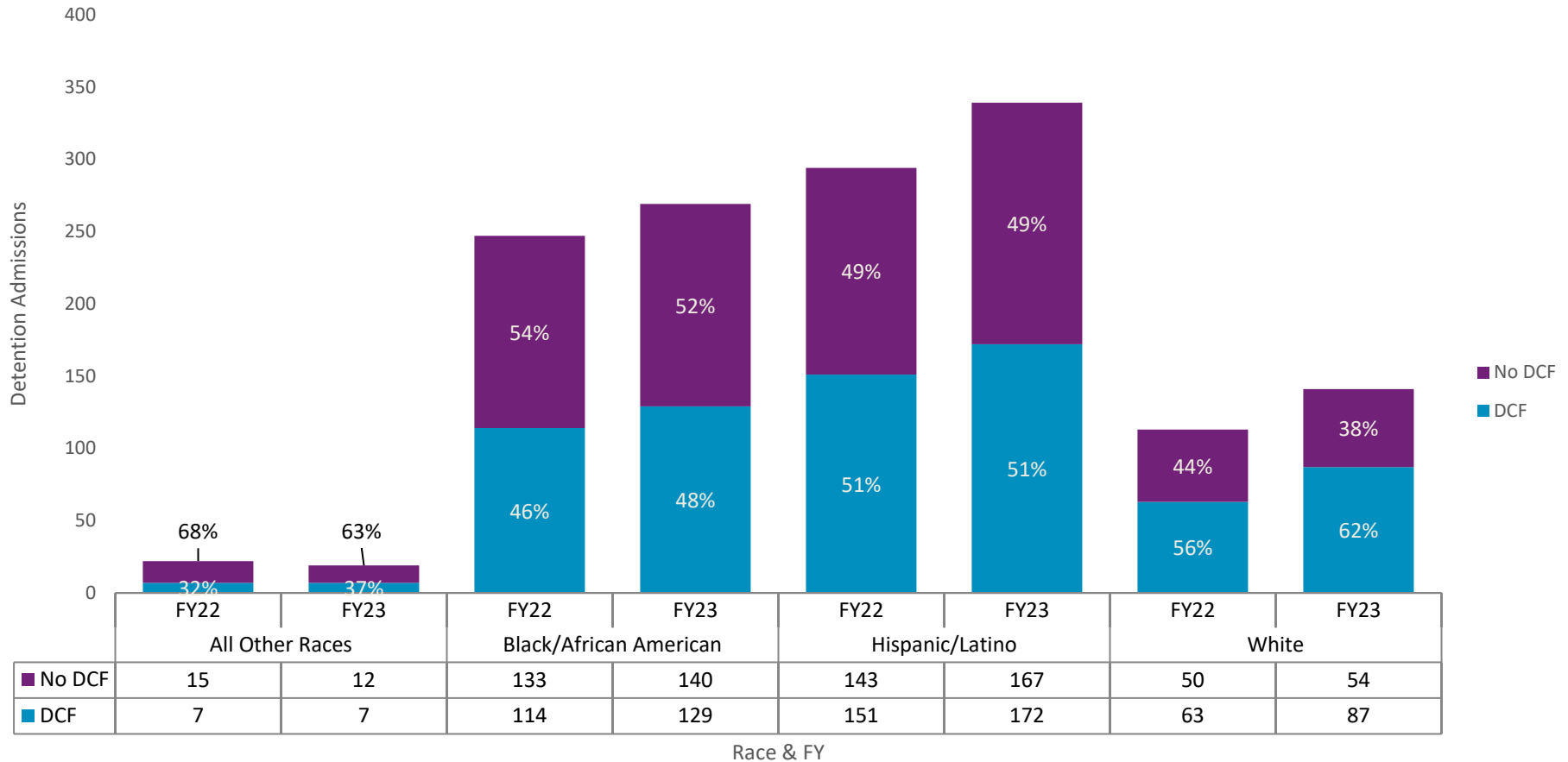
Detention Admissions by DCF Status & LGBTQ+ Status (FY22-FY23)



- Increase in detention admissions for youth involved in DCF driven by boys (22%)
- Of all the girls detained in FY23, 77% had DCF involvement at the time of their detention admission
- Of all the youth that identified as LGBTQ+ detained in FY23, 74% had DCF involvement at the time of their detention admission

Dually involved youth race distribution (FY22-FY23)

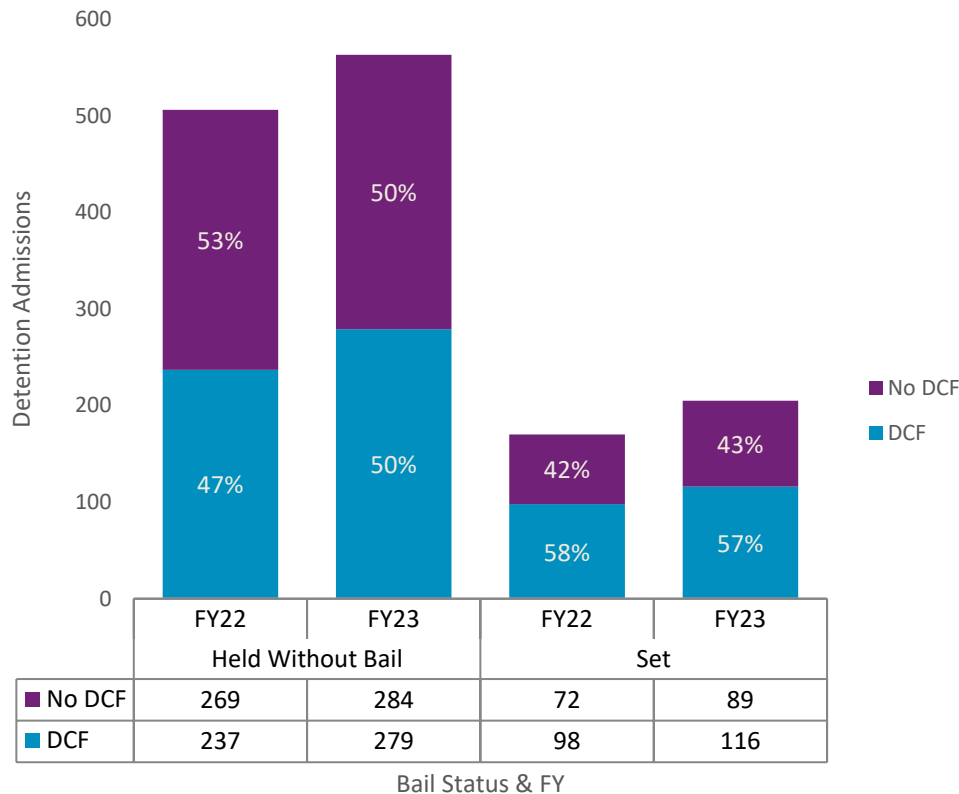
Detention Admissions by DCF Status & Race (FY22-FY23)



- The biggest jump in admissions for youth with DCF involvement was for white youth (38%)

Dually involved youth bail status (FY22-FY23)

Detention Admissions by DCF Status & Bail Status (FY22-FY23)

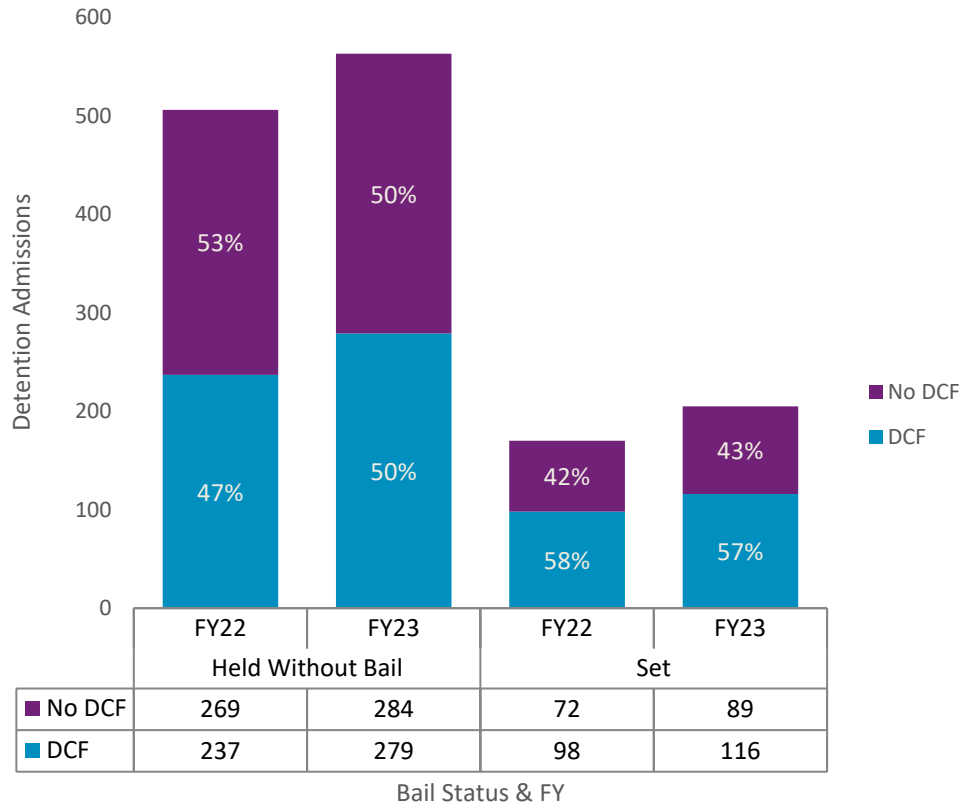


Bail Amt.	CW Status	FY22	FY23	% Change
Under \$50	DCF	24	44	83%
	No DCF	11	16	45%
\$50-99	DCF	10	11	10%
	No DCF	2	5	150%
\$100-499	DCF	21	24	14%
	No DCF	5	10	100%
\$500-999	DCF	16	11	-31%
	No DCF	8	16	100%
\$1,000-9,999	DCF	22	20	-9%
	No DCF	31	32	3%
\$10,000-99,999	DCF	5	6	20%
	No DCF	15	10	-33%

- Of all the youth detained with bail set in FY23, 57% had DCF involvement at the time of their detention admission.
- Between FY22 and FY23, there was an 83% increase in the number of youth with DCF involvement held on bail amounts under \$50.

Dually involved youth held without bail (FY22-FY23)

Detention Admissions by DCF Status & Bail Status (FY22-FY23)

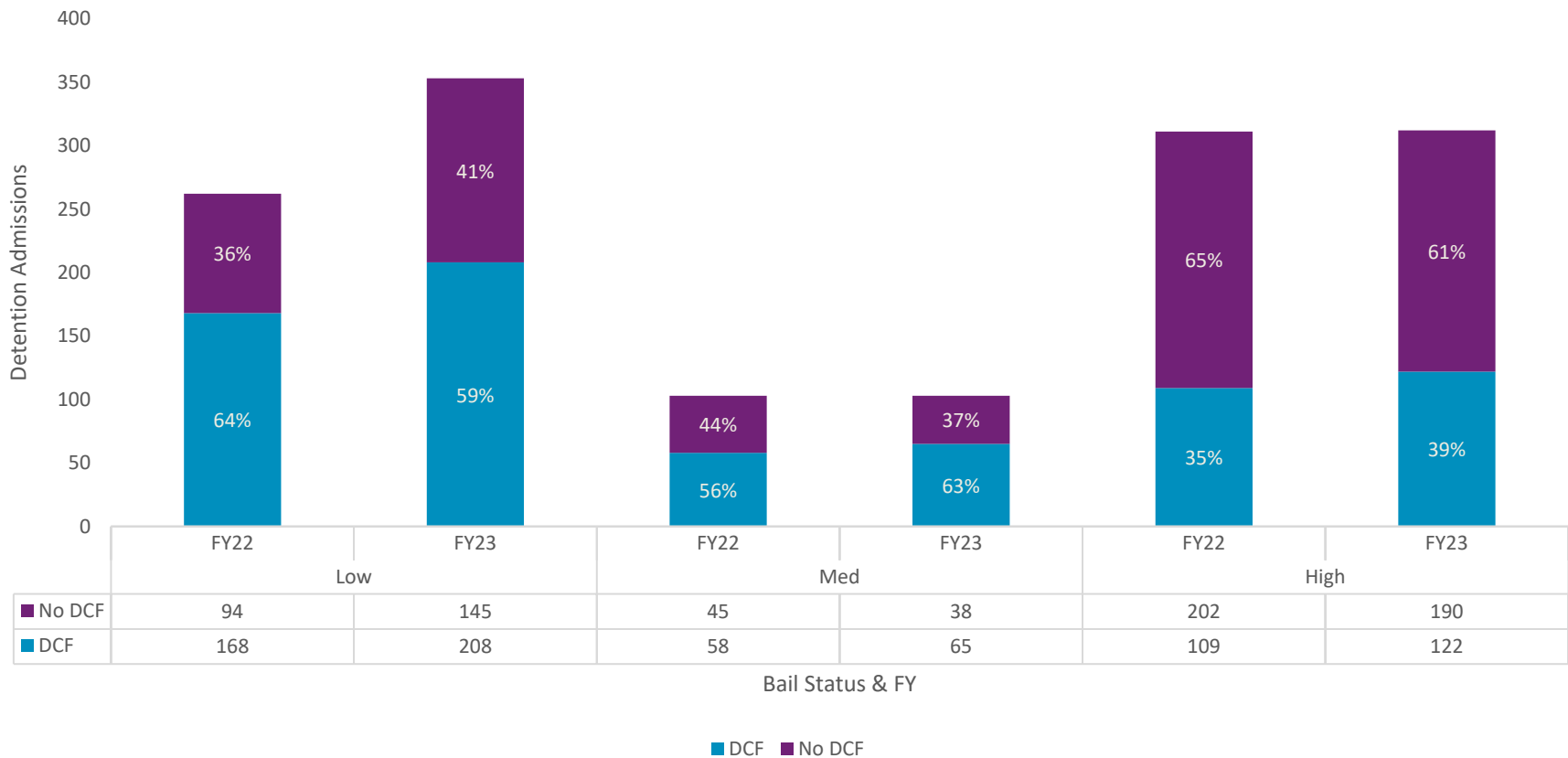


Held W/O Reason	CW Status	FY22	FY23	% Change
58A - Danger to Public	DCF	28	32	14%
	No DCF	77	76	-1%
Bail/PR Revoked	DCF	125	133	6%
	No DCF	105	101	-4%
Probation Violation Hearing	DCF	60	78	30%
	No DCF	62	63	2%

- Of all the youth detained without bail set in FY23, 50% had DCF involvement at the time of their detention admission

Dually involved youth offense severity (FY22-FY23)

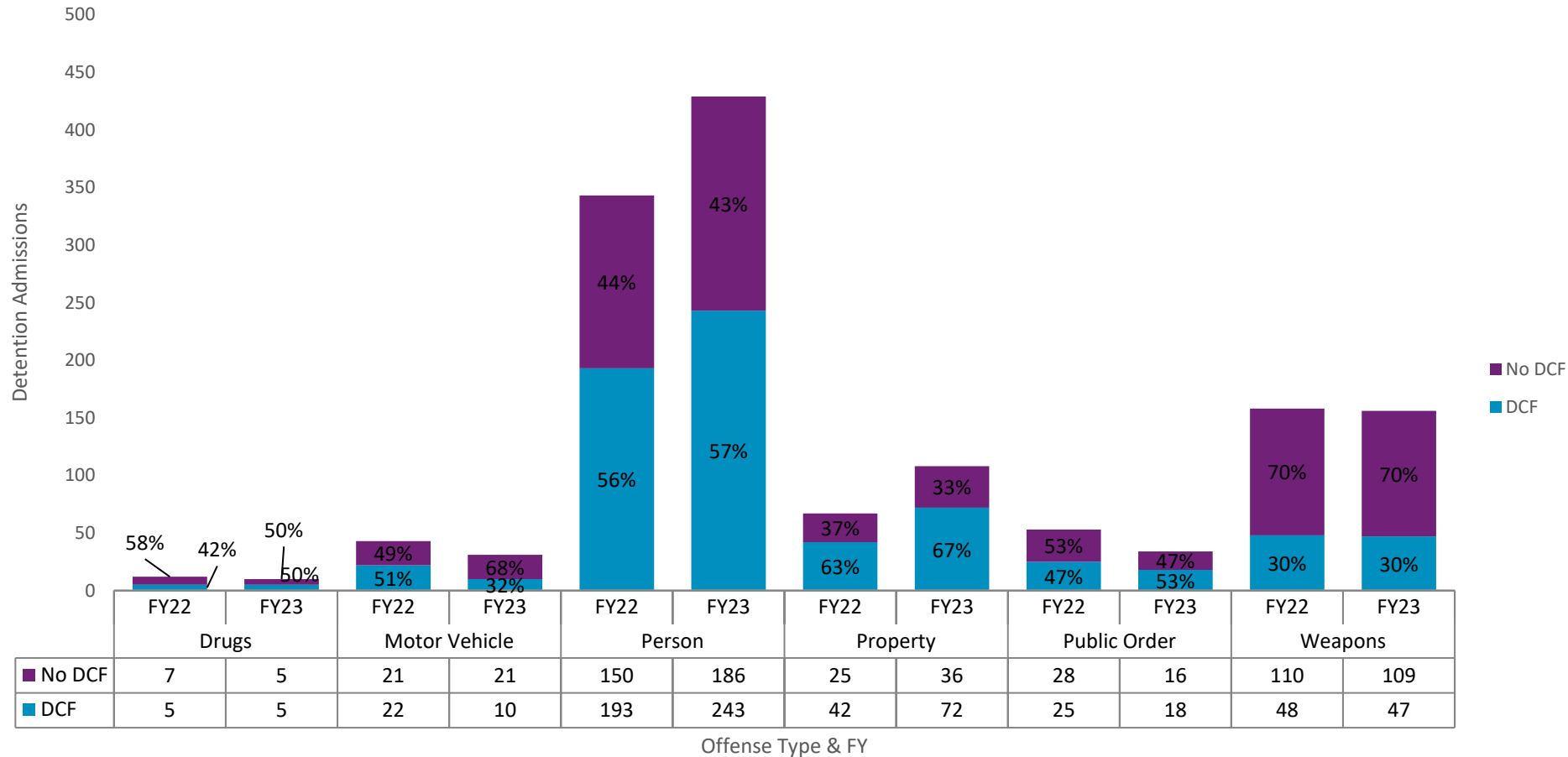
Detention Admissions by DCF Status & Grid Level (FY22-FY23)



- Increase in admissions for youth with DCF involvement driven by low level offenses (24%)

Dually involved youth offense type (FY22-FY23)

Detention Admissions by DCF Status & Offense Type (FY22-FY23)



- Increase in admissions for youth with DCF involvement driven by youth alleged of committing person offenses (26%).

Discussion Questions



**What takeaways
from the data did
you have?**

**What surprised
you about the
data?**

Data Deep Dive: Guiding Questions

1. Are there commonalities in the circumstances surrounding an arrest & DYS admission for youth involved with DCF, specific to their child welfare system involvement?
If so, what are those commonalities?
2. How/does the level of DCF involvement impact use of DYS?



1. Are there points of intervention to prevent detention admissions or commitments for youth whose families have an open case for services with DCF?
If so, what are they and which may be helpful in prevention?
2. In cases where an admission to DYS does happen, what support is needed for this group that differs from other youth? What does the state need to consider?

Data Deep Dive:

Sample & Key Terms

1. Youth with a **pretrial detention** admission in FY22 or FY23 who had DCF involvement...

2. Youth **committed** to DYS in FY22 or FY23 who had DCF involvement...

3. Youth participants in DYS **YES** program in FY22 or FY23 who had DCF involvement...

For each group, stratified by DCF involvement:

- at the time of their [DYS process point] admission
- within 6 months of their [DYS process point] admission
- within 1 year of their [DYS process point] admission
- within 4 years of their [DYS process point] admission

Relevant Terms	Definition
Detention admission	Youth's first admission that year
Commitment	Youth's first commitment that year
YES Participation	Youth participating in Youth Engaged in Services (YES) programming through DYS
DCF Involvement	Includes 51B, Open for services, a CRA Referral/Court referral, Voluntary case

FY22 & FY23 Data

DCF Measures

- Demographics
- Geography
- DCF contact/Case information
- DCF Placement information
- Youth needs, supports and interventions
- Family needs, supports and interventions

DYS Measures

- Demographics
- Geography
- Delinquency case information
- Needs, supports and interventions
- DYS placement information

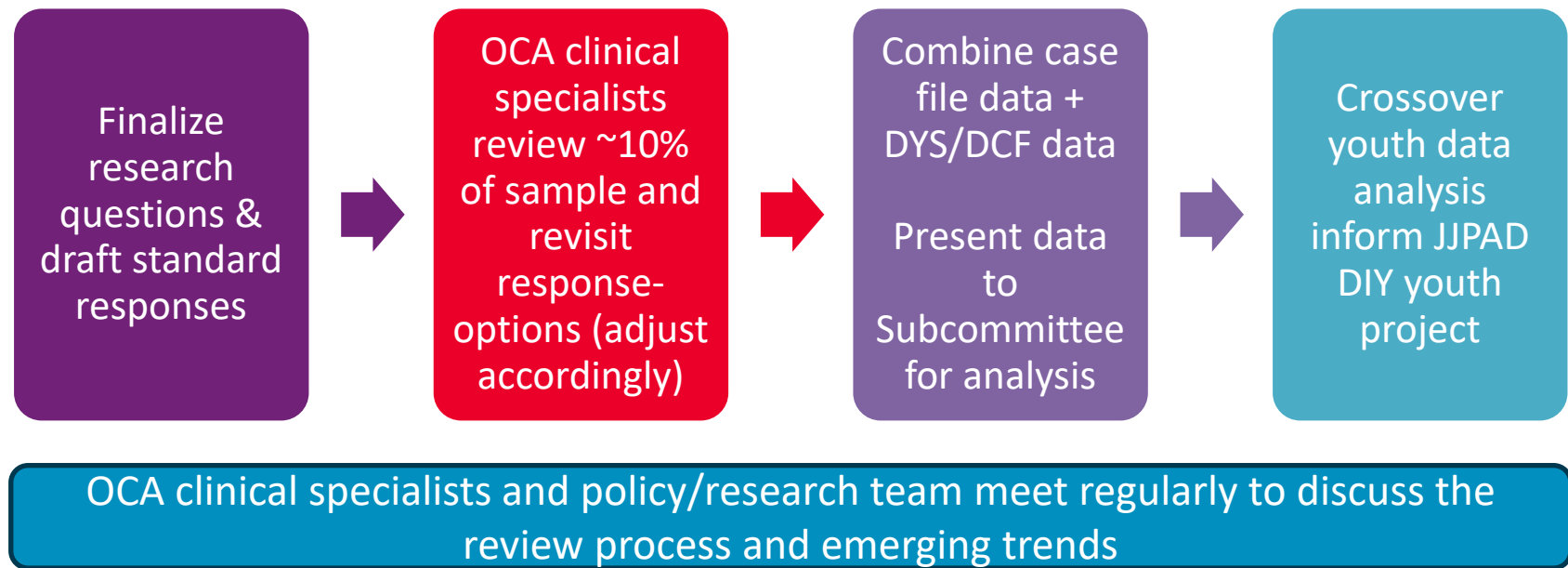
Case File Review Questions: Related to the Delinquency Allegation

1. Where, physically, did the arrest take place?
2. What were the events leading up to the arrest? Any evidence of behavior escalation?
3. Is there any documentation that speaks to the decision-making process on *why* youth were detained(or committed)?

Case File Review Questions: Related to Interventions/Supports

1. Were there any other significant life events (good or bad) in the past year?
2. What services/supports was the youth involved in during the past year?
3. Is there any evidence this youth experienced challenges in the past year accessing certain services?
4. What other state agencies have been involved in the youth's family's life in the past year?

Case File Review Process



Crossover Youth Data Deep Dive Discussion



1. Are there commonalities in the circumstances surrounding an arrest DYS admission for youth involved with DCF, specific to their child welfare system involvement?
If so, what are those commonalities?
2. How/does the level of DCF involvement impact use of DYS?

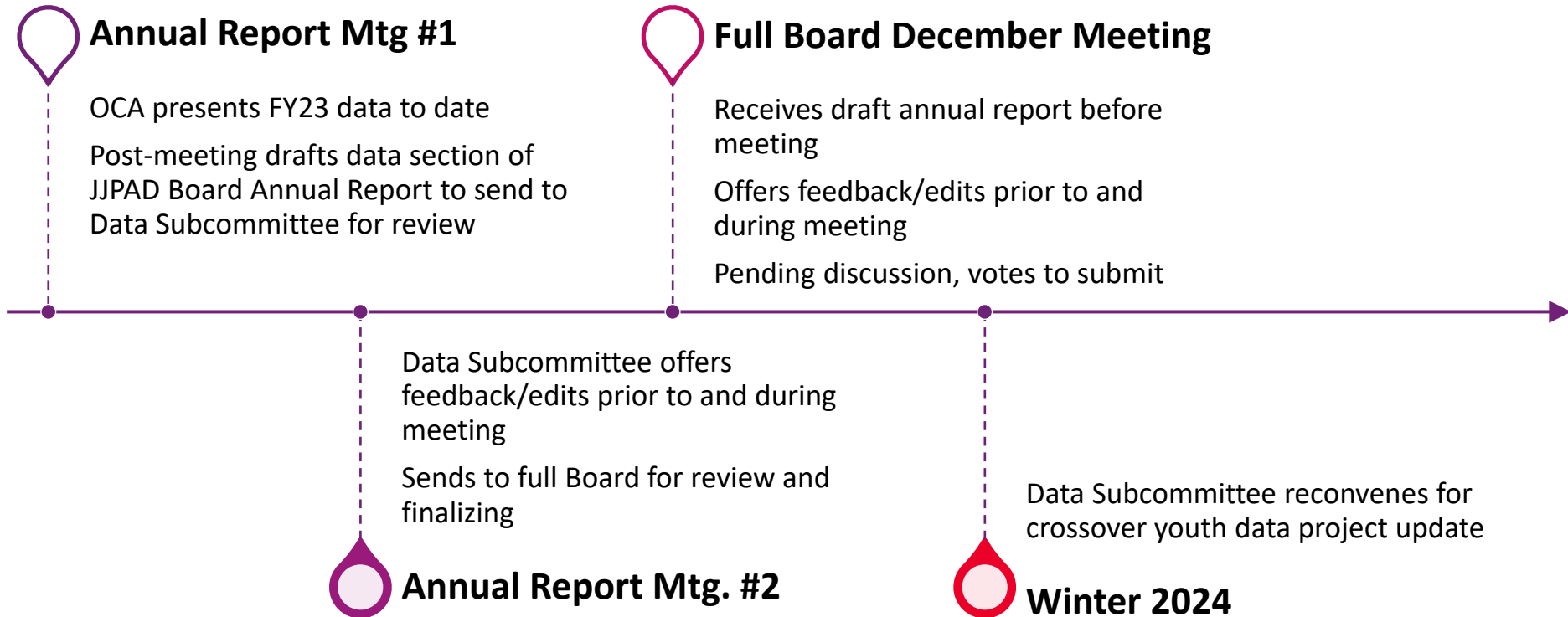


1. Are there points of intervention to prevent detention admissions or commitments for youth whose families have an open case for services with DCF?
If so, what are they and which may be helpful in prevention?
2. In cases where an admission to DYS does happen, what support is needed for this group that differs from other youth? What does the state need to consider?

What other data should we be analyzing?

What else do we need to incorporate into our processes?

Next steps



Next Meeting:

TBD tomorrow (10/12)

(All meetings are virtual; Zoom information is in each calendar invitation)



Contact

Kristi Polizzano

Juvenile Justice Program Manager

kristine.polizzano@mass.gov

Morgan Byrnes

Policy and Research Analyst

morgan.byrnes@mass.gov