

**Parameters Selected:**

Location Level:	Career Center
Region:	Boston
Career Center:	Boston Career Link
Start Date:	10/1/16
End Date:	12/31/16
Report Level :	Selected View: Industry Division, Industry, and City
Targeted Industries:	All

**Job Orders by Industry by City**  
**Boston Career Link**  
**October 01, 2016 to December 31, 2016**

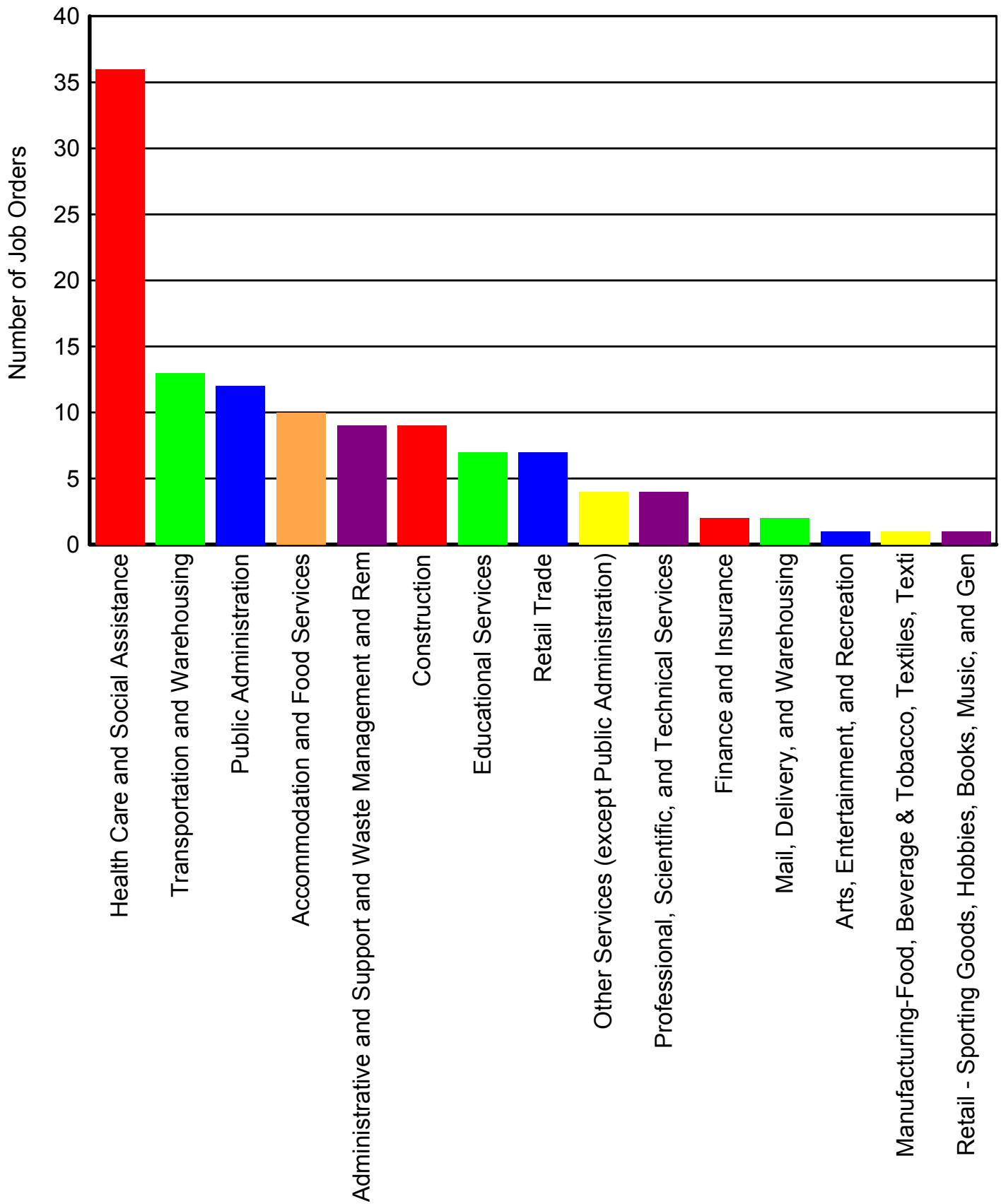
Selected View: Industry  
Division, Industry, and City

<b><u>Industry Division/Industry/City</u></b>	<b><u># Employers</u></b>	<b><u># Job Orders</u></b>	<b><u># Openings</u></b>
<b><i>Accommodation and Food Services</i></b>	<b>7</b>	<b>10</b>	<b>19</b>
<b>Cafeterias, Grill Buffets, and Buffets</b>	<b>1</b>	<b>2</b>	<b>2</b>
<b>Outside Region</b>	<b>1</b>	<b>2</b>	<b>2</b>
<b>Full-Service Restaurants</b>	<b>3</b>	<b>3</b>	<b>3</b>
<b>Boston</b>	<b>2</b>	<b>2</b>	<b>2</b>
<b>Outside Region</b>	<b>1</b>	<b>1</b>	<b>1</b>
<b>Hotels (except Casino Hotels) and Motels</b>	<b>1</b>	<b>3</b>	<b>3</b>
<b>Outside Region</b>	<b>1</b>	<b>3</b>	<b>3</b>
<b>Limited-Service Restaurants</b>	<b>1</b>	<b>1</b>	<b>10</b>
<b>Boston</b>	<b>1</b>	<b>1</b>	<b>10</b>
<b>Mobile Food Services</b>	<b>1</b>	<b>1</b>	<b>1</b>
<b>Outside Region</b>	<b>1</b>	<b>1</b>	<b>1</b>
<b><i>Administrative and Support and Waste Management and Remediation Services</i></b>	<b>6</b>	<b>9</b>	<b>9</b>
<b>Employment Placement Agencies</b>	<b>2</b>	<b>2</b>	<b>2</b>
<b>Boston</b>	<b>1</b>	<b>1</b>	<b>1</b>
<b>Outside Region</b>	<b>1</b>	<b>1</b>	<b>1</b>
<b>Facilities Support Services</b>	<b>1</b>	<b>2</b>	<b>2</b>
<b>Outside Region</b>	<b>1</b>	<b>2</b>	<b>2</b>
<b>Other Nonhazardous Waste Treatment and Disposal</b>	<b>2</b>	<b>4</b>	<b>4</b>
<b>Boston</b>	<b>1</b>	<b>3</b>	<b>3</b>
<b>Outside Region</b>	<b>1</b>	<b>1</b>	<b>1</b>
<b>Security Guards and Patrol Services</b>	<b>1</b>	<b>1</b>	<b>1</b>
<b>Boston</b>	<b>1</b>	<b>1</b>	<b>1</b>
<b><i>Arts, Entertainment, and Recreation</i></b>	<b>1</b>	<b>1</b>	<b>1</b>
<b>Museums</b>	<b>1</b>	<b>1</b>	<b>1</b>
<b>Boston</b>	<b>1</b>	<b>1</b>	<b>1</b>
<b><i>Construction</i></b>	<b>2</b>	<b>9</b>	<b>9</b>
<b>All Other Specialty Trade Contractors</b>	<b>1</b>	<b>1</b>	<b>1</b>
<b>Boston</b>	<b>1</b>	<b>1</b>	<b>1</b>
<b>Other Building Equipment Contractors</b>	<b>1</b>	<b>8</b>	<b>8</b>
<b>Boston</b>	<b>1</b>	<b>8</b>	<b>8</b>
<b><i>Educational Services</i></b>	<b>3</b>	<b>7</b>	<b>7</b>
<b>All Other Miscellaneous Schools and Instruction</b>	<b>2</b>	<b>5</b>	<b>5</b>
<b>Boston</b>	<b>1</b>	<b>1</b>	<b>1</b>
<b>Jamaica Plain</b>	<b>1</b>	<b>1</b>	<b>1</b>
<b>Outside Region</b>	<b>1</b>	<b>3</b>	<b>3</b>
<b>Professional and Management Development Training</b>	<b>1</b>	<b>2</b>	<b>2</b>
<b>Outside Region</b>	<b>1</b>	<b>2</b>	<b>2</b>
<b><i>Finance and Insurance</i></b>	<b>2</b>	<b>2</b>	<b>2</b>

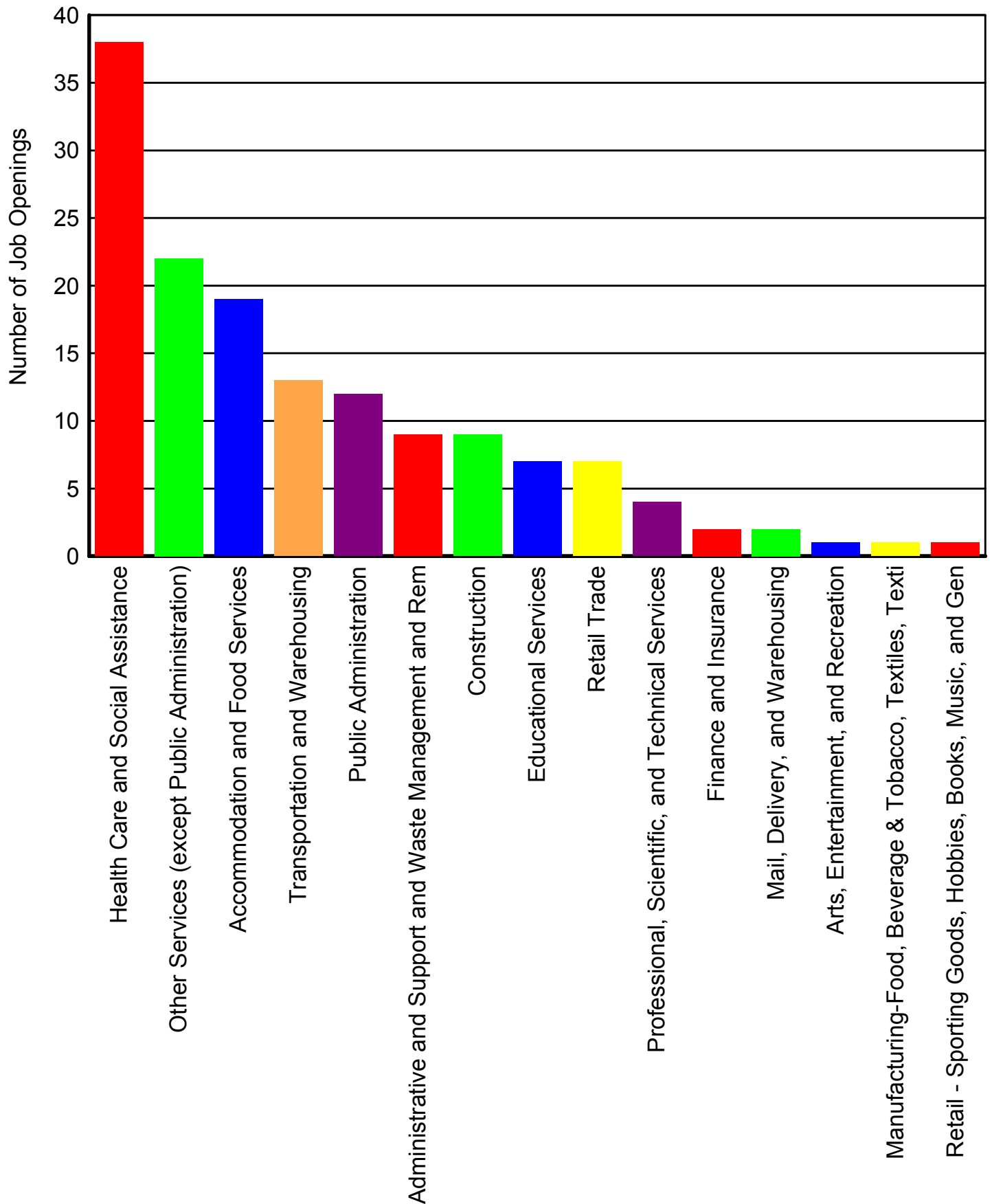
<u>Industry Division/Industry/City</u>	<u># Employers</u>	<u># Job Orders</u>	<u># Openings</u>
Commercial Banking	1	1	1
Boston	1	1	1
Consumer Lending	1	1	1
Boston	1	1	1
<i>Health Care and Social Assistance</i>	10	36	38
General Medical and Surgical Hospitals	3	13	13
Boston	3	13	13
Home Health Care Services	1	2	2
Outside Region	1	2	2
Other Individual and Family Services	3	7	7
Boston	1	1	1
Roxbury	1	4	4
Outside Region	1	2	2
Outpatient Mental Health and Substance Abuse Centers	1	6	6
Outside Region	1	6	6
Residential Mental Health and Substance Abuse Facilities	1	1	3
Outside Region	1	1	3
Vocational Rehabilitation Services	1	7	7
Boston	1	5	5
Brighton	1	1	1
Outside Region	1	1	1
<i>Mail, Delivery, and Warehousing</i>	2	2	2
Couriers and Express Delivery Services	1	1	1
Outside Region	1	1	1
Postal Service	1	1	1
Boston	1	1	1
<i>Manufacturing-Food, Beverage &amp; Tobacco, Textiles, Textile Products, Apparel, Leather</i>	1	1	1
All Other Cut and Sew Apparel Manufacturing	1	1	1
Boston	1	1	1
<i>Other Services (except Public Administration)</i>	2	4	22
Civic and Social Organizations	1	1	1
Boston	1	1	1
Parking Lots and Garages	1	3	21
Boston	1	3	21
<i>Professional, Scientific, and Technical Services</i>	2	4	4
Advertising Material Distribution Services	1	1	1
Outside Region	1	1	1
All Other Professional, Scientific, and Technical Services	1	3	3
Boston	1	3	3
<i>Public Administration</i>	7	12	12
Administration of Air and Water Resource and Solid Waste Management Programs	1	3	3
Boston	1	3	3

<u>Industry Division/Industry/City</u>	<u># Employers</u>	<u># Job Orders</u>	<u># Openings</u>
Administration of General Economic Programs	1	1	1
Outside Region	1	1	1
Administration of Housing Programs	1	4	4
Boston	1	4	4
Administration of Human Resource Programs (except Education, Public Health, and Veterans' Affairs Programs)	2	2	2
Boston	1	1	1
Outside Region	1	1	1
National Security	1	1	1
Outside Region	1	1	1
Other General Government Support	1	1	1
Boston	1	1	1
<i>Retail - Sporting Goods, Hobbies, Books, Music, and General Merchandise</i>	1	1	1
All Other Miscellaneous Store Retailers (except Tobacco Stores)	1	1	1
Outside Region	1	1	1
<i>Retail Trade</i>	7	7	7
Clothing Accessories Stores	1	1	1
Boston	1	1	1
Family Clothing Stores	3	3	3
Boston	3	3	3
Jewelry Stores	1	1	1
Boston	1	1	1
Other Clothing Stores	1	1	1
Boston	1	1	1
Supermarkets and Other Grocery (except Convenience) Stores	1	1	1
Outside Region	1	1	1
<i>Transportation and Warehousing</i>	4	13	13
General Freight Trucking, Local	1	1	1
Boston	1	1	1
Other Support Activities for Air Transportation	1	6	6
East Boston	1	6	6
Scheduled Passenger Air Transportation	2	6	6
Boston	2	6	6
Totals:	<u>57</u>	<u>118</u>	<u>147</u>

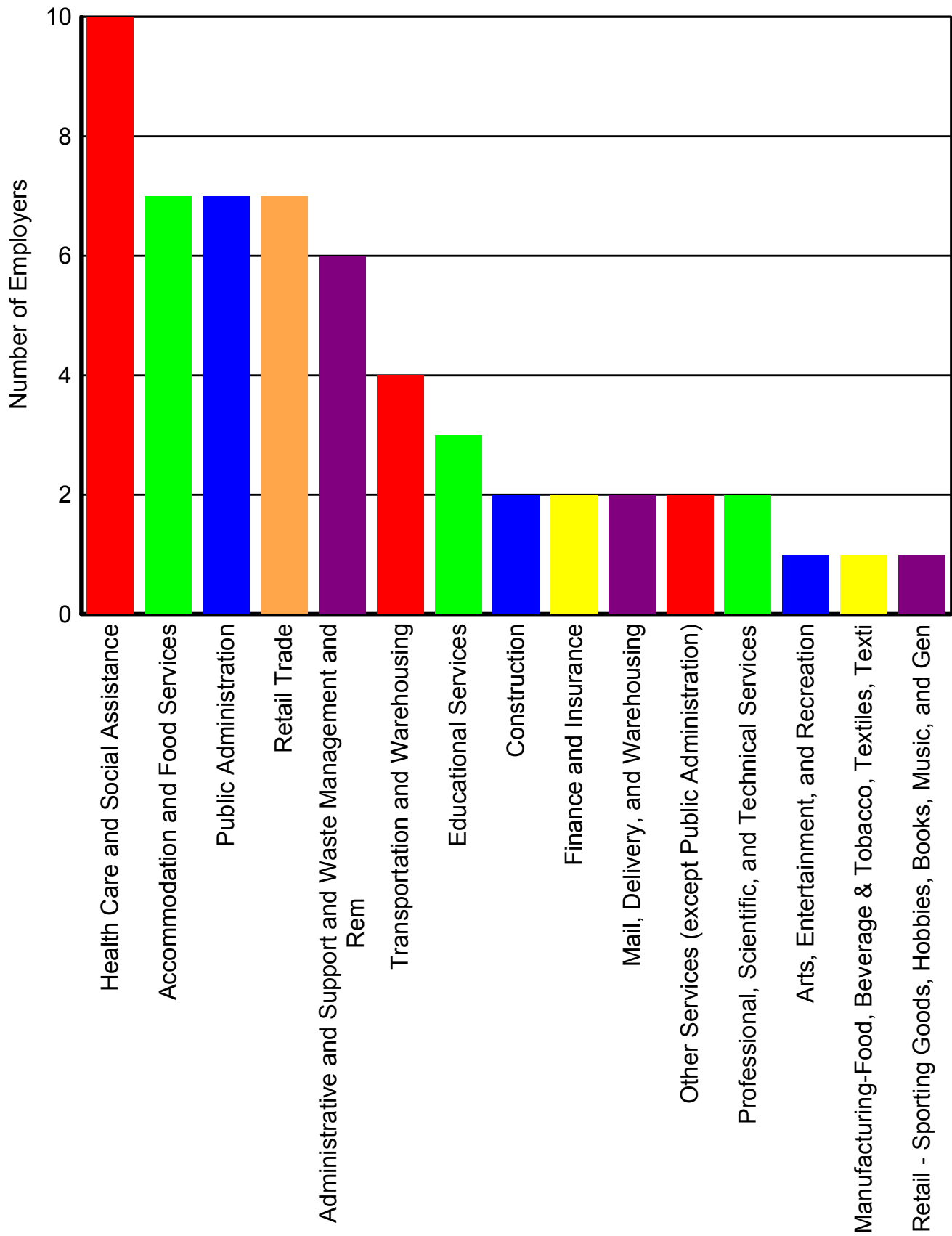
**All Job Orders by Industry Sector**  
**For the Period July 1, October 01, 2016 to December 31, 2016**



**All Job Openings by Industry Sector**  
**For the Period July 1, October 01, 2016 to December 31, 2016**



**All Employers Placing Job Orders by Industry Sector**  
**For the Period July 1, October 01, 2016 to December 31, 2016**



**All Job Order Employers by City**  
**For the Period July 1, October 01,2016 to December 31, 2016**

		Total					
		# Employers	% of Total Employers	# of Job Orders	% of Total Job Orders	# of Job Openings	% of Total Job
Home Region	Boston	35	61.4%	71	60.2%	98	66.7%
	East Boston	1	1.8%	6	5.1%	6	4.1%
	Roxbury	1	1.8%	4	3.4%	4	2.7%
	Brighton	1	1.8%	1	0.8%	1	0.7%
	Jamaica Plain	1	1.8%	1	0.8%	1	0.7%
	Total	37	64.9%	83	70.3%	110	74.8%
Outside Region	Natick	3	5.3%	4	3.4%	4	2.7%
	Quincy	2	3.5%	4	3.4%	4	2.7%
	Worcester	2	3.5%	3	2.5%	3	2.0%
	Chelsea	2	3.5%	2	1.7%	2	1.4%
	Dedham	1	1.8%	6	5.1%	6	4.1%
	East Walpole	1	1.8%	3	2.5%	3	2.0%
	Chestnut Hill	1	1.8%	2	1.7%	2	1.4%
	Tampa	1	1.8%	2	1.7%	2	1.4%
	Needham	1	1.8%	1	0.8%	3	2.0%
	Arlington	1	1.8%	1	0.8%	1	0.7%
	Burlington	1	1.8%	1	0.8%	1	0.7%
	Cambridge	1	1.8%	1	0.8%	1	0.7%
	Malden	1	1.8%	1	0.8%	1	0.7%
	Northampton	1	1.8%	1	0.8%	1	0.7%
	Saugus	1	1.8%	1	0.8%	1	0.7%
	Somerville	1	1.8%	1	0.8%	1	0.7%
	Woburn	1	1.8%	1	0.8%	1	0.7%
	Total	21	36.8%	35	29.7%	37	25.2%
Total		57	100.0%	118	100.0%	147	100.0%

Note: The sum of employers by city may exceed the total number of employers if an employer places job orders for multiple locations.