

One Care: July 2017 Enrollment Report

Executive Office of Health & Human Services

MassHealth Demonstration
to Integrate Care for Dual Eligibles

Monthly Enrollment Report



- MassHealth issues monthly reports on One Care enrollment activity
- Reports are issued near the end of the month
- Reports are intended to provide general information to stakeholders

One Care Rating Category Definitions



- **F1 – Facility-based Care.** Individuals identified as having a long-term facility stay of more than 90 days
- **C3 – Community Tier 3 – High Community Need.** Individuals who have a daily skilled need; two or more Activities of Daily Living (ADL) limitations AND three days of skilled nursing need; and individuals with 4 or more ADL limitations
 - In CY2014, C3 split into two subsets:
 - C3B:** for C3 individuals with certain diagnoses (e.g., quadriplegia, ALS, Muscular Dystrophy and Respirator dependence) leading to costs considerably above the average for current C3
 - C3A:** for remaining C3 individuals
- **C2 – Community Tier 2 – Community High Behavioral Health.** Individuals who have a chronic and ongoing Behavioral Health diagnosis that indicates a high level of service need
 - In CY2014, C2 split into two subsets
 - C2B:** for C2 individuals with co-occurring diagnoses of substance abuse and serious mental illness
 - C2A:** for remaining C2 individuals
- **C1 – Community Tier 1 Community Other.** Individuals in the community who do not meet F1, C2 or C3 criteria



Total Enrollment

- Effective July 1, 2017, total number of enrollees: 17,967

Total Enrollment by Plan	
Commonwealth Care Alliance (CCA)	14,626
Tufts Health Plan	3,341
Total	17,967

Total Enrollment by Rating Category	
F1	85
C3B	199
C3A	6,853
C2B	1,119
C2A	5,520
C1	4,178
unavailable	13
Total	17,967

*The rating categories for 13 enrollments were unavailable at the time of this report.



Enrollment Penetration by County

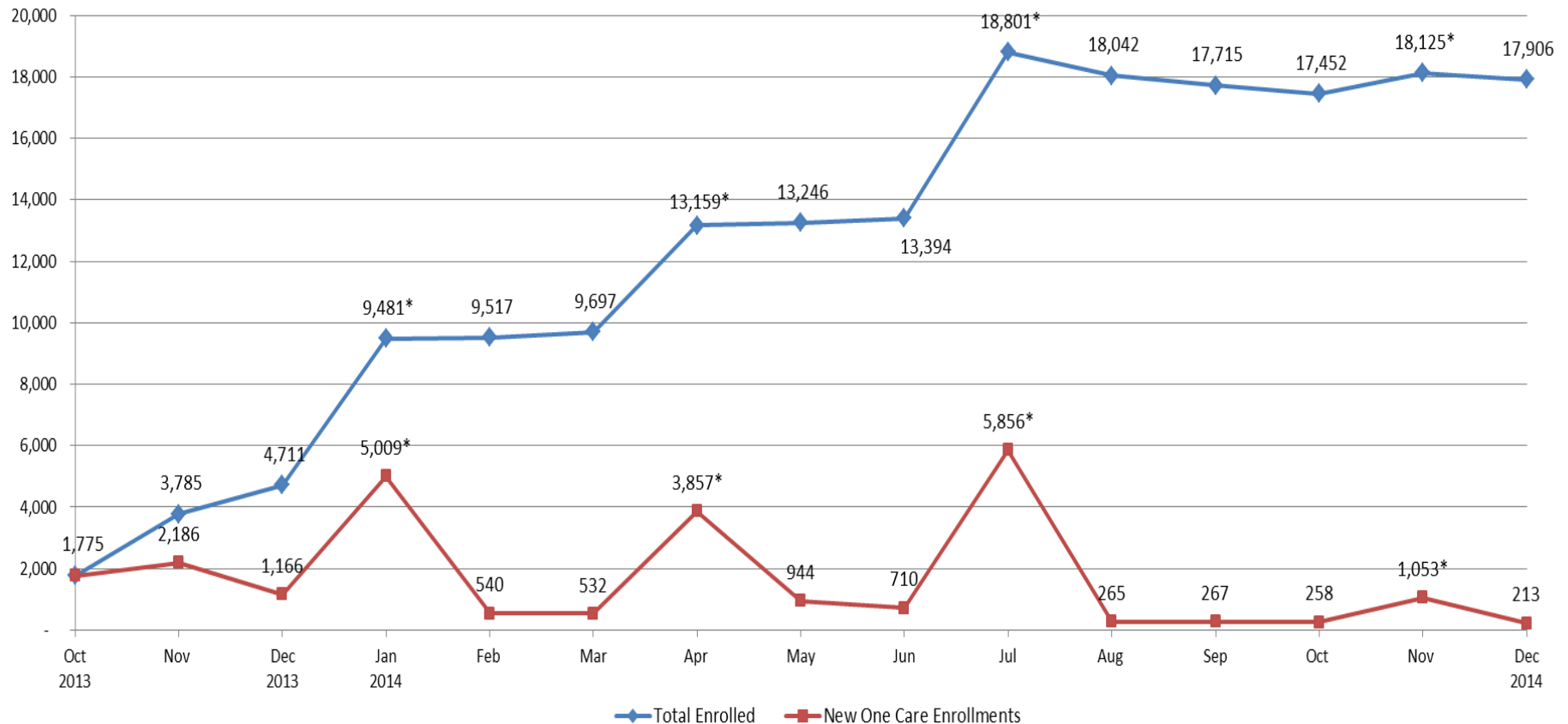
County*	Enrolled	Eligible	% Eligible Enrolled
Essex	1,520	15,501	9.8%
Franklin	102	2,227	4.6%
Hampden	3,972	16,231	24.5%
Hampshire	263	2,875	9.1%
Middlesex	2,941	18,524	15.9%
Norfolk	684	7,766	8.8%
Plymouth	519	7,498	6.9%
Suffolk	4,665	15,491	30.1%
Worcester	3,301	16,784	19.7%
Total	17,967	102,897	17.5%

*Members residing in any of these counties may be auto-assigned to a One Care plan.

Enrollment Over Time: Demonstration Year 1



Monthly One Care Enrollment
Demonstration Year 1 (Oct. 2013 - Dec. 2014)



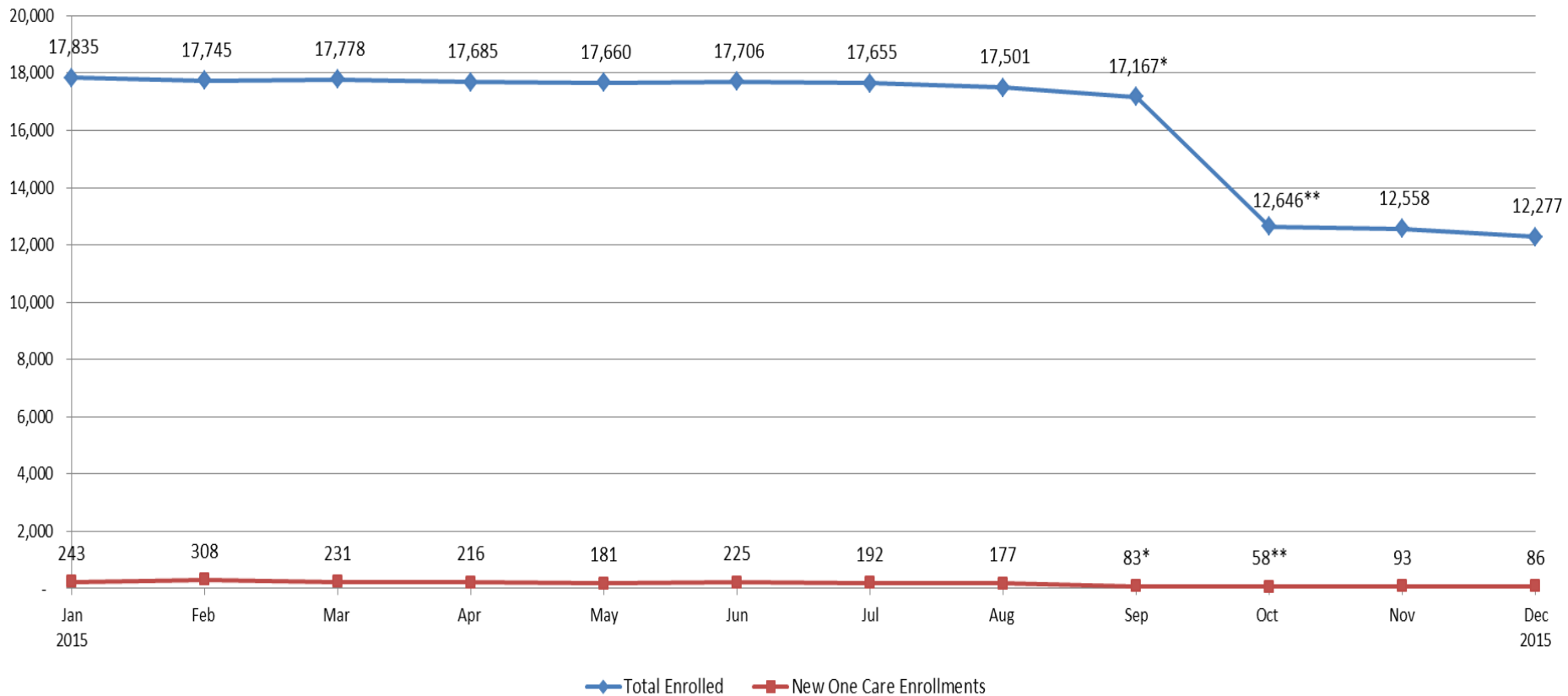
*Auto-assignment effective dates (Round 1: 1/1/2014, Round 2: 4/1/ 2014, Round 3: 7/1/2014, Round 4: 11/1/2014). Round 4 consisted only of auto-assignments to Tufts Health Plan.

Note: Data in the graph reflect current month information about enrollments. Monthly data may vary slightly from the previous reports due to enrollment status changes that have occurred since previous reports were issued.

Enrollment Over Time: Demonstration Year 2



Monthly One Care Enrollment
Demonstration Year 2 (Jan. 2015 - Dec. 2015)



*On August 7, 2015, CCA temporarily stopped accepting new One Care enrollments. Members previously enrolled with CCA for One Care were able to re-enroll.

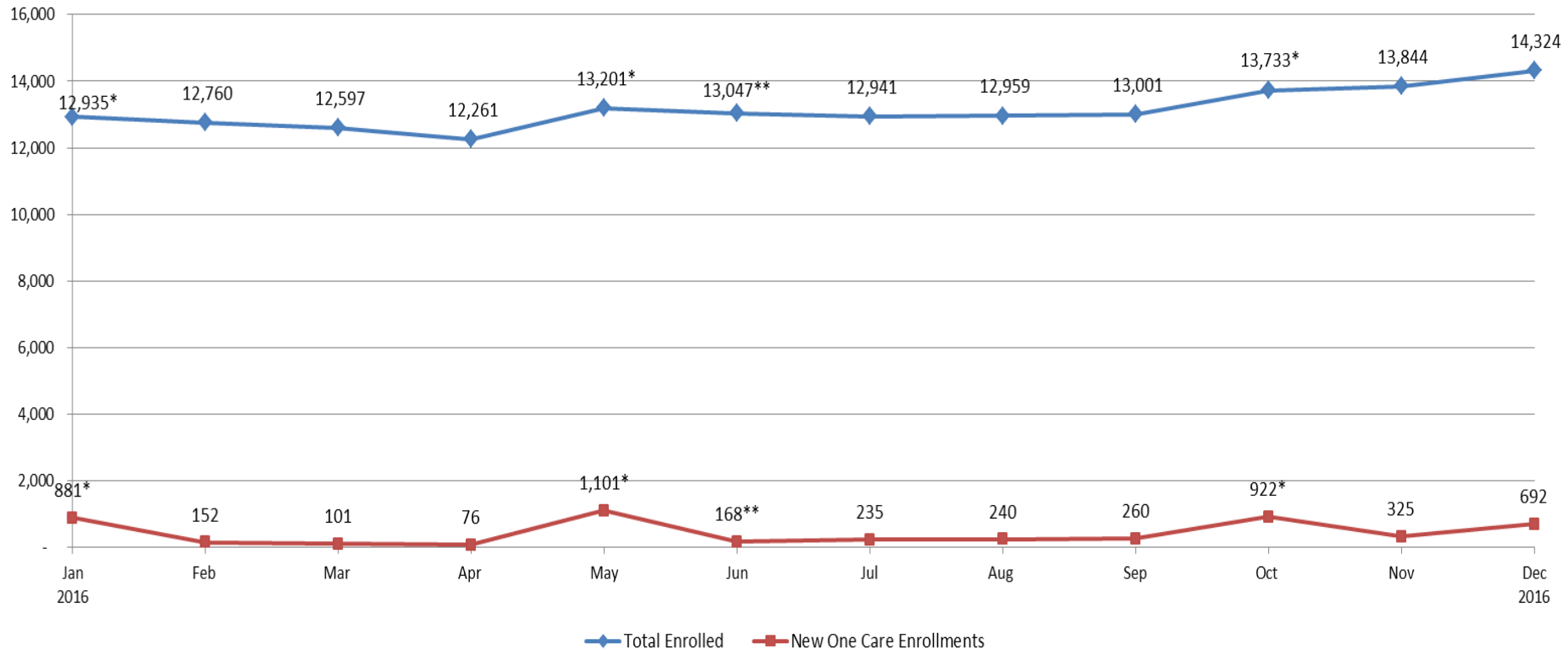
** Fallon Total Care ended its participation in One Care as of September 30, 2015.

Note: Data in the graph reflect current month information about enrollments. Monthly data may vary slightly from the previous reports due to enrollment status changes that have occurred since previous reports were issued.

Enrollment Over Time: Demonstration Year 3



Monthly One Care Enrollment
Demonstration Year 3 (Jan. 2016 - Dec. 2016)



*Auto-assignment effective dates (Round 5: 1/1/2016; Round 6: 5/1/2016; Round 7: 10/1/2016). Rounds 5 and 6 consisted only of auto-assignments to Tufts Health Plan; Round 7 consisted only of auto-assignments to CCA.

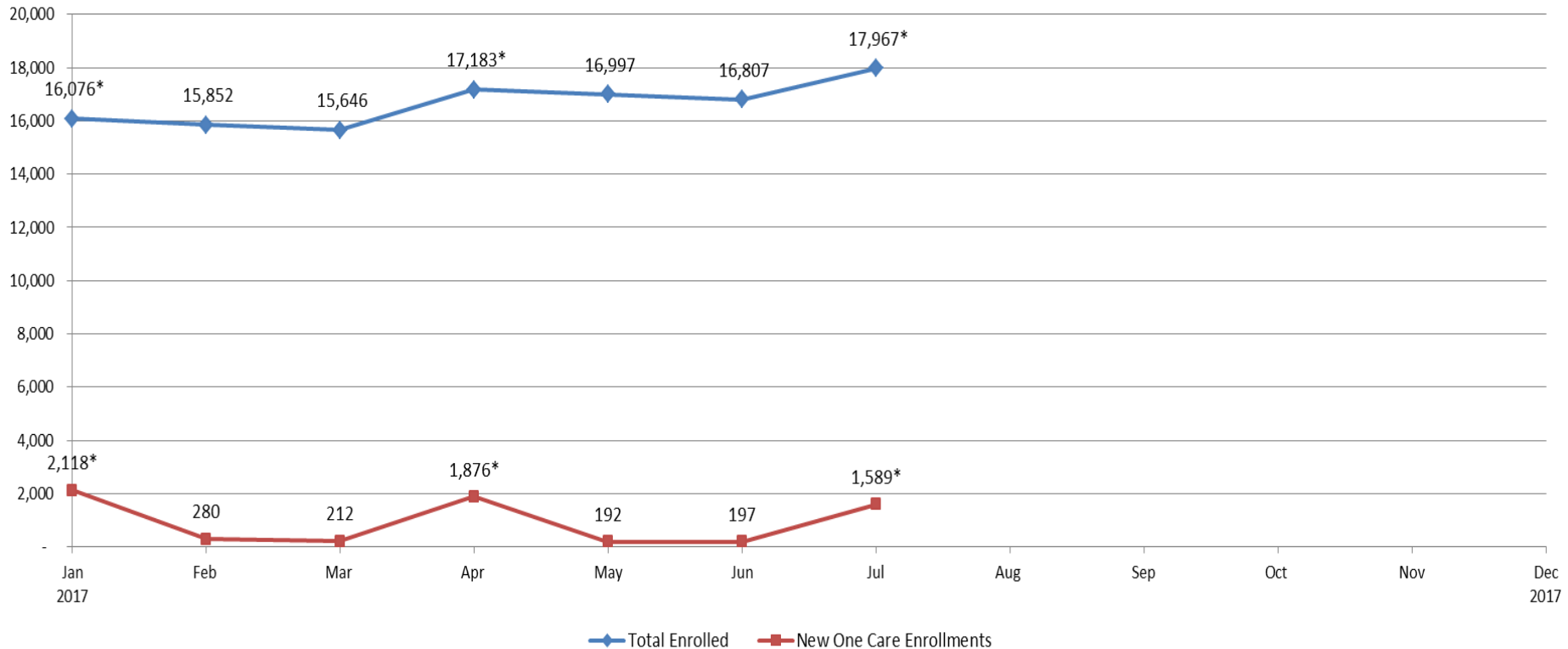
**CCA accepted limited enrollments for January 1 and May 1 in 2016, and in May fully reopened to new enrollments for June 1, 2016 and later dates.

Note: Data in the graph reflect current month information about enrollments. Monthly data may vary slightly from the previous reports due to enrollment status changes that have occurred since previous reports were issued.

Enrollment Over Time: Demonstration Year 4



Monthly One Care Enrollment
Demonstration Year 4 (Jan. 2017 - Dec. 2017)



*Auto-assignment effective dates (Round 8: 1/1/2017; Round 9: 4/1/2017; Round 10: 7/1/2017).

Note: Data in the graph reflect current month information about enrollments. Monthly data may vary slightly from the previous reports due to enrollment status changes that have occurred since previous reports were issued.



Opt-Outs

- Total number of opt-outs as of July 1: 33,788
 - Will be excluded from any future auto-enrollment
 - If eligible, can choose to enroll by self-selection at any time
- Total opt-out number includes individuals who may be ineligible
- Of the 102,897 individuals who are eligible for One Care 32.8% have chosen to opt out

Total Opt-Outs by County	
Essex	2,864
Franklin	439
Hampden	6,876
Hampshire	1,535
Middlesex	4,641
Norfolk	1,664
Plymouth	1,285
Suffolk	6,140
Worcester	8,103
Non-Demo Counties	241
Total	33,788

Visit us at www.mass.gov/masshealth/onecare

Email us at OneCare@state.ma.us