

Expedited Psychiatric Inpatient Admission Dashboard – July 2019¹

Expedited Psychiatric Inpatient Admission Dashboard	July 2019				June 2019		Variance (June vs. July)		Percent Change (June vs. July)		YTD		
	Referrals	Time to Placement (Days) ²		Referrals	ATP ³	Referrals	ATP ³	Referrals	ATP ³	Referrals	ATP ³		
		Average	Max										
SUMMARY	28	1.39	5	32	1.38	-4	0.01	-13%	1%	566	1.89		
Age Groups													
0-12	4	14%	1.25	2	9	28%	1.00	-5	0.25	-56%	25%	183	2.09
13-17	0	0%	0.00	0	3	9%	1.00	-3	-1.00	-100%	-100%	99	1.91
<i>Subtotal: 0-17</i>	4	14%	1.25	2	12	38%	1.00	-8	0.25	-67%	25%	282	2.02
18-22	3	11%	1.33	2	2	6%	0.00	1	1.33	50%	0%	35	2.37
23-64	15	54%	1.73	5	17	53%	1.88	-2	-0.15	-12%	-8%	204	1.77
65+	6	21%	0.67	1	1	3%	0.00	5	0.67	500%	---	45	1.22
Insurance Coverage													
Commercial	0	0%	0.00	0	3	9%	2.33	-3	-2.33	-100%	-100%	66	2.33
Health Safety Net	1	4%	1.00	1	0	0%	0.00	1	1.00	---	---	12	1.25
MassHealth ACO/MCO ⁴	9	32%	1.22	2	15	47%	1.47	-6	-0.25	-40%	-17%	244	2.07
MassHealth Fee-for-Service	1	4%	5.00	5	2	6%	0.50	-1	4.50	-50%	900%	16	2.13
MassHealth (Unspecified)	2	7%	1.50	2	2	6%	1.00	0	0.50	0%	50%	33	2.00
Medicare Only	2	7%	0.50	1	1	3%	3.00	1	-2.50	100%	-83%	26	2.12
Medicaid only - Out of State	1	4%	1.00	1	0	0%	0.00	1	1.00	---	0%	11	1.36
Medicaid-Medicare	9	32%	1.44	4	3	9%	0.33	6	1.11	200%	336%	77	1.51
Tricare (VA)	0	0%	0.00	0	0	0%	0.00	0	0.00	---	0%	3	1.33
Uninsured	3	11%	1.33	3	6	19%	1.33	-3	0.00	-50%	0%	78	1.38
State Agency Engagement													
DCF	4		1.25	2	7		0.86	-3	0.39	-43%	45%	116	2.30
DDS	2		3.00	4	4		2.00	-2	1.00	-50%	50%	33	3.18
DMH	2		1.00	1	5		1.20	-3	-0.20	-60%	-17%	49	1.98
DYS	0		0.00	0	0		0.00	0	0.00	---	---	3	1.33

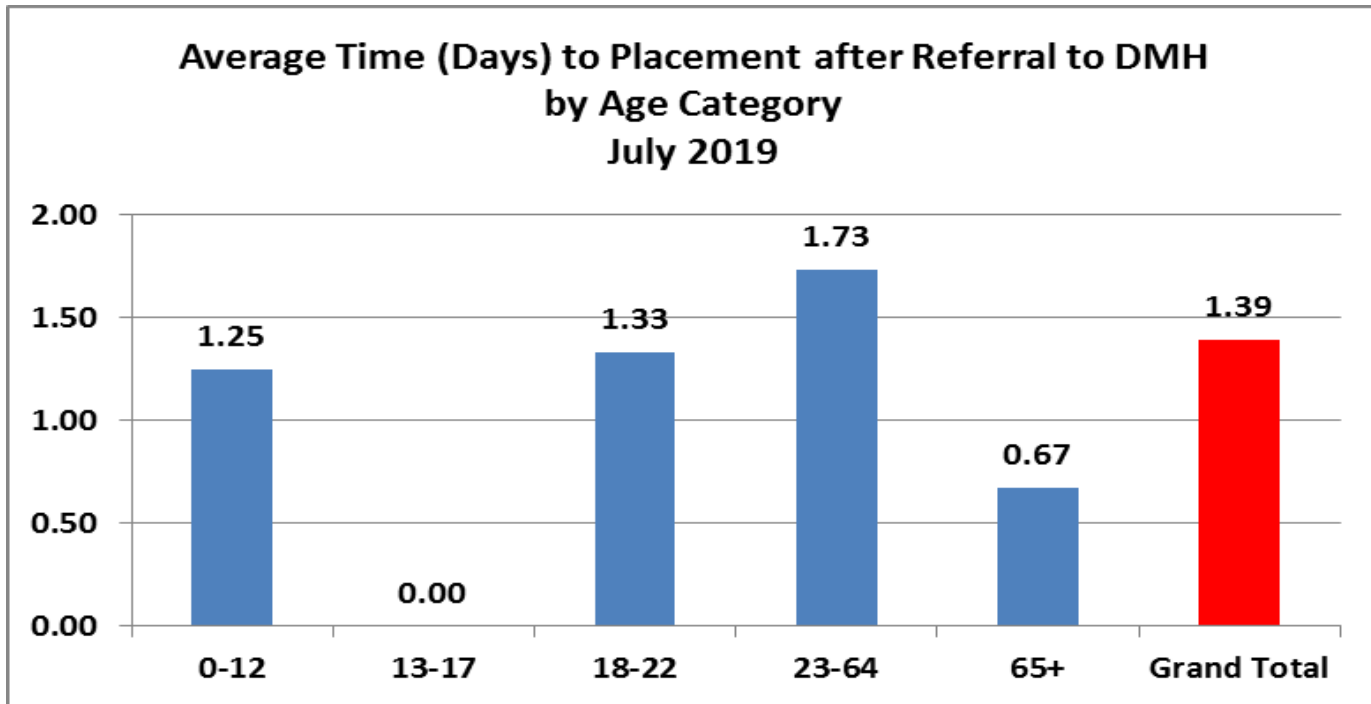
¹This report covers the individuals who were referred to DMH (28) during the month of July.

² Time to placement is calculated as the number of days after DMH receives a referral and the patient is placed/discharged from the Emergency Room.

³ ATP: Average Time to Placement

⁴ ACO/MCO data includes the PCC Plan

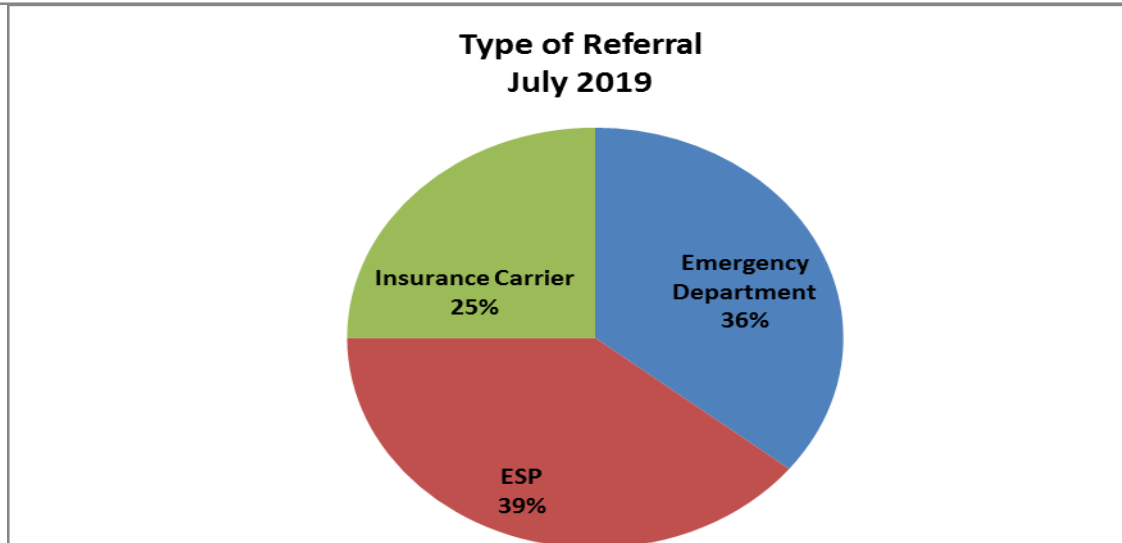
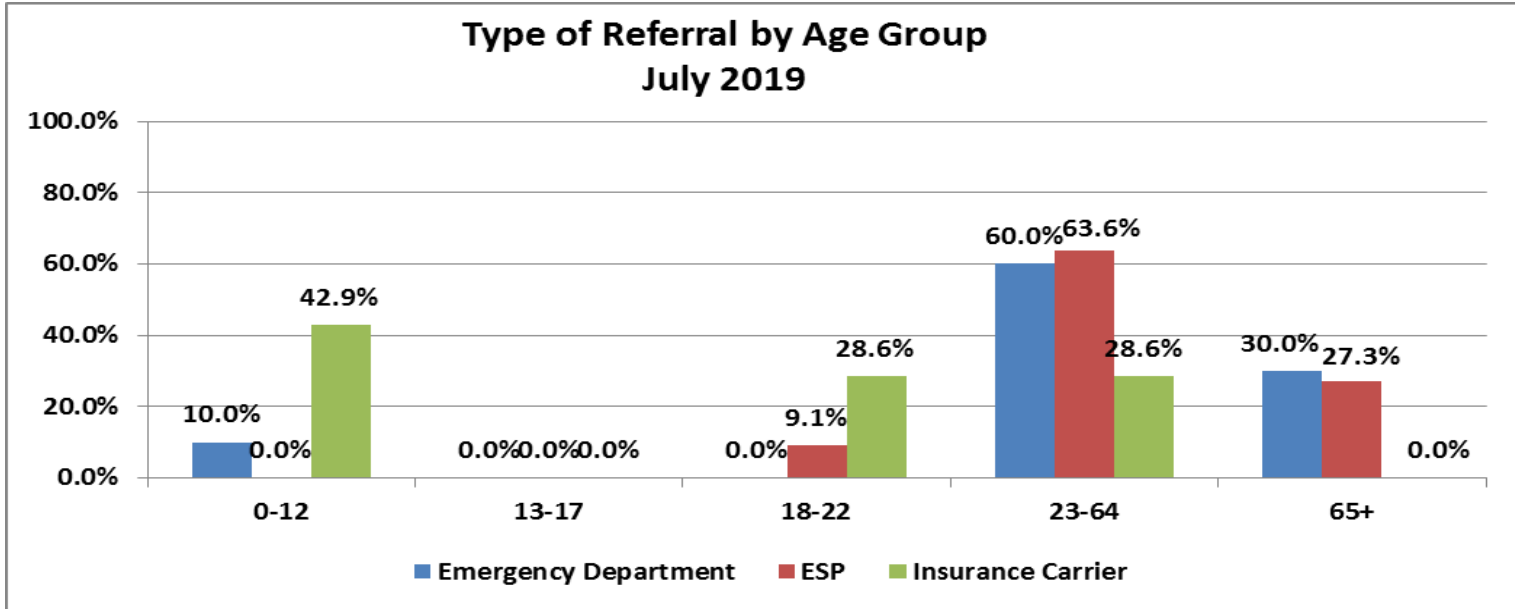
Expedited Psychiatric Inpatient Admission Dashboard
July 2019 Summary Statistics
Total Number of Referrals – 28



Expedited Psychiatric Inpatient Admission Dashboard

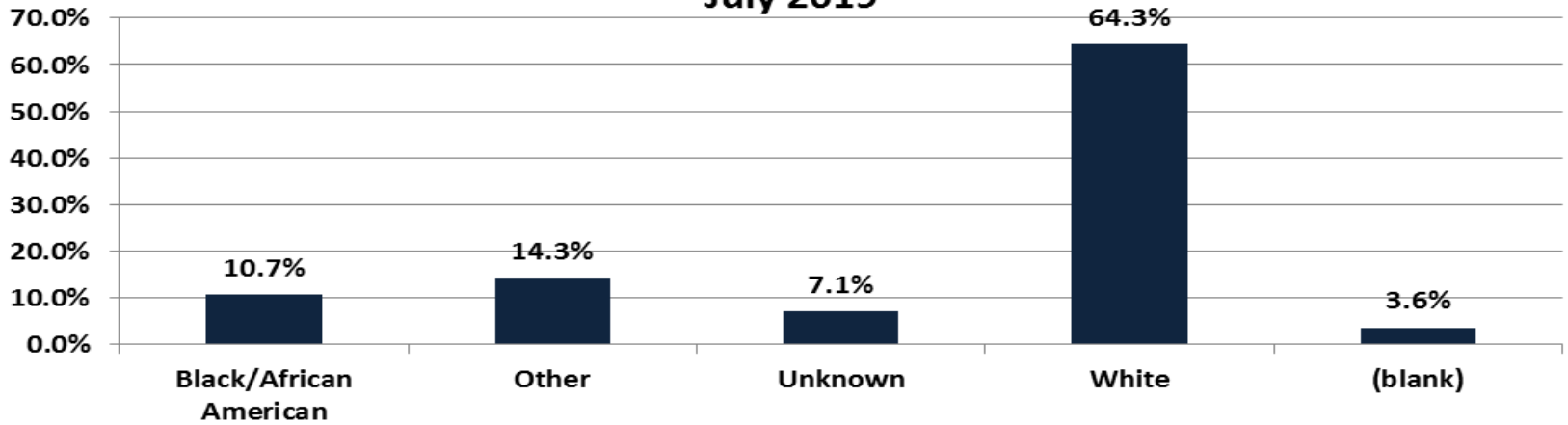
July 2019 Summary Statistics

Total Number of Referrals – 28

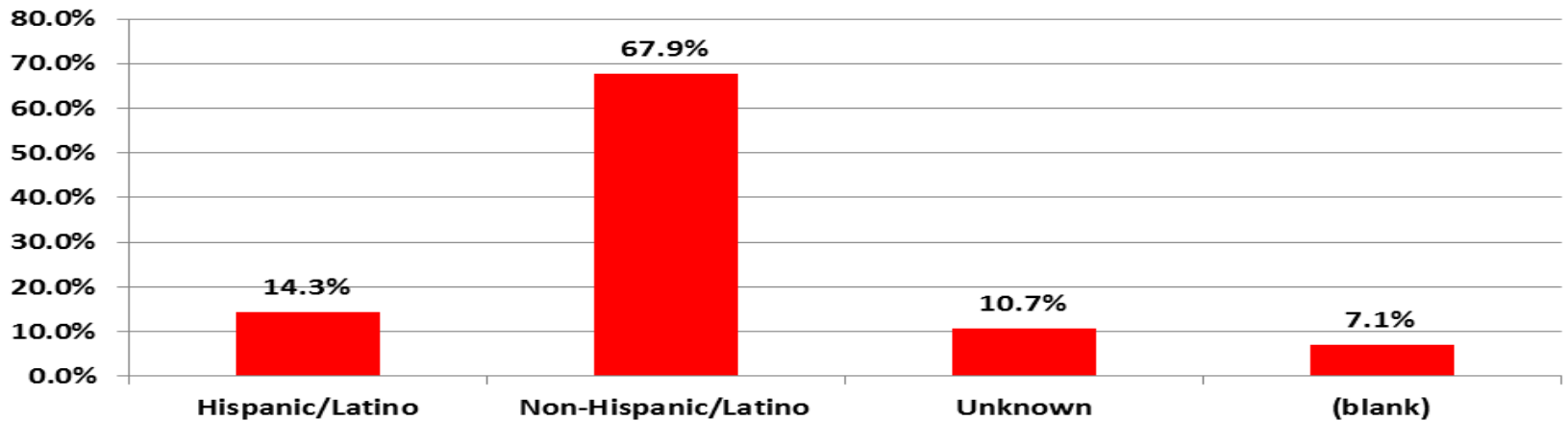


Expedited Psychiatric Inpatient Admission Dashboard
July 2019 Summary Statistics
Total Number of Referrals – 28

Percentage of Referrals by Race
July 2019

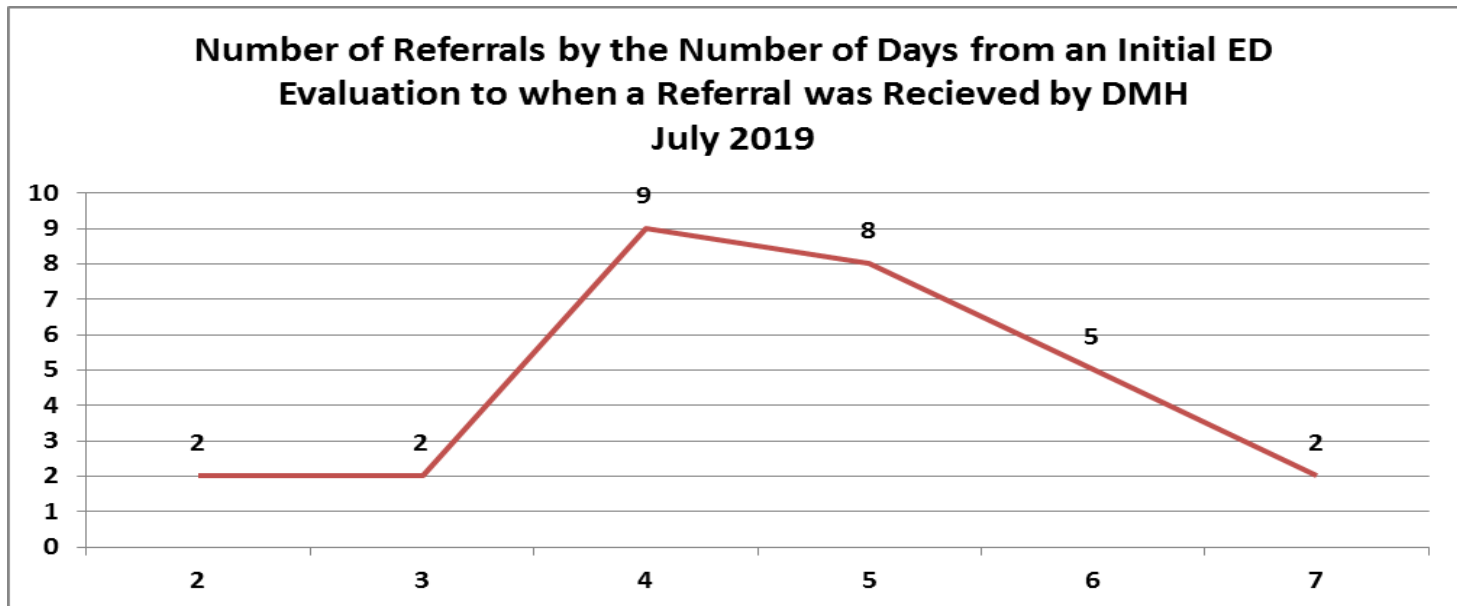


Percentage of Referrals by Ethnicity
July 2019

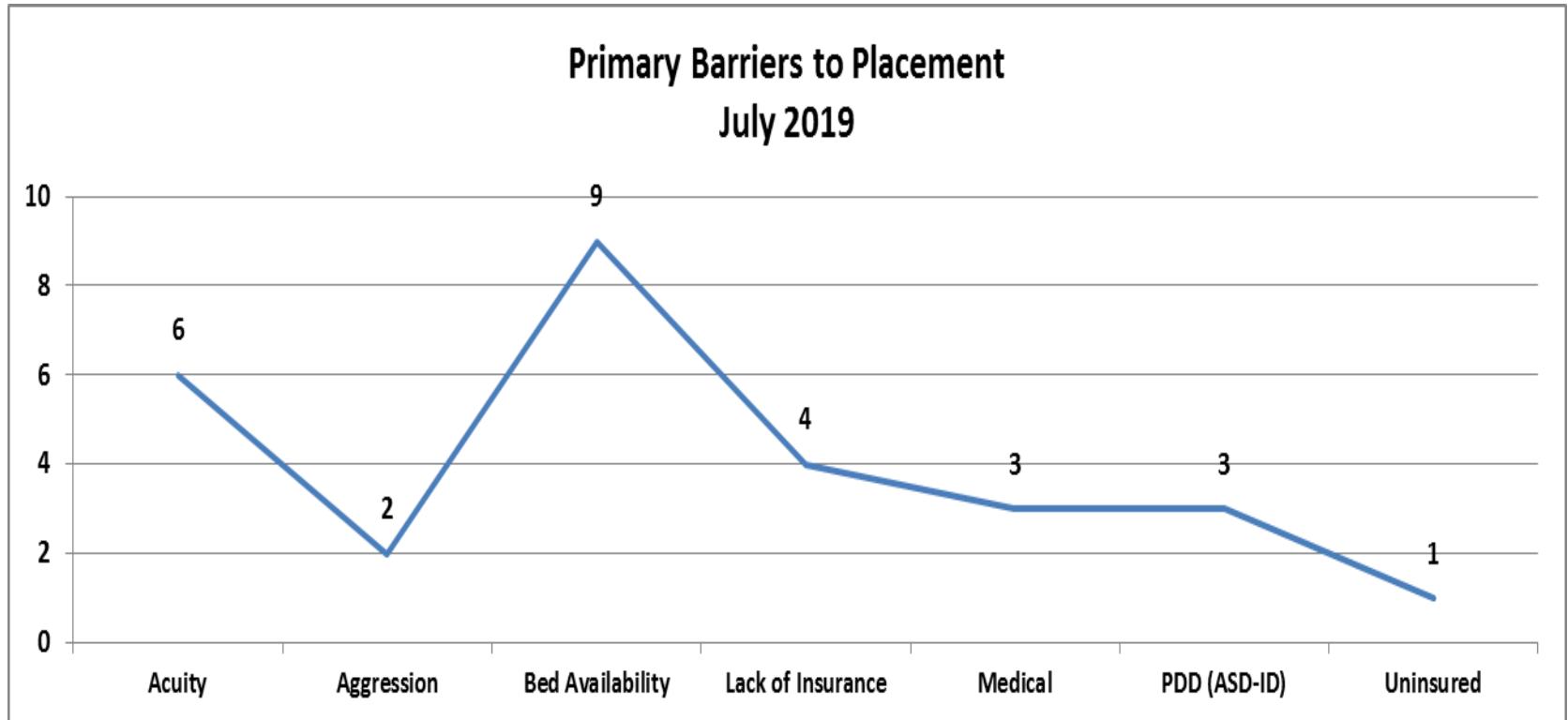


**Expedited Psychiatric Inpatient Admission Dashboard
 July 2019 Summary Statistics
 Total Number of Referrals – 28**

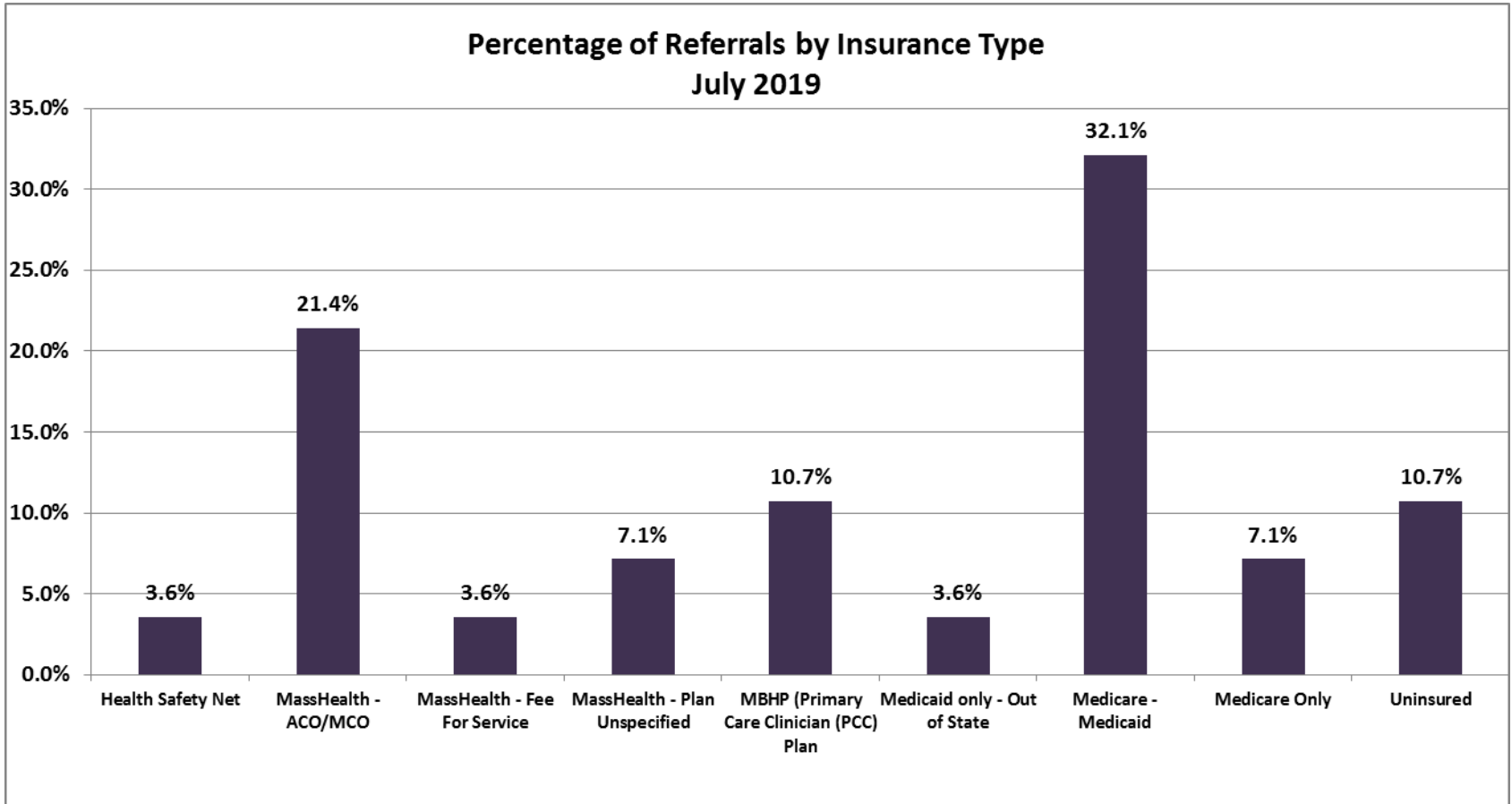
Number of Days between Initial Evaluation in ED to Date Referral was Received by DMH by Age Group						
Number of Days	0-12	13-17	18-22	23-64	65+	Total
2	0	0	0	1	1	2
3	0	0	0	1	1	2
4	3	0	2	2	2	9
5	1	0	1	4	2	8
6	0	0	0	5	0	5
7	0	0	0	2	0	2
Total	4	0	3	15	6	28



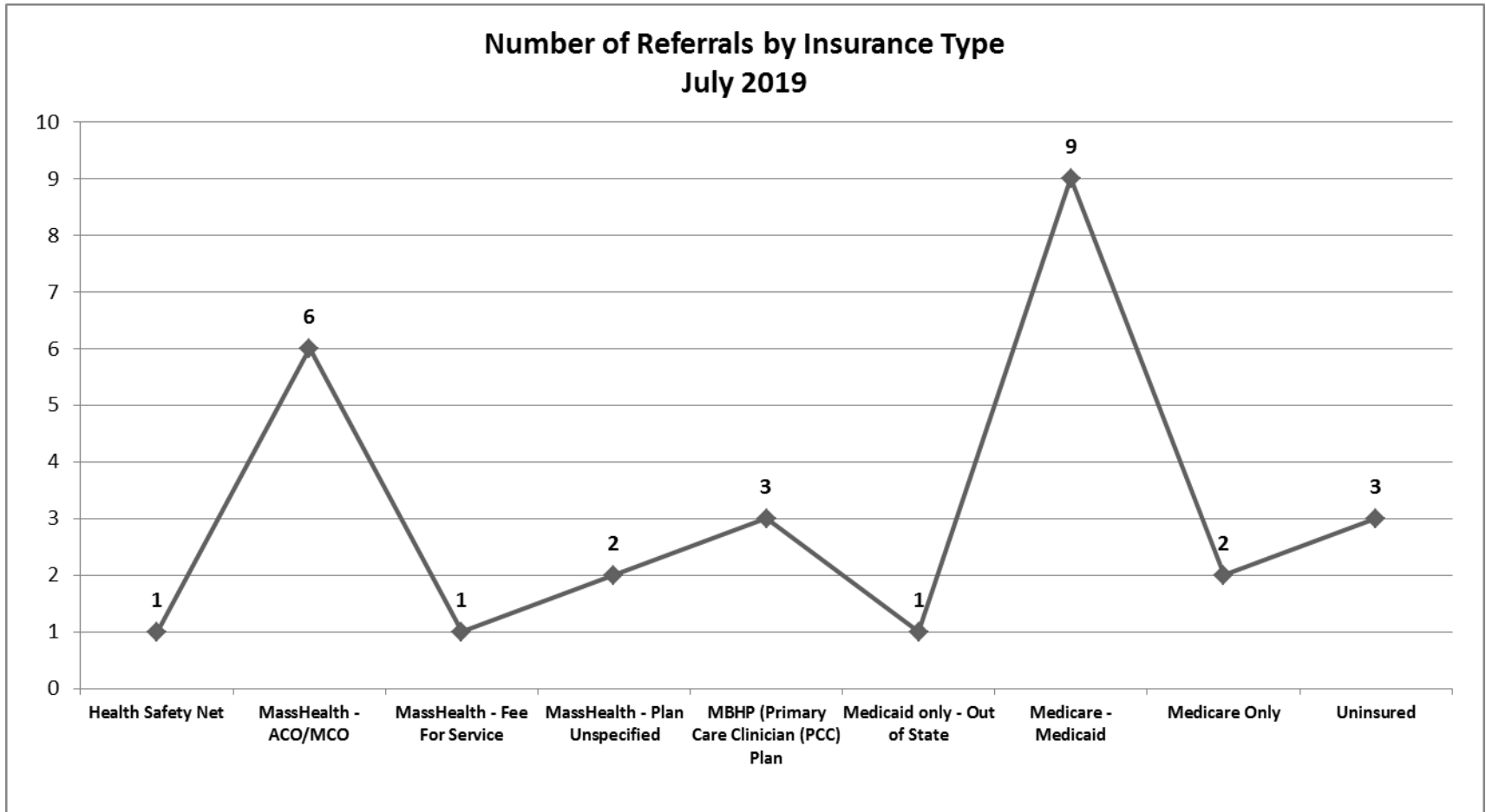
Expedited Psychiatric Inpatient Admission Dashboard
July 2019 Summary Statistics
Total Number of Referrals – 28



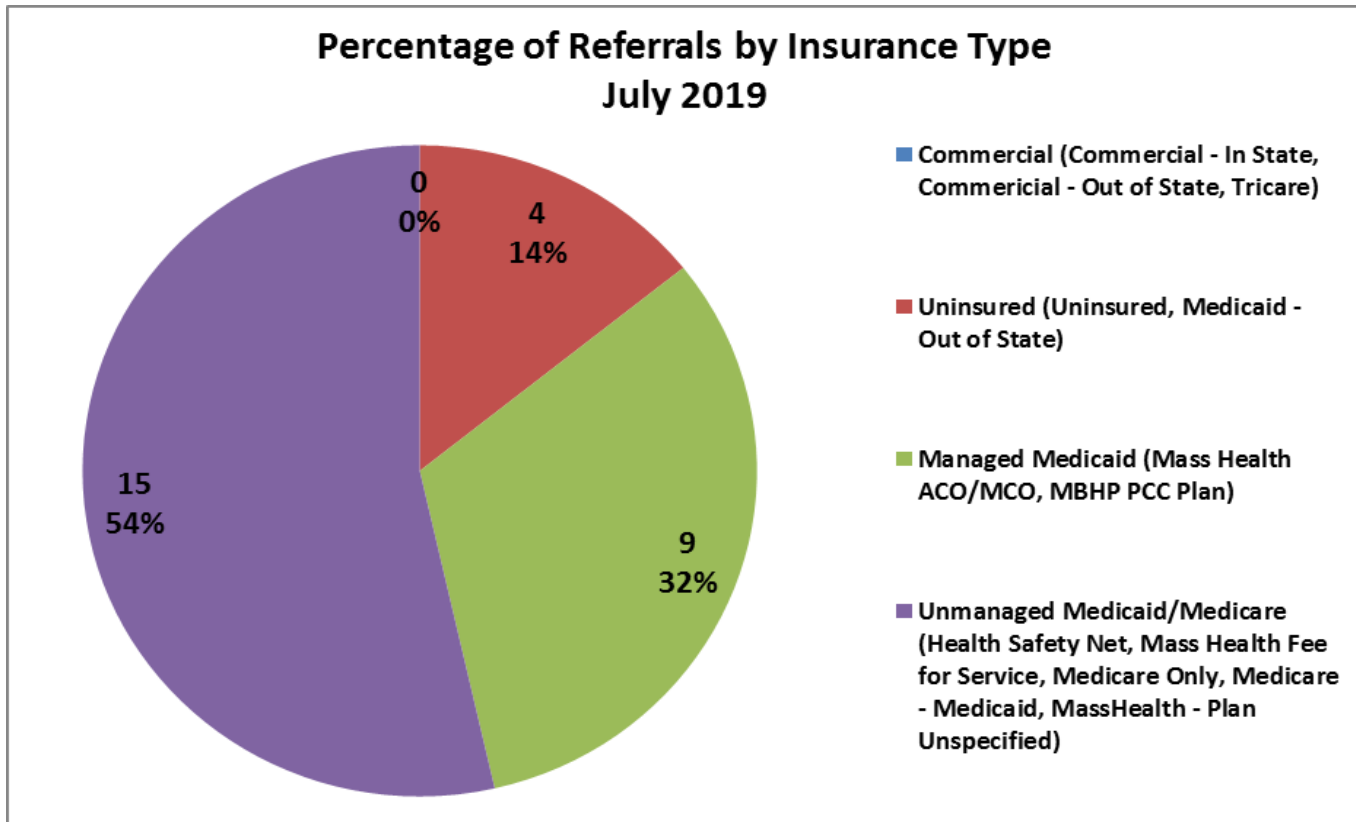
Expedited Psychiatric Inpatient Admission Dashboard
July 2019 Summary Statistics
Total Number of Referrals – 28



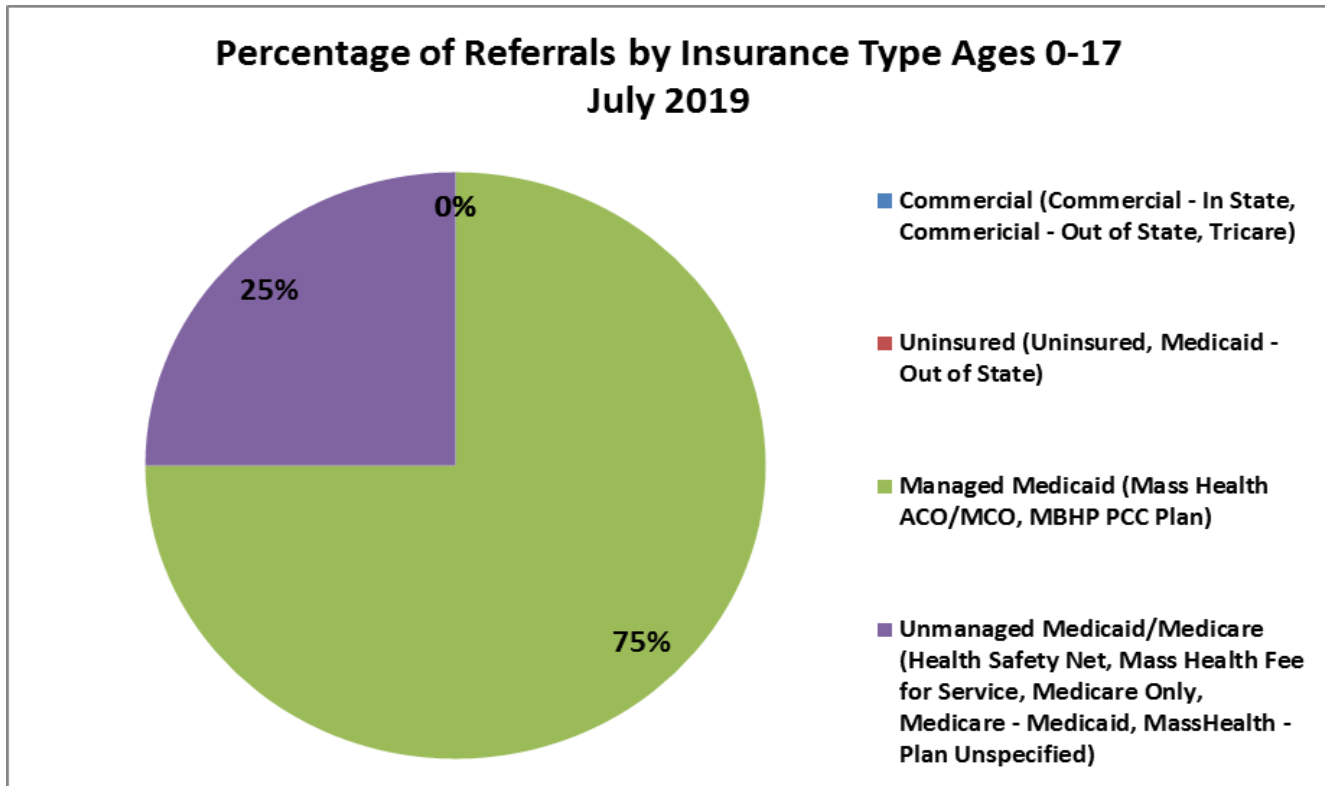
Expedited Psychiatric Inpatient Admission Dashboard
July 2019 Summary Statistics
Total Number of Referrals – 28



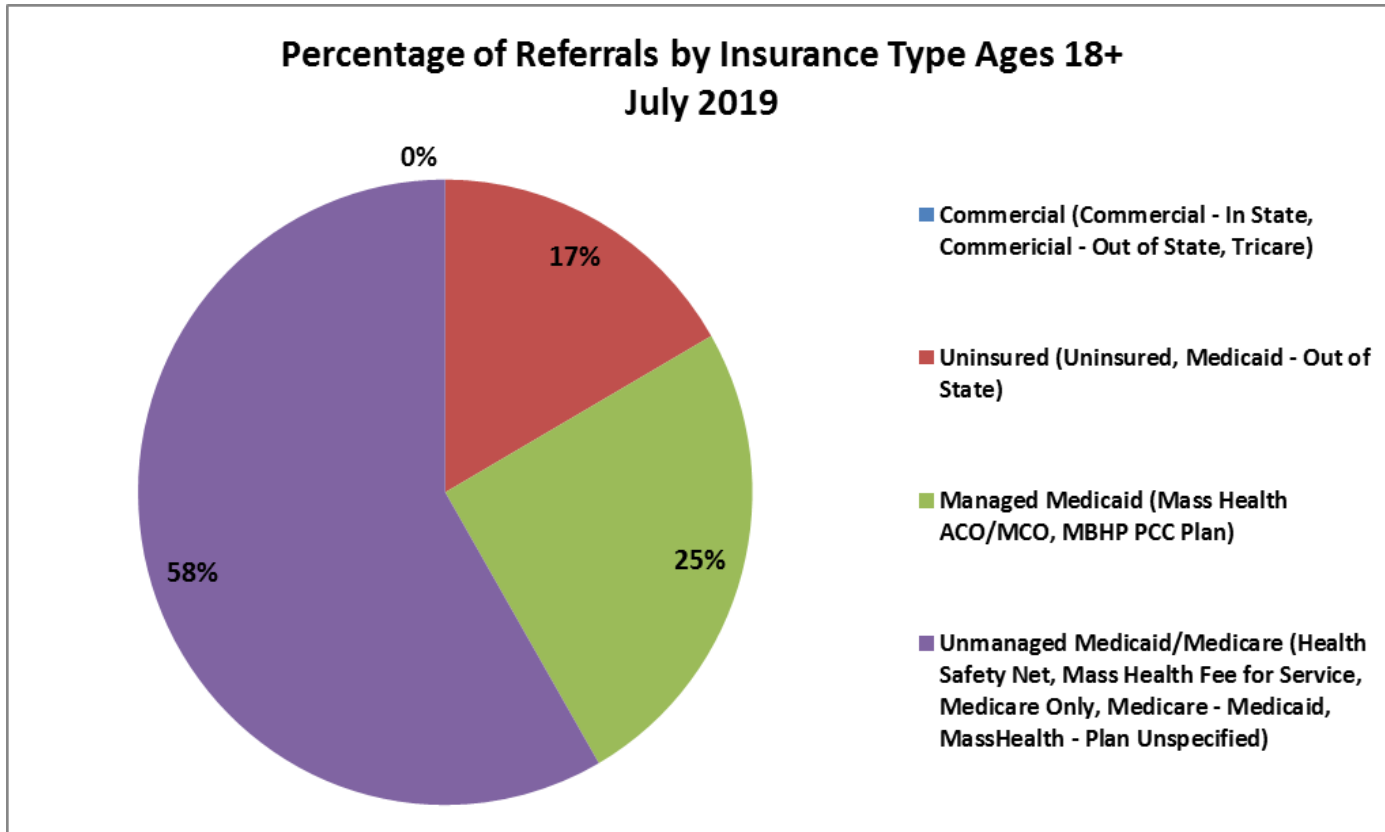
Expedited Psychiatric Inpatient Admission Dashboard
July 2019 Summary Statistics
Total Number of Referrals – 28



Expedited Psychiatric Inpatient Admission Dashboard
July 2019 Summary Statistics
Total Number of Referrals – 28



Expedited Psychiatric Inpatient Admission Dashboard
July 2019 Summary Statistics
Total Number of Referrals – 28



**Expedited Psychiatric Inpatient Admission Dashboard
 July 2019 Summary Statistics
 Total Number of Referrals – 28**

Top Boarding Hospitals July Ages 0-17	
Baystate Franklin Medical Center	1
Mass General Hosp.	1
Newton Wellesley	1
St. Luke's Hosp. (Southcoast)	1

Top Placement Hospitals July Ages 0-17	
CHA Cambridge Hospital	2
Discharged Home	1
Anna Jaques Hospital	1

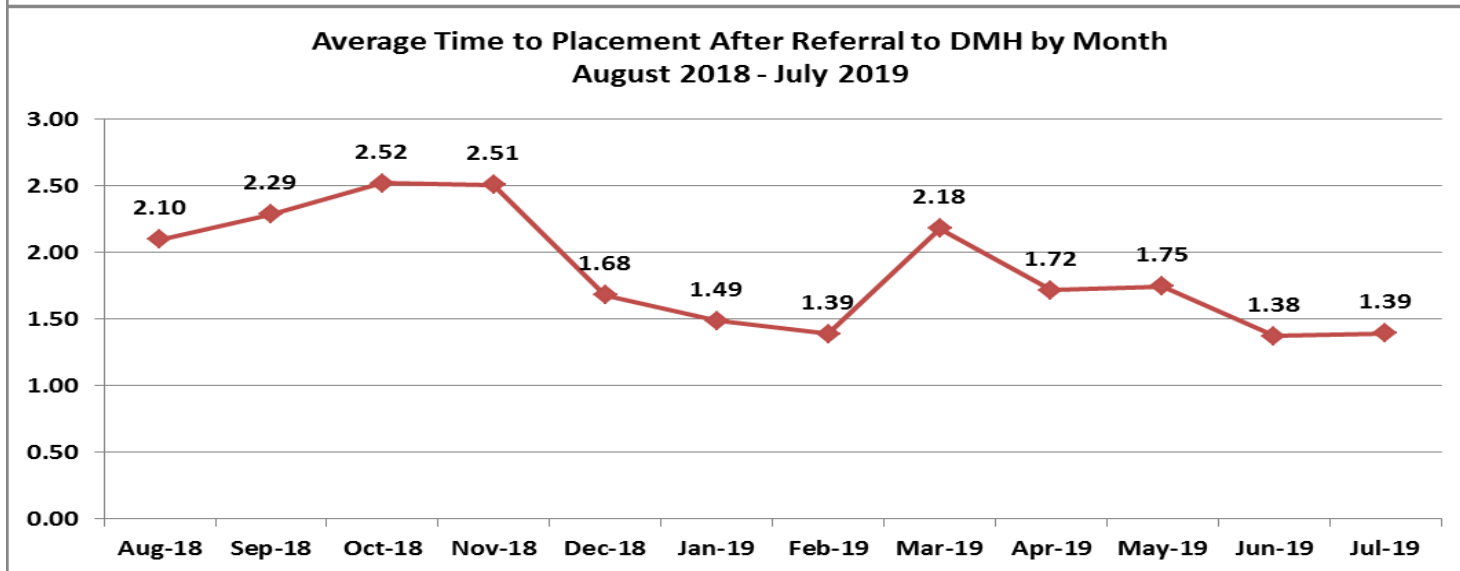
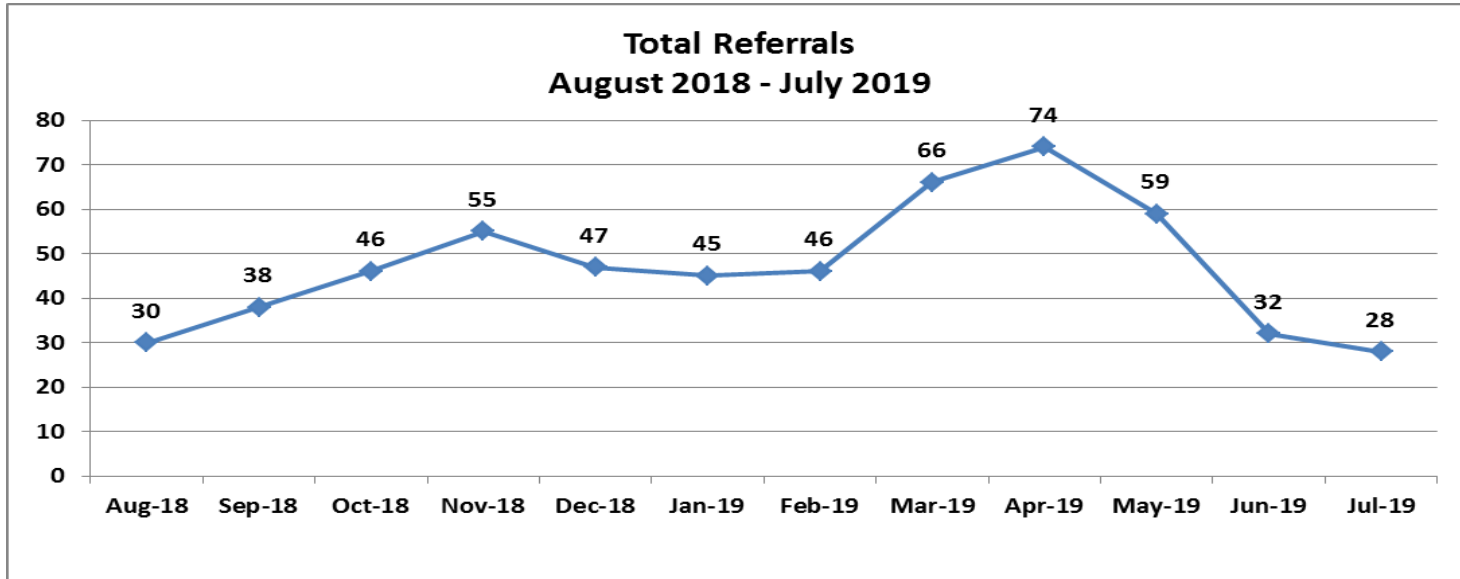
Top Boarding Hospitals July Ages 18+	
Mount Auburn	3
Good Samaritan (Steward)	2
Lahey Burlington	2
South Shore Hosp.	2
Sturdy Memorial	2

Top Placement Hospitals July Ages 18+	
Arbour Hospital	2
Emerson Hospital	2
Fuller Hospital	2
Southcoast Behavioral Health	2
Arbour Quincy Hospital	1

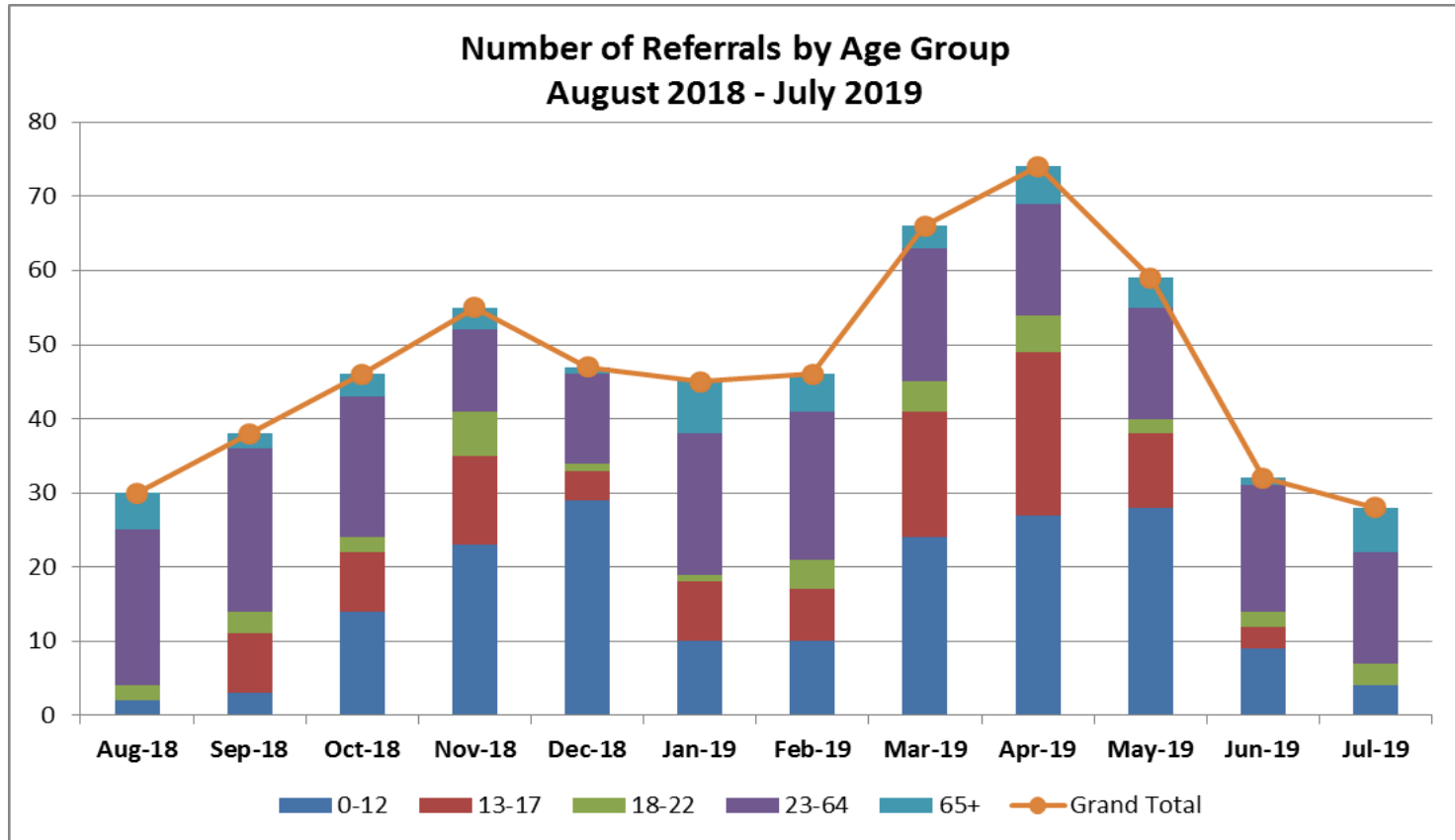
Expedited Psychiatric Inpatient Admission Dashboard

August 2018 - July 2019 Summary Statistics

Total Number of Referrals 566



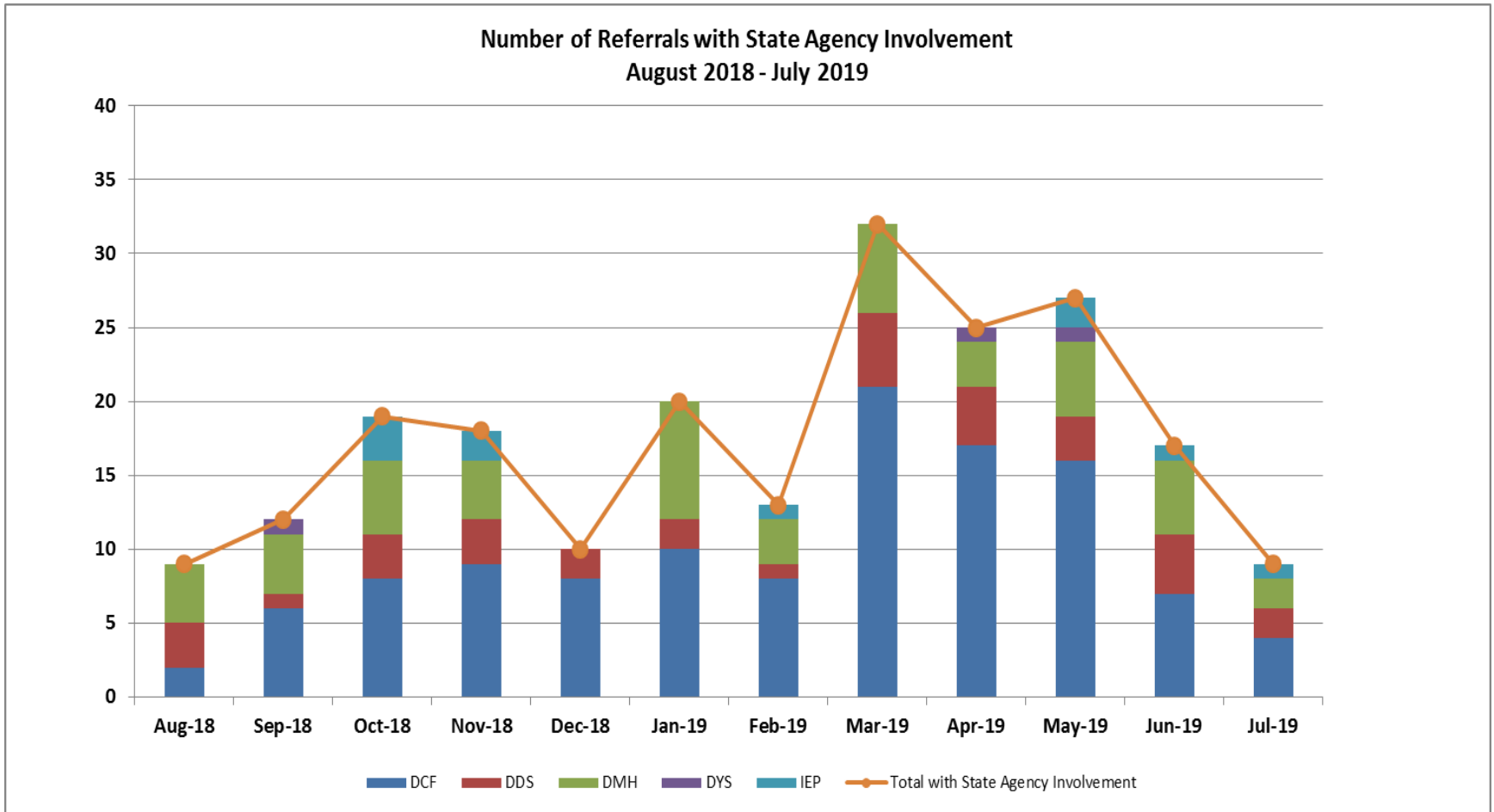
Expedited Psychiatric Inpatient Admission Dashboard
August 2018 - July 2019 Summary Statistics
Total Number of Referrals 566



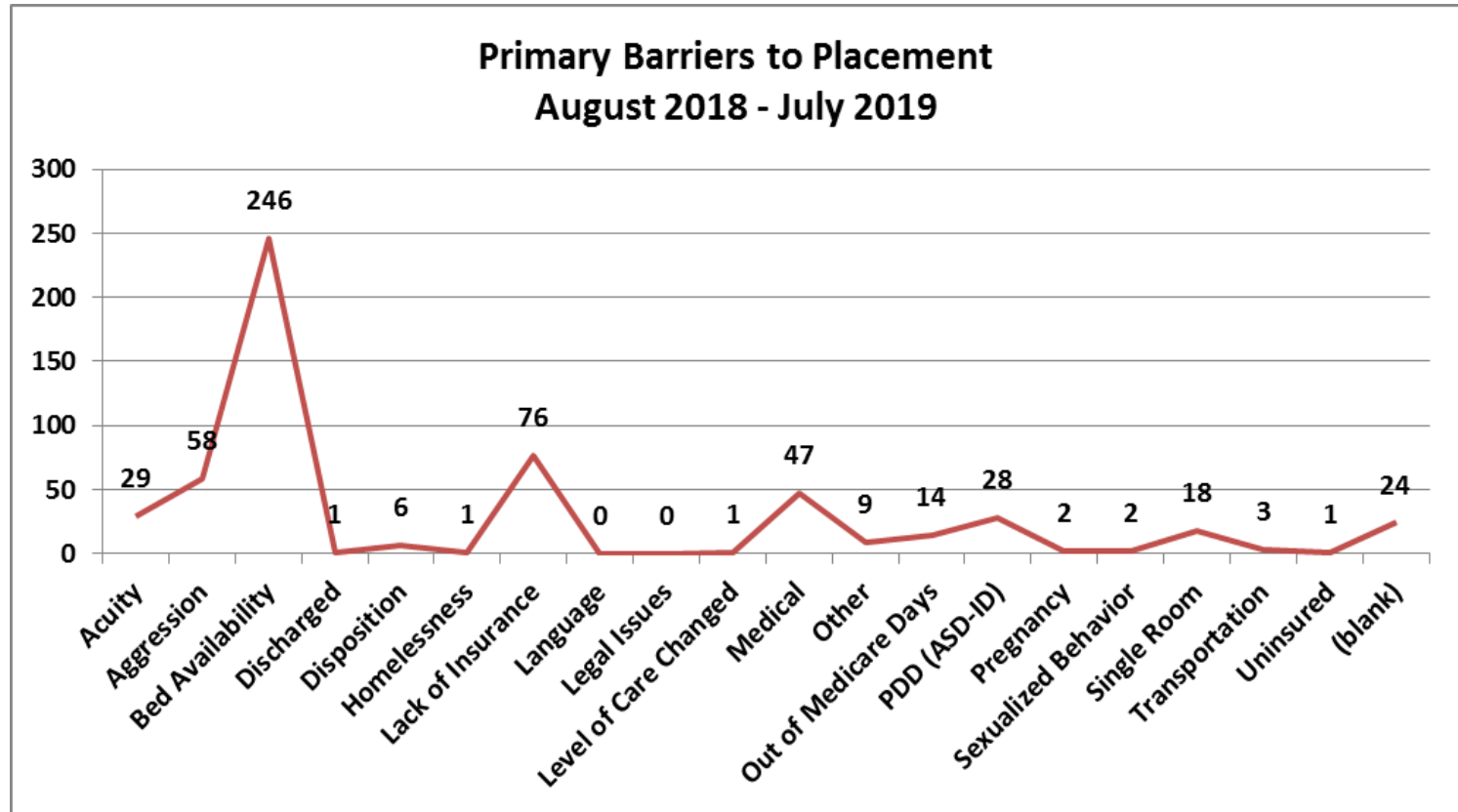
Expedited Psychiatric Inpatient Admission Dashboard

August 2018 - July 2019 Summary Statistics

Total Number of Referrals 566



Expedited Psychiatric Inpatient Admission Dashboard
August 2018 - July 2019 Summary Statistics
Total Number of Referrals 566

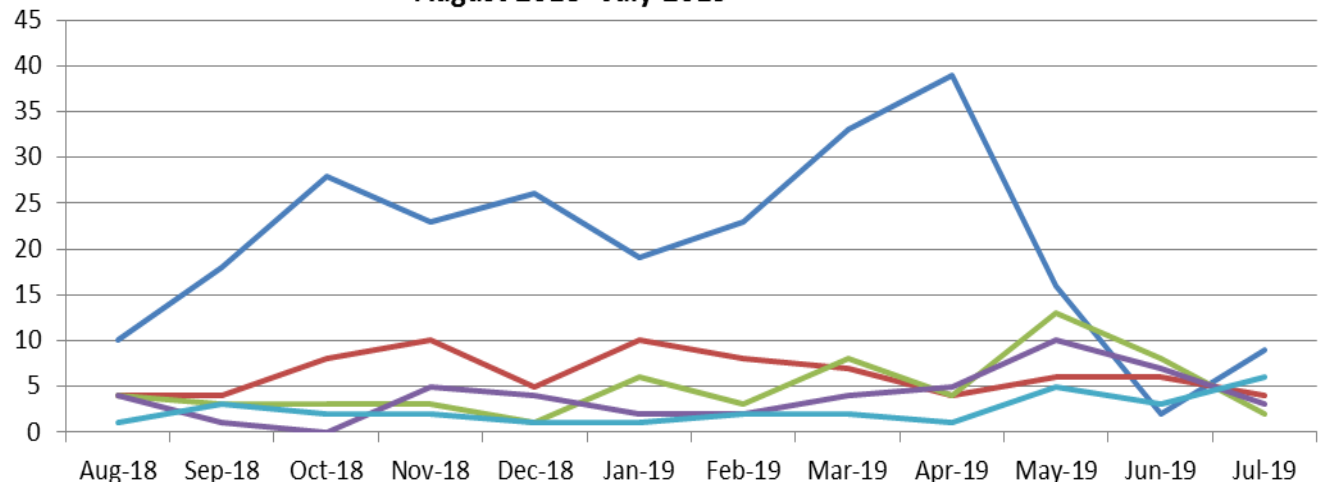


Expedited Psychiatric Inpatient Admission Dashboard

August 2018 – July 2019 Summary Statistics

Total Number of Referrals 566

Top 5 Barriers to Placement by Month
August 2018 - July 2019



	Aug-18	Sep-18	Oct-18	Nov-18	Dec-18	Jan-19	Feb-19	Mar-19	Apr-19	May-19	Jun-19	Jul-19
Bed Availability	10	18	28	23	26	19	23	33	39	16	2	9
Lack of Insurance	4	4	8	10	5	10	8	7	4	6	6	4
Aggression	4	3	3	3	1	6	3	8	4	13	8	2
Medical	4	1	0	5	4	2	2	4	5	10	7	3
Acuity	1	3	2	2	1	1	2	2	1	5	3	6

Expedited Psychiatric Inpatient Admission Dashboard
August 2018 - July 2019 Summary Statistics
Total Number of Referrals 566

Top Boarding Hospitals YTD Ages 0 - 17	
Children's Hosp.	37
Brockton Hosp.	21
South Shore Hosp.	12
Mass General Hosp.	11
Norwood Hosp. (Steward)	11
St. Luke's Hosp. (Southcoast)	11
Boston Medical Center	10
Lawrence General	10
Sturdy Memorial	10
Baystate Medical Springfield	9

Top Boarding Hospitals YTD Ages 18+	
St. Luke's Hosp. (Southcoast)	30
Mass General Hosp.	20
South Shore Hosp.	20
Mount Auburn	18
Lawrence General	17
Milford Regional Medical	15
Sturdy Memorial	13
BID Boston	11
BID Plymouth (Jordan Hosp.)	11
Tobey Hosp. (Southcoast)	11

Top Placement Hospitals YTD Ages 0 - 17	
CHA Cambridge Hospital	63
Discharged Home	27
Level of care changed	27
TaraVista Behavioral Health	23
Westborough Behavioral Healthcare Hospital, LLC	17
Anna Jacques Hospital	16
Hampstead Hosp.	15
Arbour Hospital	13
Providence Behavioral Health Hospital	12
Southcoast Behavioral Health	10

Top Placement Hospitals YTD Ages 18+	
Southcoast Behavioral Health	25
Discharged Home	23
Level of care changed	23
Arbour Hospital	19
High Point Hosp.	12
Emerson Hospital	10
Anna Jaques Hosp.	9
Harrington Hospital	9
Marlborough Hospital	9
Massachusetts General Hospital	9