

# One Care: July 2019 Enrollment Report

Executive Office of Health & Human Services

MassHealth Demonstration  
to Integrate Care for Dual Eligibles



# Monthly Enrollment Report

- MassHealth issues monthly reports on One Care enrollment activity
- Reports are issued near the end of the month
- Reports are intended to provide general information to stakeholders

# One Care Rating Category Definitions



- **F1 – Facility-based Care.** Individuals identified as having a long-term facility stay of more than 90 days
- **C3 – Community Tier 3 – High Community Need.** Individuals who have a daily skilled need; two or more Activities of Daily Living (ADL) limitations AND three days of skilled nursing need; and individuals with 4 or more ADL limitations
  - In CY2014, C3 split into two subsets:
    - C3B:** for C3 individuals with certain diagnoses (e.g., quadriplegia, ALS, Muscular Dystrophy and Respirator dependence) leading to costs considerably above the average for current C3
    - C3A:** for remaining C3 individuals
- **C2 – Community Tier 2 – Community High Behavioral Health.** Individuals who have a chronic and ongoing Behavioral Health diagnosis that indicates a high level of service need
  - In CY2014, C2 split into two subsets
    - C2B:** for C2 individuals with co-occurring diagnoses of substance abuse and serious mental illness
    - C2A:** for remaining C2 individuals
- **C1 – Community Tier 1 Community Other.** Individuals in the community who do not meet F1, C2 or C3 criteria



# Total Enrollment

- Effective July 1, 2019, total number of enrollees: 22,985

Total Enrollment by Plan	
Commonwealth Care Alliance (CCA)	20,355
Tufts Health Plan	2,630
Total	22,985

Total Enrollment by Rating Category	
F1	176
C3B	253
C3A	10,924
C2B	1,130
C2A	6,697
C1	3,763
Unavailable*	42
Total	22,985

\*The rating categories for 42 enrollments were unavailable at the time of this report.

# Enrollment Penetration by County

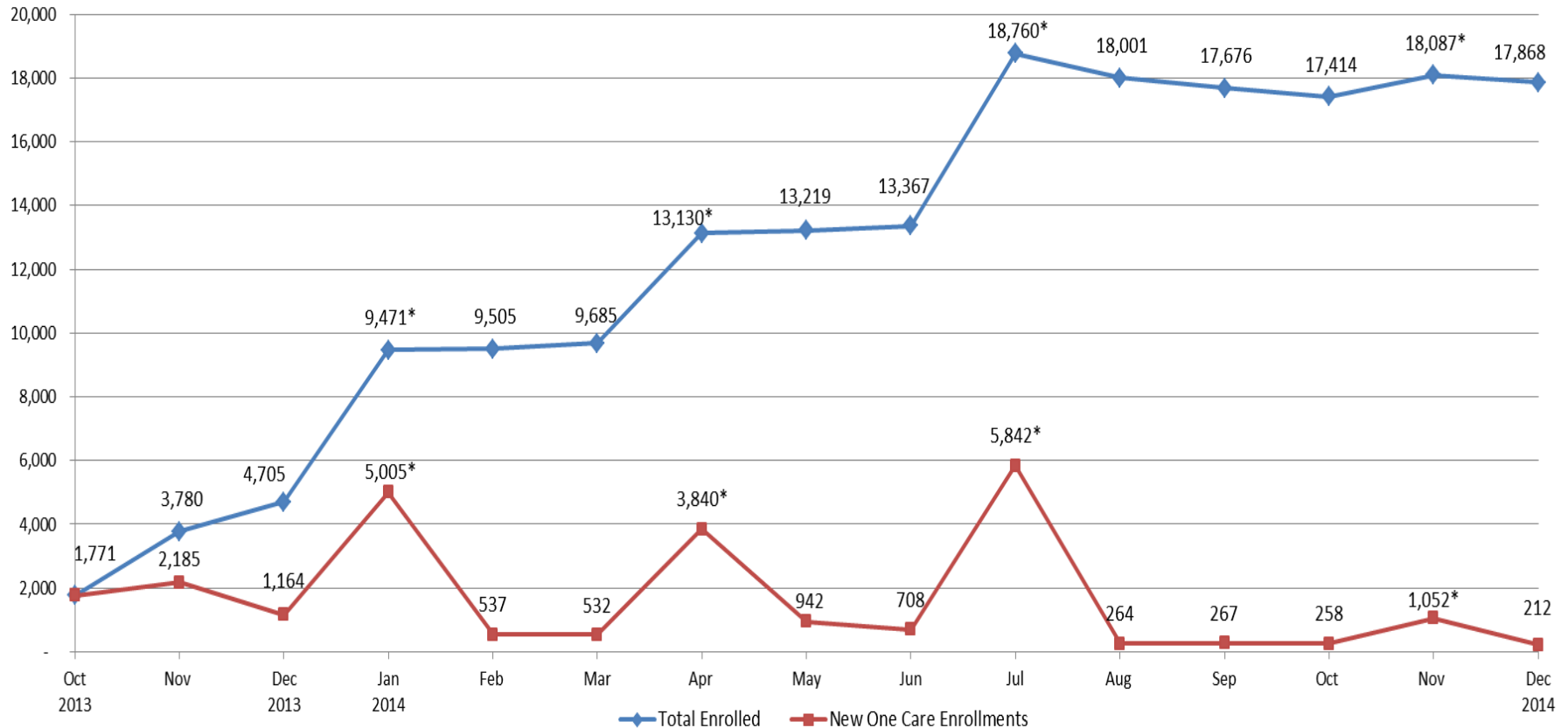


County	Enrolled	Eligible	% Eligible Enrolled
Bristol	83	14,686	0.6%
Essex	2,527	14,385	17.6%
Franklin	179	2,115	8.5%
Hampden	5,772	15,522	37.2%
Hampshire	314	2,746	11.4%
Middlesex	3,552	17,111	20.8%
Norfolk	1,232	7,406	16.6%
Plymouth	1,258	7,229	17.4%
Suffolk	4,435	14,053	31.6%
Worcester	3,633	15,888	22.8%
Total	22,985	111,141	20.7%

# Enrollment Over Time: Demonstration Year 1



Monthly One Care Enrollment  
Demonstration Year 1 (Oct. 2013 - Dec. 2014)



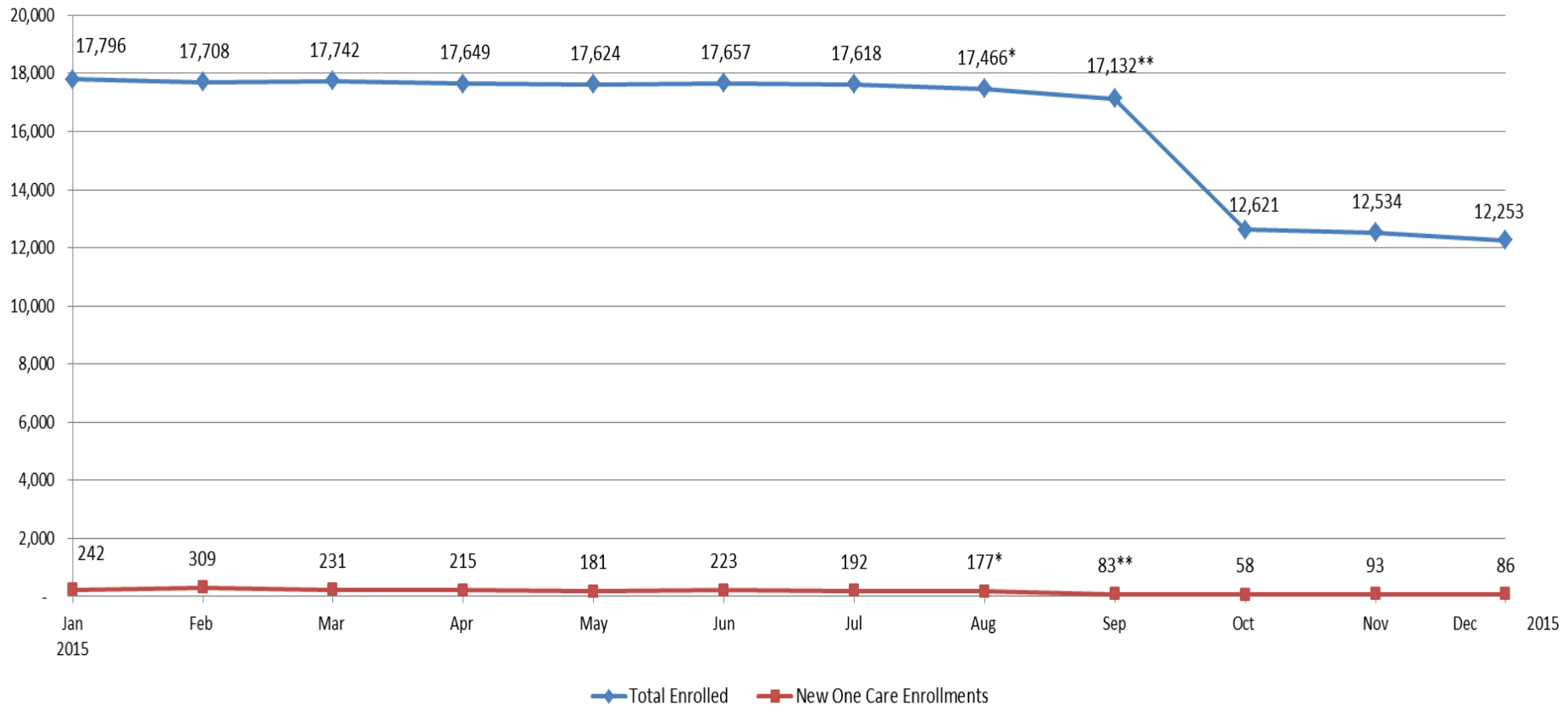
\*Auto-assignment effective dates (Round 1: 1/1/2014, Round 2: 4/1/ 2014, Round 3: 7/1/2014, Round 4: 11/1/2014). Round 4 consisted only of auto-assignments to Tufts Health Plan.

Note: Data in the graph reflect current month information about enrollments. Monthly data may vary slightly from the previous reports due to enrollment status changes that have occurred since previous reports were issued.

# Enrollment Over Time: Demonstration Year 2



Monthly One Care Enrollment  
Demonstration Year 2 (Jan. 2015 - Dec. 2015)



\*On August 7, 2015, CCA temporarily stopped accepting new One Care enrollments. Members previously enrolled with CCA for One Care were able to re-enroll.

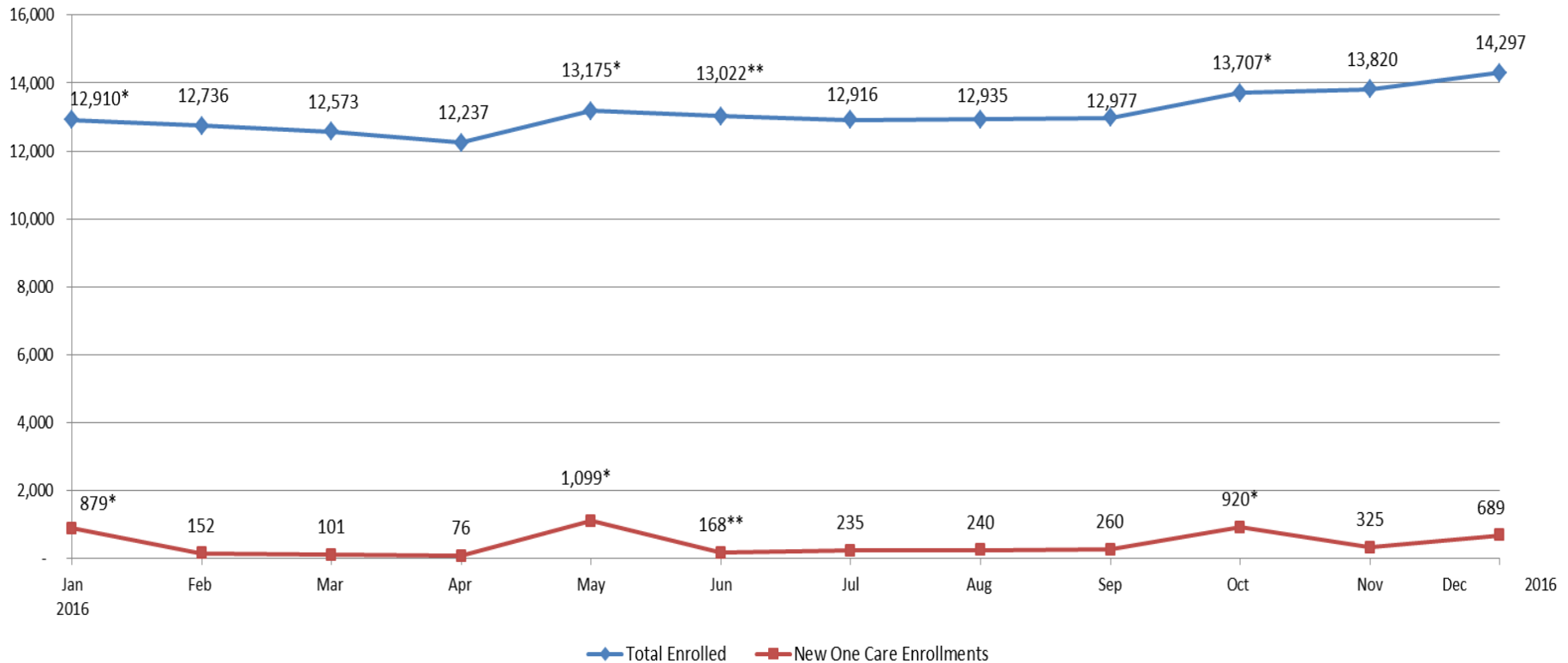
\*\*Fallon Total Care ended its participation in One Care as of September 30, 2015.

Note: Data in the graph reflect current month information about enrollments. Monthly data may vary slightly from the previous reports due to enrollment status changes that have occurred since previous reports were issued.

# Enrollment Over Time: Demonstration Year 3



Monthly One Care Enrollment  
Demonstration Year 3 (Jan. 2016 - Dec. 2016)



\*Auto-assignment effective dates (Round 5: 1/1/2016; Round 6: 5/1/2016; Round 7: 10/1/2016). Rounds 5 and 6 consisted only of auto-assignments to Tufts Health Plan; Round 7 consisted only of auto-assignments to CCA.

\*\*CCA accepted limited enrollments for January 1 and May 1 in 2016, and in May fully reopened to new enrollments for June 1, 2016 and later dates.

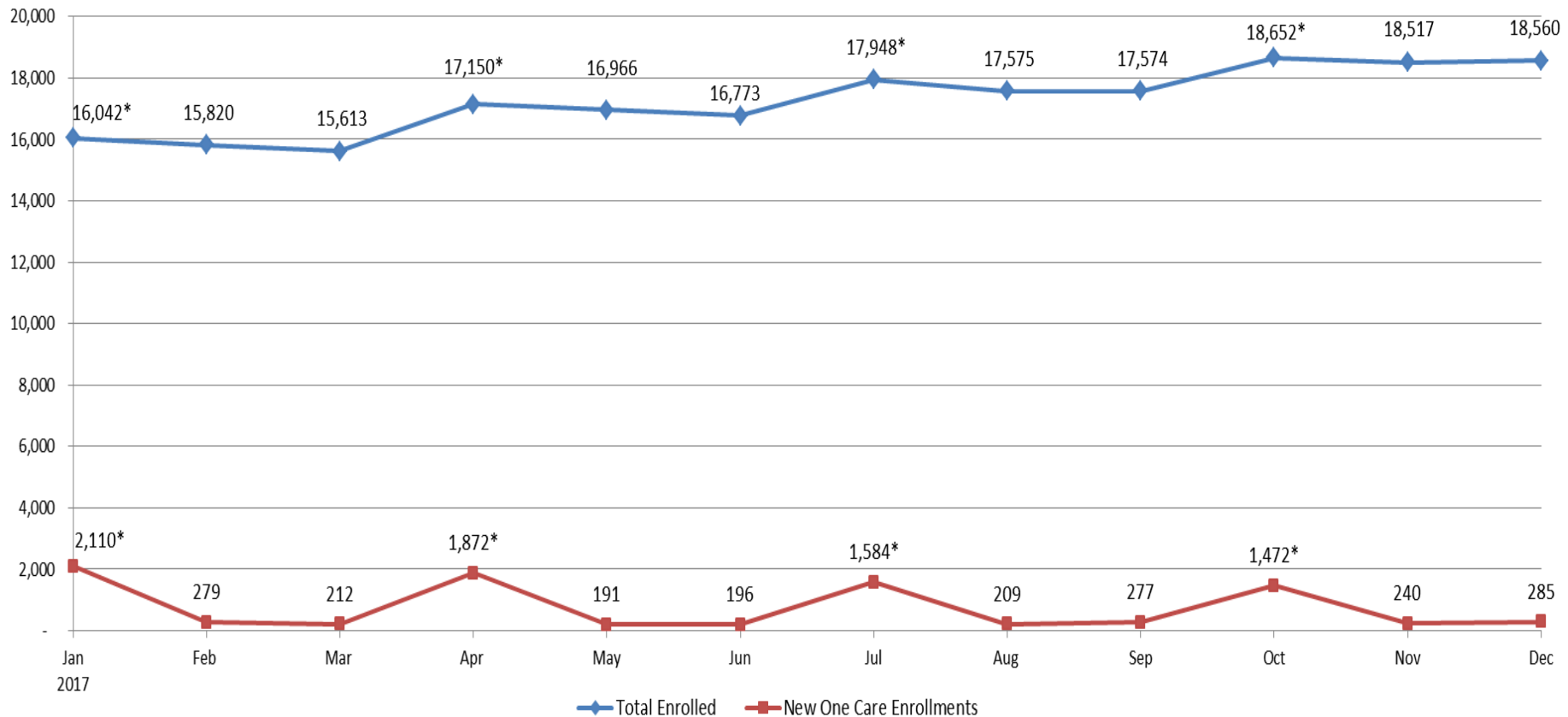
Note: Data in the graph reflect current month information about enrollments. Monthly data may vary slightly from the previous reports due to enrollment status changes that have occurred since previous reports were issued.



# Enrollment Over Time: Demonstration Year 4



Monthly One Care Enrollment  
Demonstration Year 4 (Jan. 2017 - Dec. 2017)



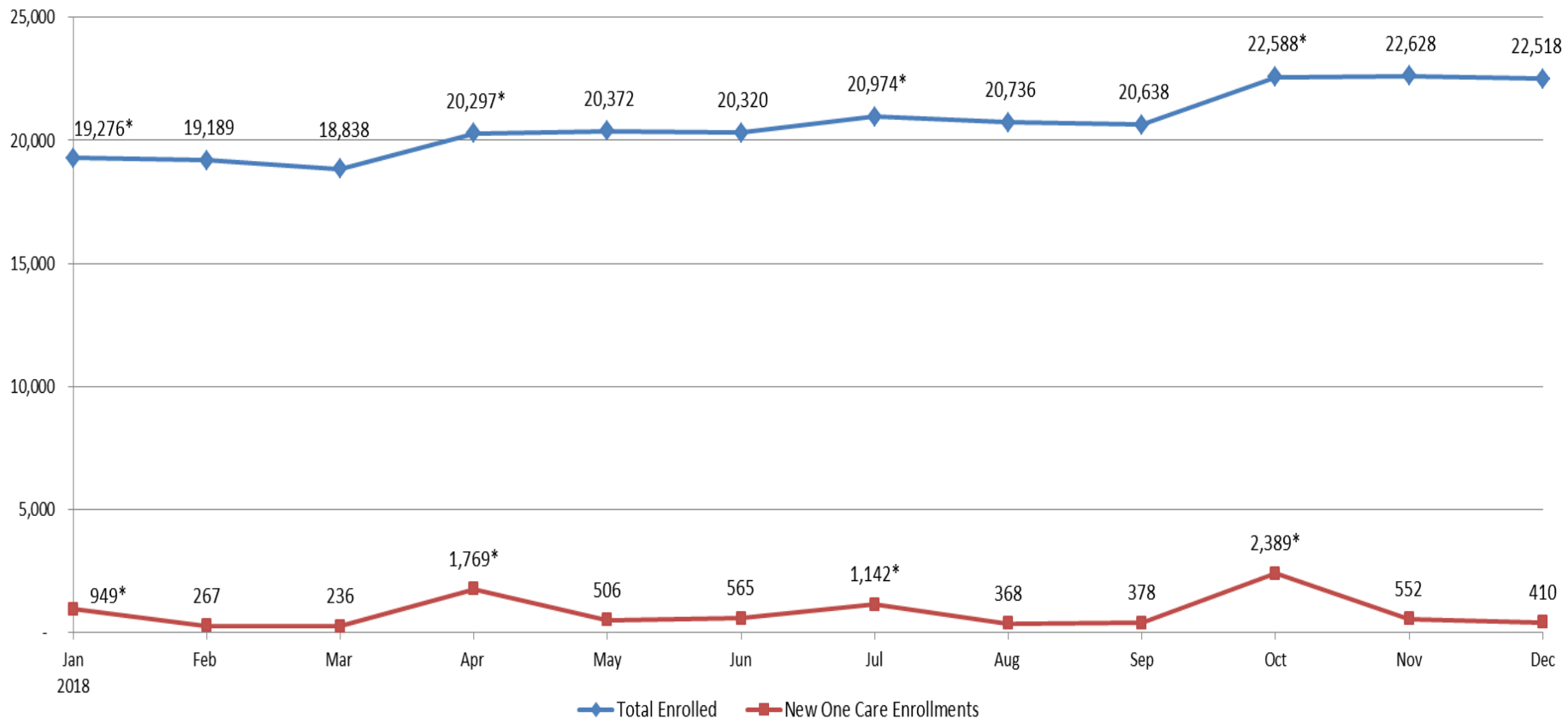
\*Auto-assignment effective dates (Round 8: 1/1/2017; Round 9: 4/1/2017; Round 10: 7/1/2017; Round 11: 10/1/2017). Round 11 consisted only of auto-assignments to CCA.

Note: Data in the graph reflect current month information about enrollments. Monthly data may vary slightly from the previous reports due to enrollment status changes that have occurred since previous reports were issued.

# Enrollment Over Time: Demonstration Year 5



Monthly One Care Enrollment  
Demonstration Year 5 (Jan. 2018 - Dec. 2018)



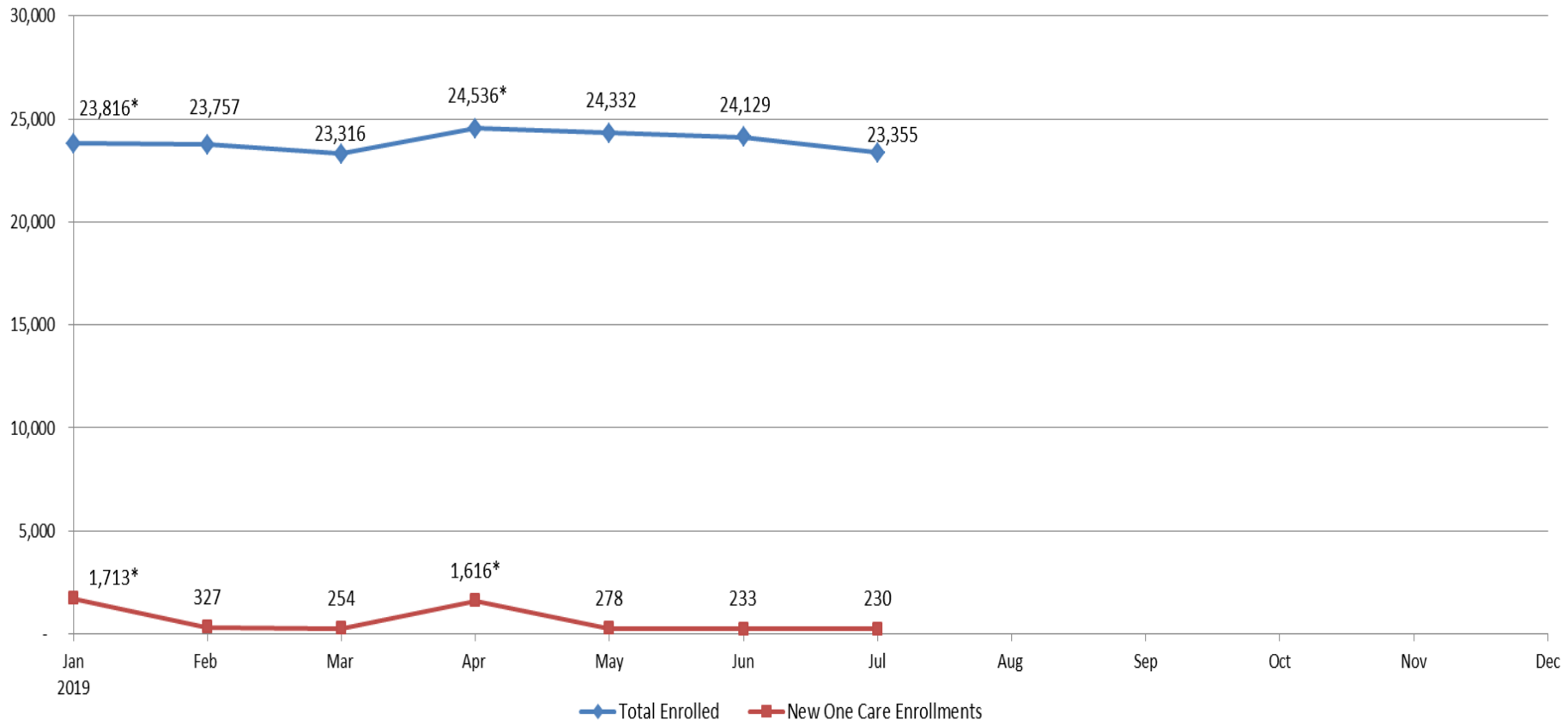
\*Auto-assignment effective date (Round 12: 1/1/2018; Round 13: 4/1/2018; Round 14: 7/1/2018; Round 15: 10/1/2018). Rounds 12, 13, and 14 consisted only of auto-assignments to CCA.

Note: Data in the graph reflect current month information about enrollments. Monthly data may vary slightly from the previous reports due to enrollment status changes that have occurred since previous reports were issued.

# Enrollment Over Time: Demonstration Year 6



Monthly One Care Enrollment  
Demonstration Year 6 (Jan. 2019 - Dec. 2019)



\*Auto-assignment effective date (Round 16: 1/1/2019; Round 17: 4/1/2019). Rounds 16 and 17 consisted only of auto-assignments to CCA.

Note: Data in the graph reflect current month information about enrollments. Monthly data may vary slightly from the previous reports due to enrollment status changes that have occurred since previous reports were issued.



# Opt-Outs

- Total number of opt-outs as of July 1: 38,313
  - Will be excluded from any future auto-enrollment
  - If eligible, can choose to enroll by self-selection at any time
- Total opt-out number includes individuals who may be ineligible
- Of the 111,141 individuals who are eligible for One Care, **34.5%** have chosen to opt out

Total Opt-Outs by County	
Bristol	136
Essex	3,515
Franklin	521
Hampden	7,318
Hampshire	1,567
Middlesex	5,599
Norfolk	1,996
Plymouth	1,776
Suffolk	6,700
Worcester	8,942
Non-Demo Counties	243
Total	38,313



# One Care

MassHealth+Medicare  
Bringing your care together

VISIT US ONLINE

[www.mass.gov/one-care](http://www.mass.gov/one-care)

EMAIL US

[OneCare@state.ma.us](mailto:OneCare@state.ma.us)