

One Care: June 2016 Enrollment Report

Executive Office of Health & Human Services

MassHealth Demonstration
to Integrate Care for Dual Eligibles



Monthly Enrollment Report

- MassHealth issues monthly reports on One Care enrollment activity
- Reports are issued near the end of the month
- Reports are intended to provide general information to stakeholders

One Care Rating Category Definitions



- **F1 – Facility-based Care.** Individuals identified as having a long-term facility stay of more than 90 days
- **C3 – Community Tier 3 – High Community Need.** Individuals who have a daily skilled need; two or more Activities of Daily Living (ADL) limitations AND three days of skilled nursing need; and individuals with 4 or more ADL limitations
 - In CY2014, C3 split into two subsets:
 - C3B:** for C3 individuals with certain diagnoses (e.g., quadriplegia, ALS, Muscular Dystrophy and Respirator dependence) leading to costs considerably above the average for current C3
 - C3A:** for remaining C3 individuals
- **C2 – Community Tier 2 – Community High Behavioral Health.** Individuals who have a chronic and ongoing Behavioral Health diagnosis that indicates a high level of service need
 - In CY2014, C2 split into two subsets
 - C2B:** for C2 individuals with co-occurring diagnoses of substance abuse and serious mental illness
 - C2A:** for remaining C2 individuals
- **C1 – Community Tier 1 Community Other.** Individuals in the community who do not meet F1, C2 or C3 criteria



Total Enrollment

- Effective June 1, 2016, total number of enrollees:13,038

Total Enrollment by Plan	
Commonwealth Care Alliance (CCA) ¹	10,050
Tufts Health Plan	2,988
Total	13,038

¹CCA reopened fully in May 2016 to new enrollments in all of their covered counties for effective dates of June 2016 and later. As of August 7, 2015, CCA had temporarily stopped accepting new One Care enrollments. Members previously enrolled with CCA for One Care were able to re-enroll. CCA subsequently opened enrollment for a January 1, 2016 effective date for up to 100 new One Care members in Suffolk County. CCA also opened enrollment for a May 1, 2016 effective date for up to 100 new One Care members in each of Suffolk and Worcester counties.

Total Enrollment by Rating Category	
F1	36
C3B	147
C3A	5,276
C2B	762
C2A	3,596
C1	3,220
Unavailable*	1
Total	13,038

*The rating category for 1 enrollment was unavailable at the time of this report.



Enrollment Penetration by County

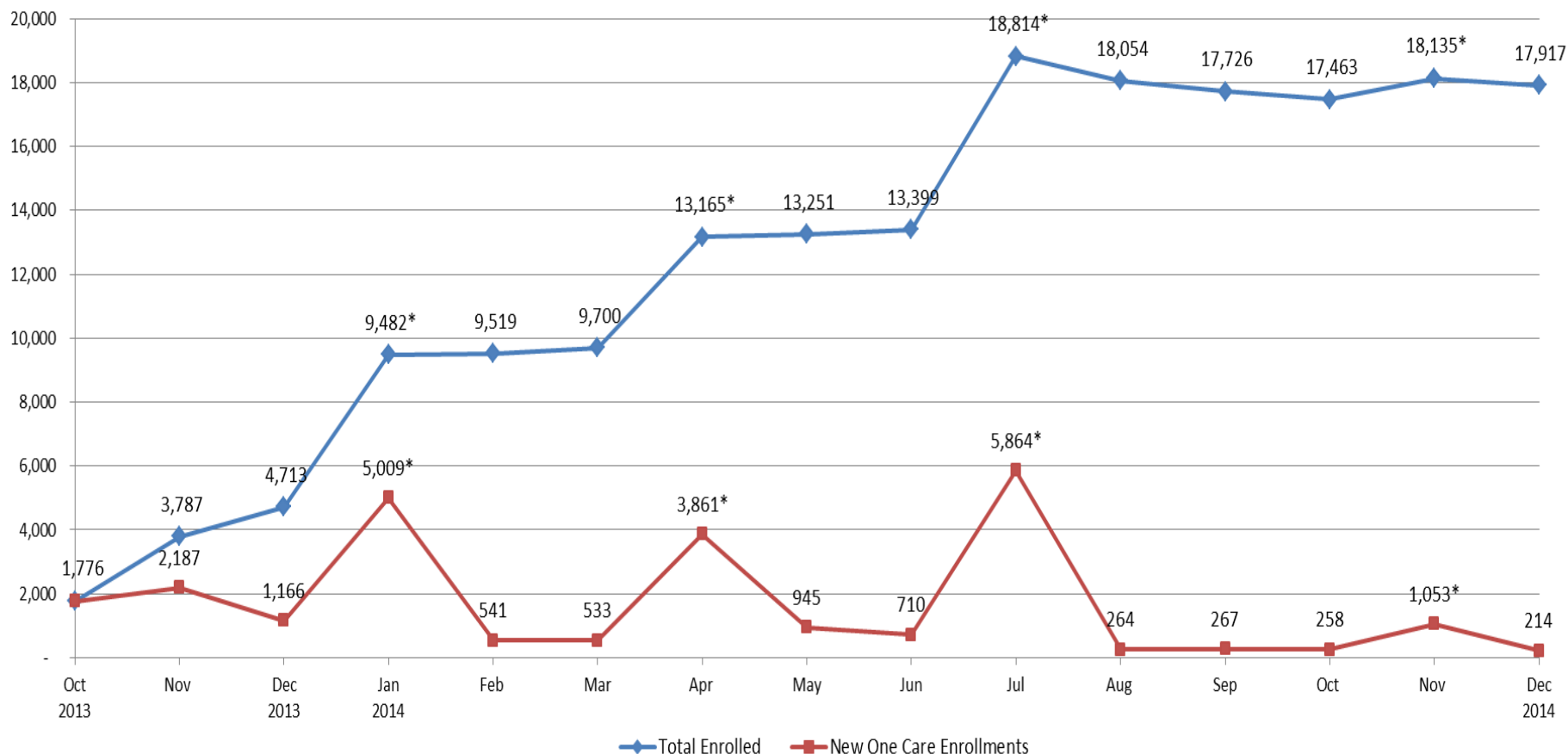
County	Enrolled	Eligible	% Eligible Enrolled
Essex	953	15,513	6.1%
Franklin	73	2,235	3.3%
Hampden	2,583	16,043	16.1%
Hampshire	182	2,782	6.5%
Middlesex	1,324	18,670	7.1%
Norfolk	549	7,804	7.0%
Plymouth	399	7,443	5.4%
Suffolk*	4,243	15,971	26.6%
Worcester*	2,732	16,580	16.5%
Total	13,038	103,041	12.7%

*Members in these counties may be auto-assigned to a One Care plan

Enrollment Over Time: Demonstration Year 1



Monthly One Care Enrollments
Demonstration Year 1 (Oct. 2013 - Dec. 2014)



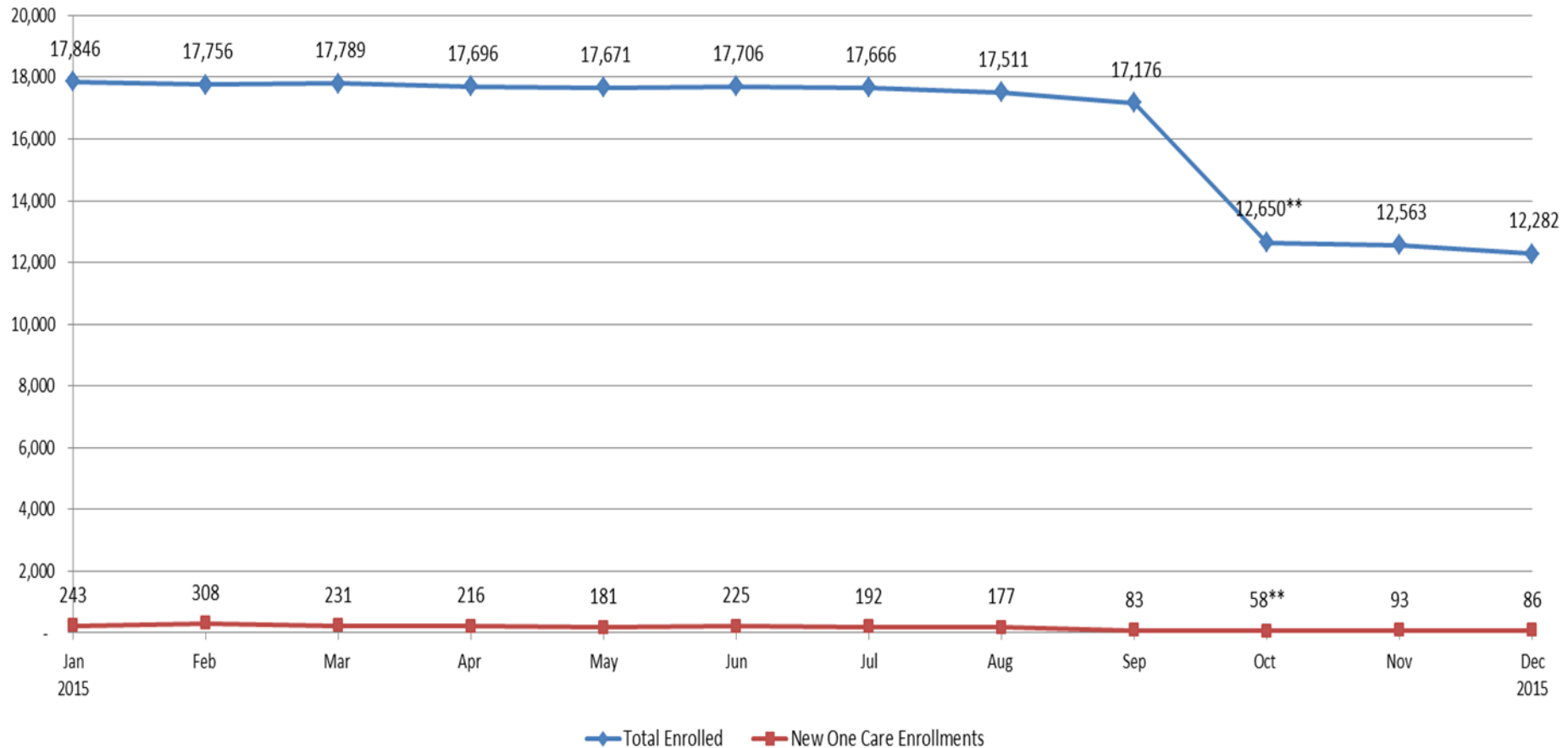
*Auto-assignment effective dates (Round 1: 1/1/2014, Round 2: 4/1/ 2014, Round 3: 7/1/2014, Round 4: 11/1/2014). Round 4 consisted only of auto-assignments to Tufts Health Plan.

Note: Data in the graph reflect current month information about enrollments. Monthly data may vary slightly from the previous reports due to enrollment status changes that have occurred since previous reports were issued.

Enrollment Over Time: Demonstration Year 2



Monthly One Care Enrollment
Demonstration Year 2 (Jan. 2015- Dec. 2015)



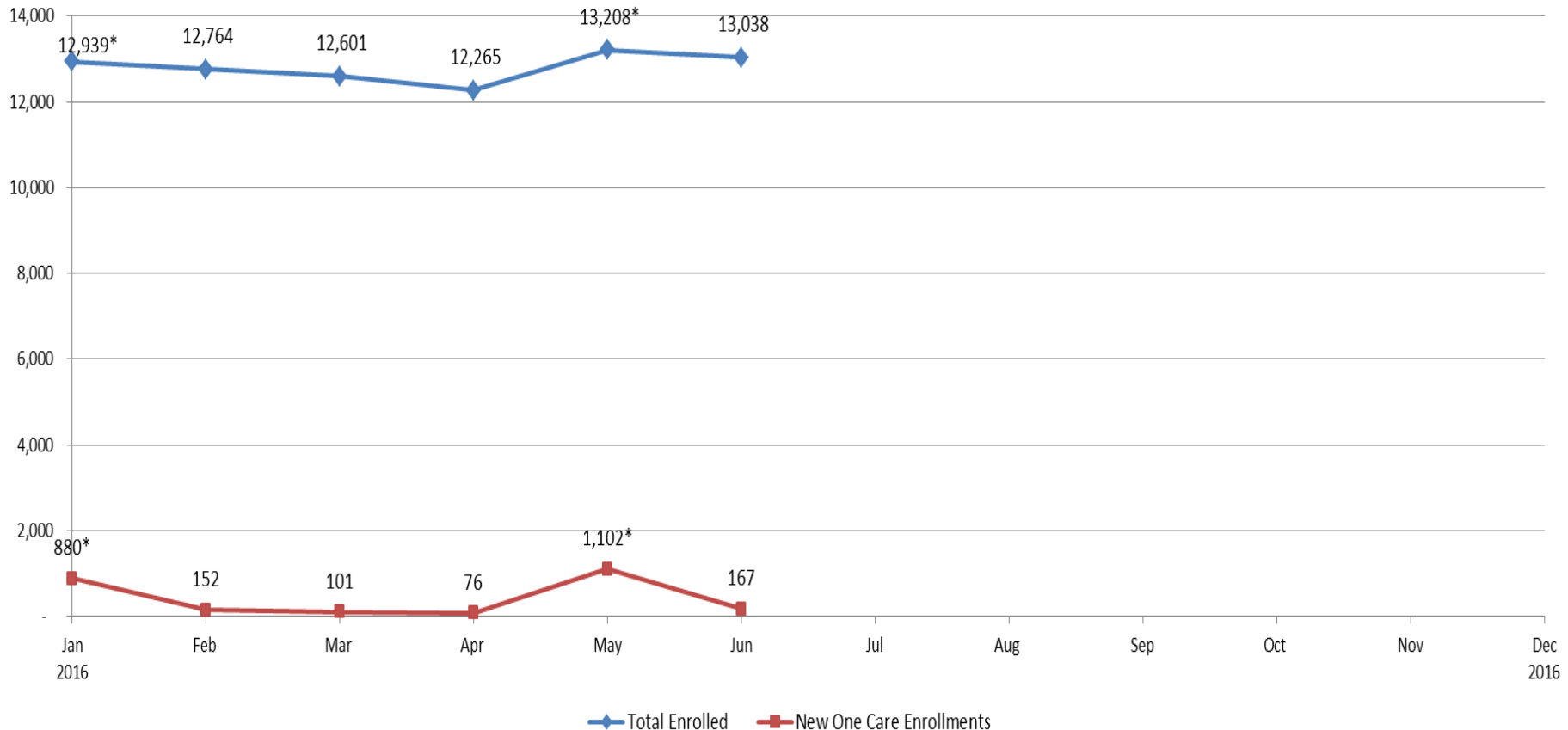
** Fallon Total Care ended its participation in One Care as of September 30, 2015.

Note: Data in the graph reflect current month information about enrollments. Monthly data may vary slightly from the previous reports due to enrollment status changes that have occurred since previous reports were issued

Enrollment Over Time: Demonstration Year 3



Monthly One Care Enrollment
Demonstration Year 3 (Jan. 2016- Dec. 2016)



*Auto-assignment effective dates (Round 5: 1/1/2016; Round 6: 5/1/2016). Round 5 and 6 consisted only of auto-assignments to Tufts Health Plan.

Note: Data in the graph reflect current month information about enrollments. Monthly data may vary slightly from the previous reports due to enrollment status changes that have occurred since previous reports were issued.



Opt-Outs

- Total number of opt-outs as of June 1: 30,020
 - Will be excluded from any future auto-enrollment
 - If eligible, can choose to enroll by self-selection at any time
- Total opt-out number includes individuals who may be ineligible
- Of the 103,041 individuals who are eligible for One Care, 29.1% have chosen to opt out

Total Opt-Outs by County	
Essex	2,526
Franklin	408
Hampden	6,598
Hampshire	1,504
Middlesex	3,629
Norfolk	1,548
Plymouth	1,176
Suffolk	4,982
Worcester	7,499
Non-Demo Counties	150
Total	30,020

Visit us at www.mass.gov/masshealth/onecare

Email us at OneCare@state.ma.us