

# One Care: June 2018 Enrollment Report

Executive Office of Health & Human Services

MassHealth Demonstration  
to Integrate Care for Dual Eligibles



# Monthly Enrollment Report

- MassHealth issues monthly reports on One Care enrollment activity
- Reports are issued near the end of the month
- Reports are intended to provide general information to stakeholders

# One Care Rating Category Definitions



- **F1 – Facility-based Care.** Individuals identified as having a long-term facility stay of more than 90 days
- **C3 – Community Tier 3 – High Community Need.** Individuals who have a daily skilled need; two or more Activities of Daily Living (ADL) limitations AND three days of skilled nursing need; and individuals with 4 or more ADL limitations
  - In CY2014, C3 split into two subsets:
    - C3B:** for C3 individuals with certain diagnoses (e.g., quadriplegia, ALS, Muscular Dystrophy and Respirator dependence) leading to costs considerably above the average for current C3
    - C3A:** for remaining C3 individuals
- **C2 – Community Tier 2 – Community High Behavioral Health.** Individuals who have a chronic and ongoing Behavioral Health diagnosis that indicates a high level of service need
  - In CY2014, C2 split into two subsets
    - C2B:** for C2 individuals with co-occurring diagnoses of substance abuse and serious mental illness
    - C2A:** for remaining C2 individuals
- **C1 – Community Tier 1 Community Other.** Individuals in the community who do not meet F1, C2 or C3 criteria



# Total Enrollment

- Effective June 1, 2018, total number of enrollees: 20,261

Total Enrollment by Plan	
Commonwealth Care Alliance (CCA)	17,593
Tufts Health Plan	2,668
Total	20,261

Total Enrollment by Rating Category	
F1	82
C3B	219
C3A	7,833
C2B	1,044
C2A	5,574
C1*	5,509
Total	20,261

\*The C1 rating category includes individuals who were not assigned a proxy rating category at the time the report was produced.



# Enrollment Penetration by County

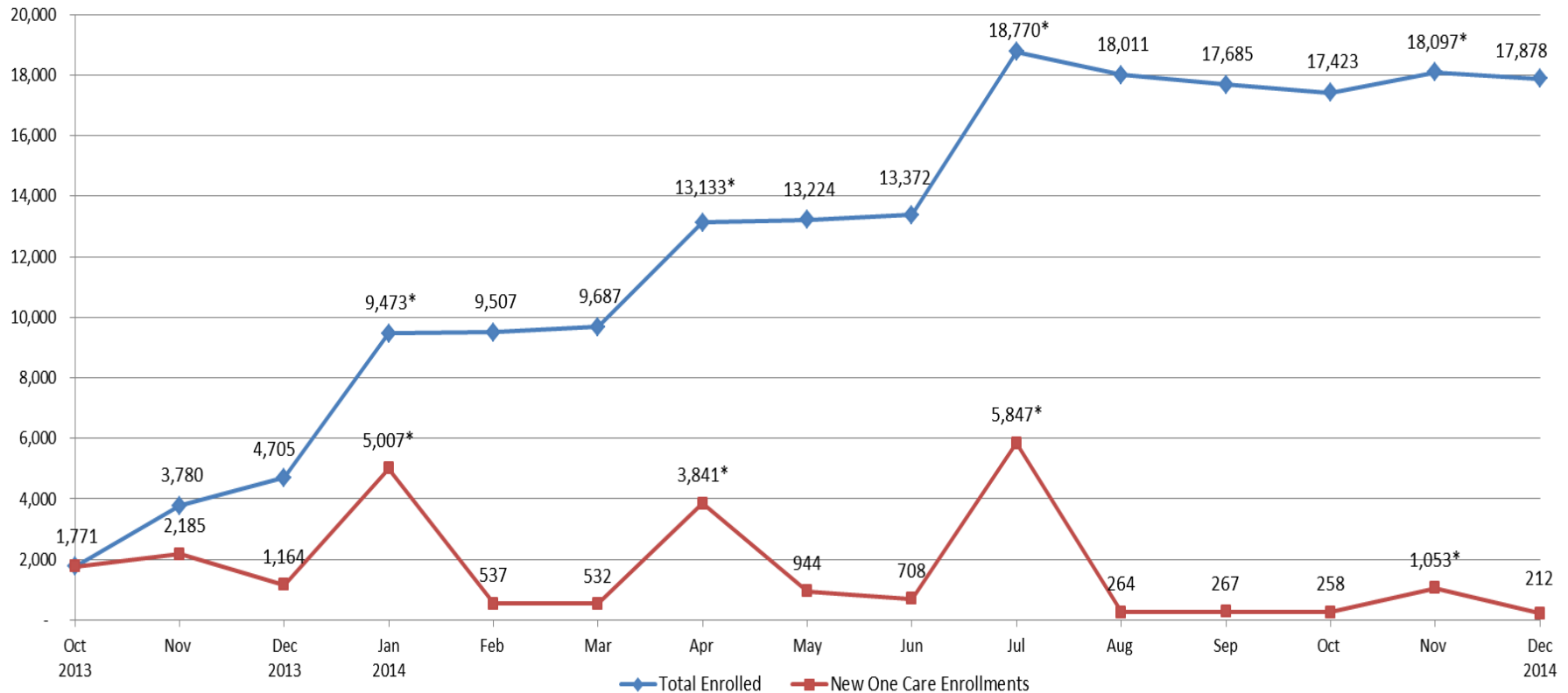
County*	Enrolled	Eligible	% Eligible Enrolled
Essex	2,083	15,068	13.8%
Franklin	107	2,189	4.9%
Hampden	5,032	16,103	31.2%
Hampshire	286	2,828	10.1%
Middlesex	3,312	17,902	18.5%
Norfolk	924	7,697	12.0%
Plymouth	763	7,428	10.3%
Suffolk	4,292	14,848	28.9%
Worcester	3,462	16,520	20.8%
Total	20,261	100,583	20.1%

\*Members residing in any of these counties may be auto-assigned to a One Care plan.

# Enrollment Over Time: Demonstration Year 1



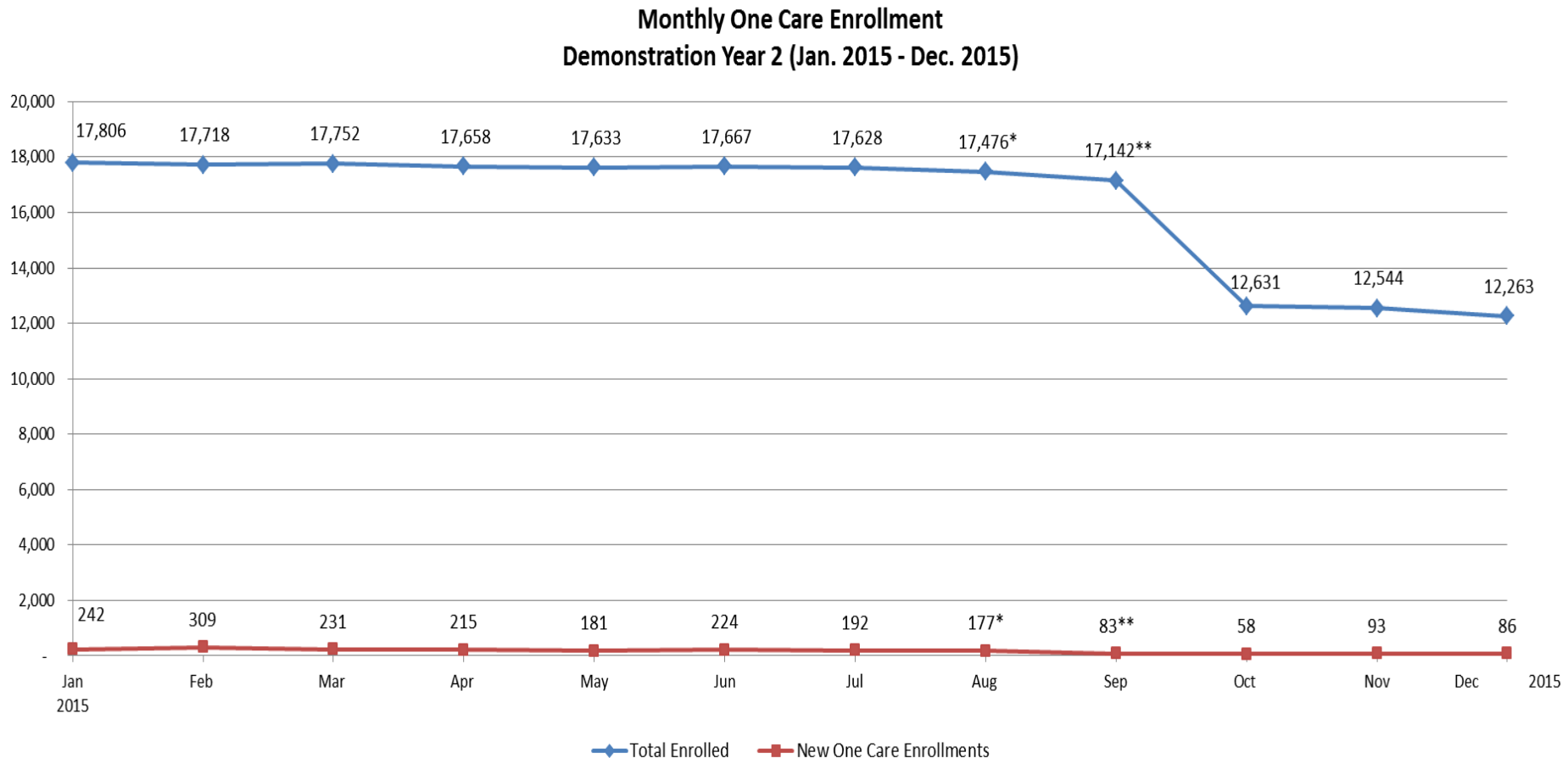
Monthly One Care Enrollment  
Demonstration Year 1 (Oct. 2013 - Dec. 2014)



\*Auto-assignment effective dates (Round 1: 1/1/2014, Round 2: 4/1/ 2014, Round 3: 7/1/2014, Round 4: 11/1/2014). Round 4 consisted only of auto-assignments to Tufts Health Plan.

Note: Data in the graph reflect current month information about enrollments. Monthly data may vary slightly from the previous reports due to enrollment status changes that have occurred since previous reports were issued.

# Enrollment Over Time: Demonstration Year 2



\*On August 7, 2015, CCA temporarily stopped accepting new One Care enrollments. Members previously enrolled with CCA for One Care were able to re-enroll.

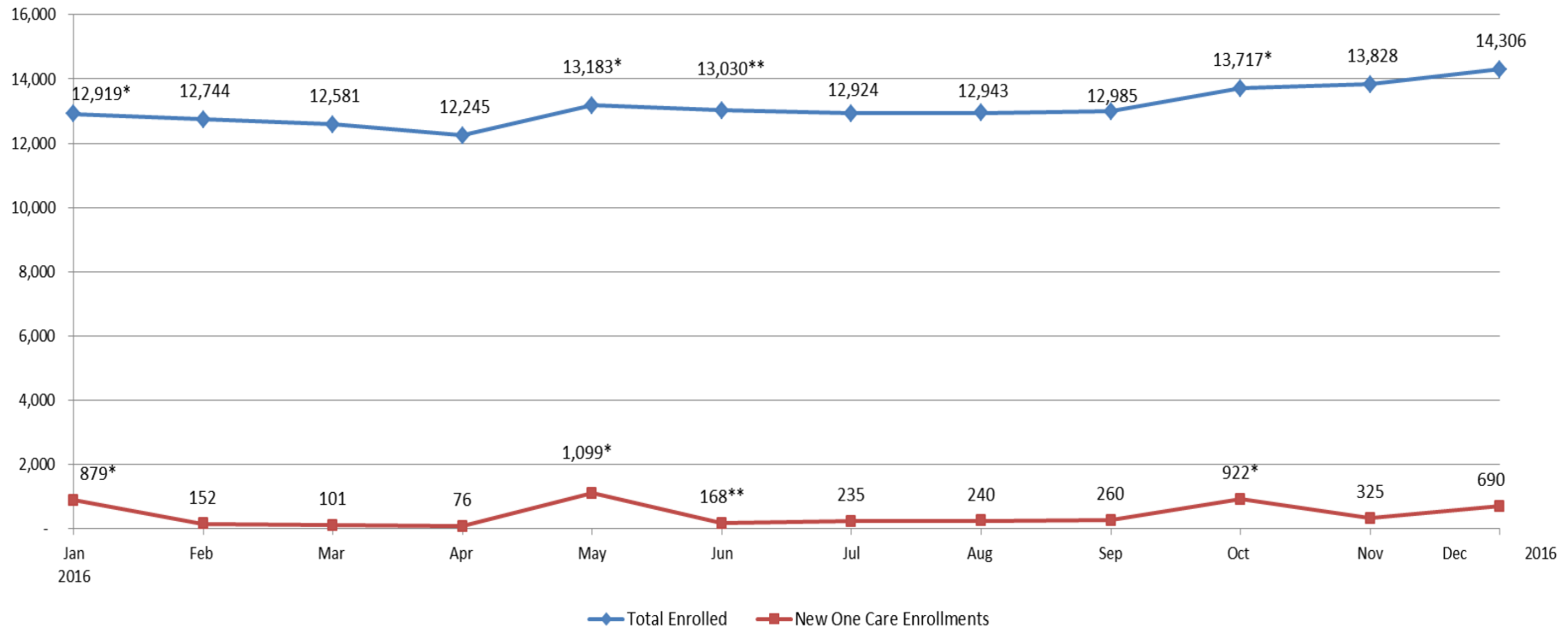
\*\* Fallon Total Care ended its participation in One Care as of September 30, 2015.

Note: Data in the graph reflect current month information about enrollments. Monthly data may vary slightly from the previous reports due to enrollment status changes that have occurred since previous reports were issued.

# Enrollment Over Time: Demonstration Year 3



Monthly One Care Enrollment  
Demonstration Year 3 (Jan. 2016 - Dec. 2016)



\*Auto-assignment effective dates (Round 5: 1/1/2016; Round 6: 5/1/2016; Round 7: 10/1/2016). Rounds 5 and 6 consisted only of auto-assignments to Tufts Health Plan; Round 7 consisted only of auto-assignments to CCA.

\*\*CCA accepted limited enrollments for January 1 and May 1 in 2016, and in May fully reopened to new enrollments for June 1, 2016 and later dates.

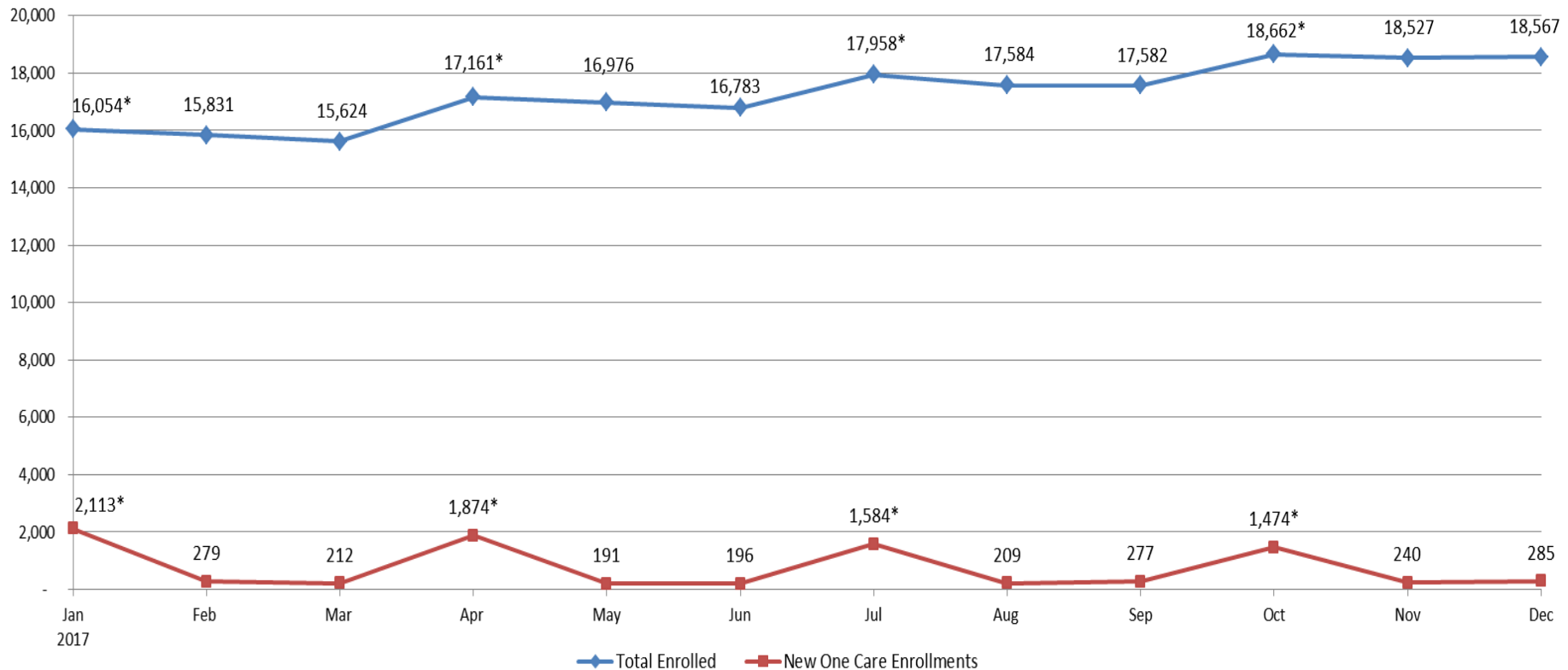
Note: Data in the graph reflect current month information about enrollments. Monthly data may vary slightly from the previous reports due to enrollment status changes that have occurred since previous reports were issued.



# Enrollment Over Time: Demonstration Year 4



Monthly One Care Enrollment  
Demonstration Year 4 (Jan. 2017 - Dec. 2017)



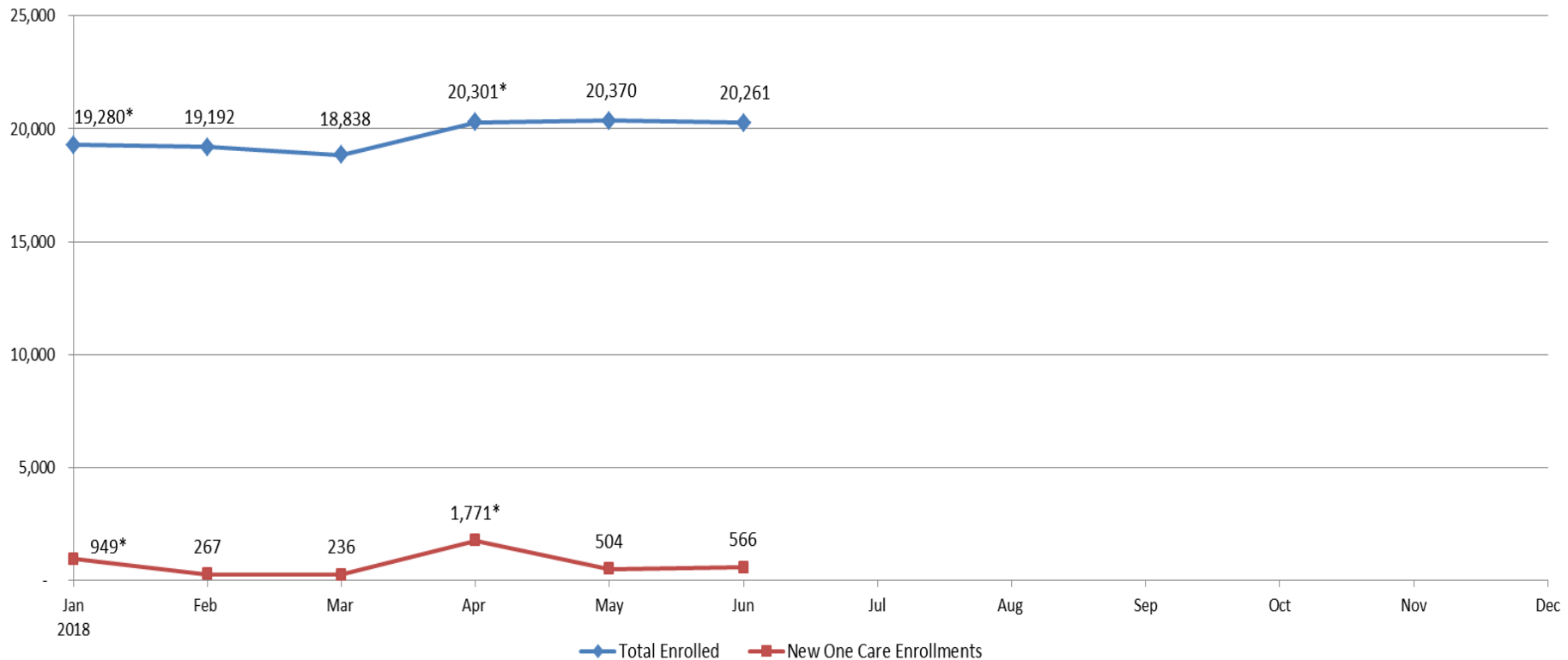
\*Auto-assignment effective dates (Round 8: 1/1/2017; Round 9: 4/1/2017; Round 10: 7/1/2017; Round 11: 10/1/2017). Round 11 consisted only of auto-assignments to CCA.

Note: Data in the graph reflect current month information about enrollments. Monthly data may vary slightly from the previous reports due to enrollment status changes that have occurred since previous reports were issued.

# Enrollment Over Time: Demonstration Year 5



Monthly One Care Enrollment  
Demonstration Year 5 (Jan. 2018 - Dec. 2018)



\*Auto-assignment effective date (Round 12: 1/1/2018; Round 13: 4/1/2018). Rounds 12 and 13 consisted only of auto-assignments to CCA.

Note: Data in the graph reflect current month information about enrollments. Monthly data may vary slightly from the previous reports due to enrollment status changes that have occurred since previous reports were issued.



# Opt-Outs

- Total number of opt-outs as of June 1: 35,684
  - Will be excluded from any future auto-enrollment
  - If eligible, can choose to enroll by self-selection at any time
- Total opt-out number includes individuals who may be ineligible
- Of the 100,583 individuals who are eligible for One Care, **35.5%** have chosen to opt out

Total Opt-Outs by County	
Essex	3,180
Franklin	455
Hampden	7,026
Hampshire	1,541
Middlesex	5,200
Norfolk	1,755
Plymouth	1,443
Suffolk	6,337
Worcester	8,431
Non-Demo Counties	316
Total	35,684



# One Care

MassHealth+Medicare  
Bringing your care together

VISIT US ONLINE

[www.mass.gov/one-care](http://www.mass.gov/one-care)

EMAIL US

[OneCare@state.ma.us](mailto:OneCare@state.ma.us)