

# One Care: June 2019 Enrollment Report

Executive Office of Health & Human Services

MassHealth Demonstration  
to Integrate Care for Dual Eligibles



# Monthly Enrollment Report

- MassHealth issues monthly reports on One Care enrollment activity
- Reports are issued near the end of the month
- Reports are intended to provide general information to stakeholders

# One Care Rating Category Definitions



- **F1 – Facility-based Care.** Individuals identified as having a long-term facility stay of more than 90 days
- **C3 – Community Tier 3 – High Community Need.** Individuals who have a daily skilled need; two or more Activities of Daily Living (ADL) limitations AND three days of skilled nursing need; and individuals with 4 or more ADL limitations
  - In CY2014, C3 split into two subsets:
    - C3B:** for C3 individuals with certain diagnoses (e.g., quadriplegia, ALS, Muscular Dystrophy and Respirator dependence) leading to costs considerably above the average for current C3
    - C3A:** for remaining C3 individuals
- **C2 – Community Tier 2 – Community High Behavioral Health.** Individuals who have a chronic and ongoing Behavioral Health diagnosis that indicates a high level of service need
  - In CY2014, C2 split into two subsets
    - C2B:** for C2 individuals with co-occurring diagnoses of substance abuse and serious mental illness
    - C2A:** for remaining C2 individuals
- **C1 – Community Tier 1 Community Other.** Individuals in the community who do not meet F1, C2 or C3 criteria



# Total Enrollment

- Effective June 1, 2019, total number of enrollees: 24,053

Total Enrollment by Plan	
Commonwealth Care Alliance (CCA)	21,345
Tufts Health Plan	2,708
Total	24,053

Total Enrollment by Rating Category	
F1	173
C3B	265
C3A	11,349
C2B	1,204
C2A	7,030
C1	4,012
Unavailable*	20
Total	24,053

\*The rating categories for 20 enrollments were unavailable at the time of this report.

# Enrollment Penetration by County

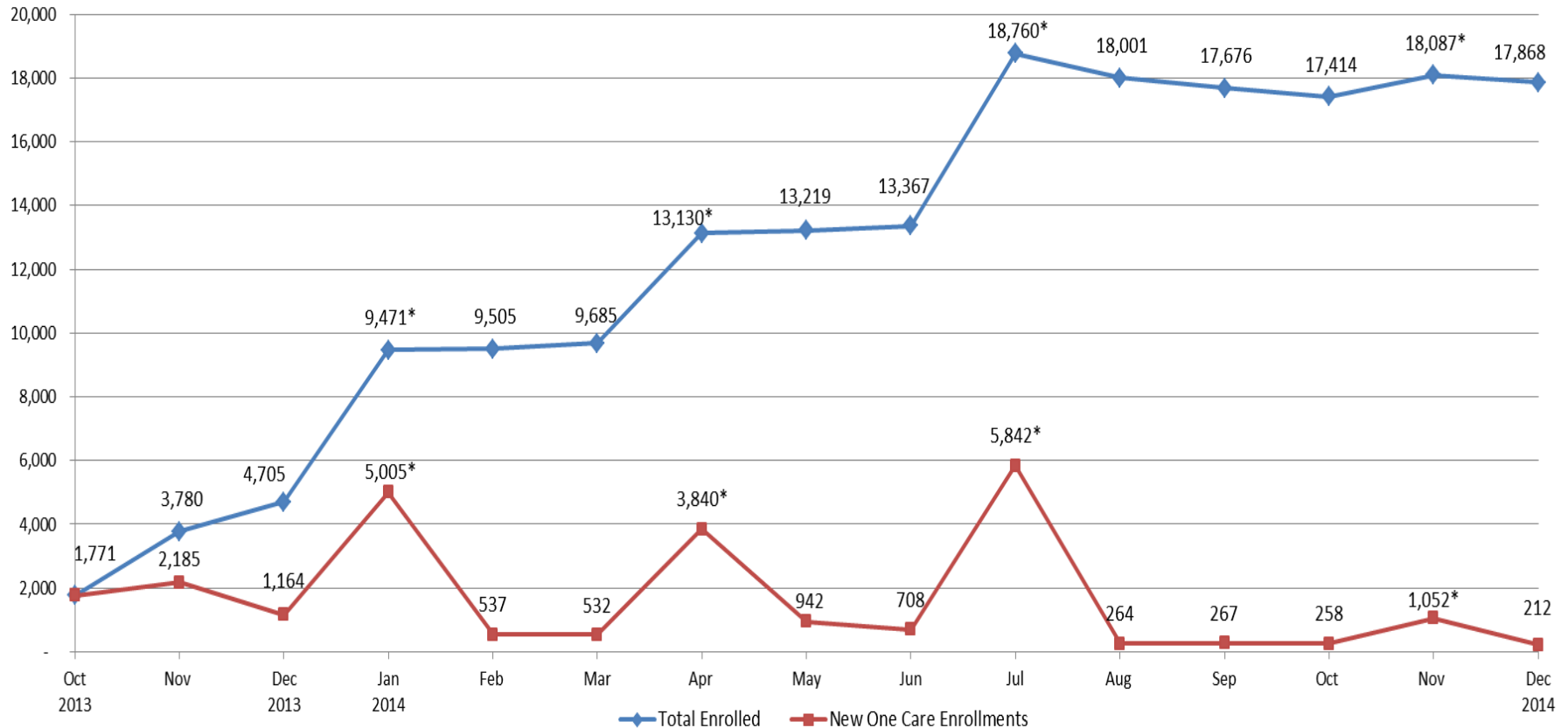


County	Enrolled	Eligible	% Eligible Enrolled
Bristol	78	14,859	0.5%
Essex	2,656	14,612	18.2%
Franklin	187	2,132	8.8%
Hampden	6,035	15,712	38.4%
Hampshire	331	2,767	12.0%
Middlesex	3,704	17,310	21.4%
Norfolk	1,298	7,512	17.3%
Plymouth	1,337	7,345	18.2%
Suffolk	4,624	14,230	32.5%
Worcester	3,803	16,080	23.7%
Total	24,053	112,559	21.4%

# Enrollment Over Time: Demonstration Year 1



Monthly One Care Enrollment  
Demonstration Year 1 (Oct. 2013 - Dec. 2014)



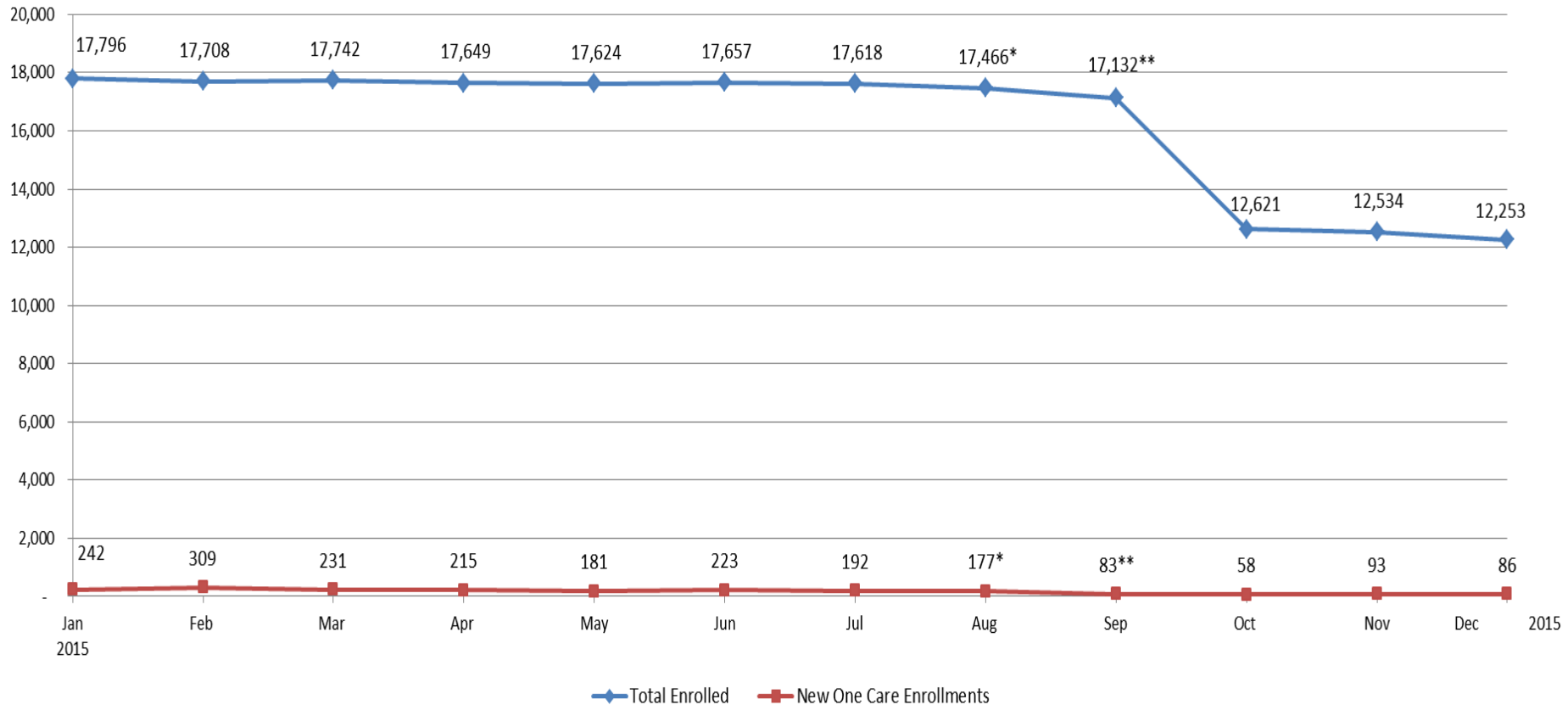
\*Auto-assignment effective dates (Round 1: 1/1/2014, Round 2: 4/1/ 2014, Round 3: 7/1/2014, Round 4: 11/1/2014). Round 4 consisted only of auto-assignments to Tufts Health Plan.

Note: Data in the graph reflect current month information about enrollments. Monthly data may vary slightly from the previous reports due to enrollment status changes that have occurred since previous reports were issued.

# Enrollment Over Time: Demonstration Year 2



Monthly One Care Enrollment  
Demonstration Year 2 (Jan. 2015 - Dec. 2015)



\*On August 7, 2015, CCA temporarily stopped accepting new One Care enrollments. Members previously enrolled with CCA for One Care were able to re-enroll.

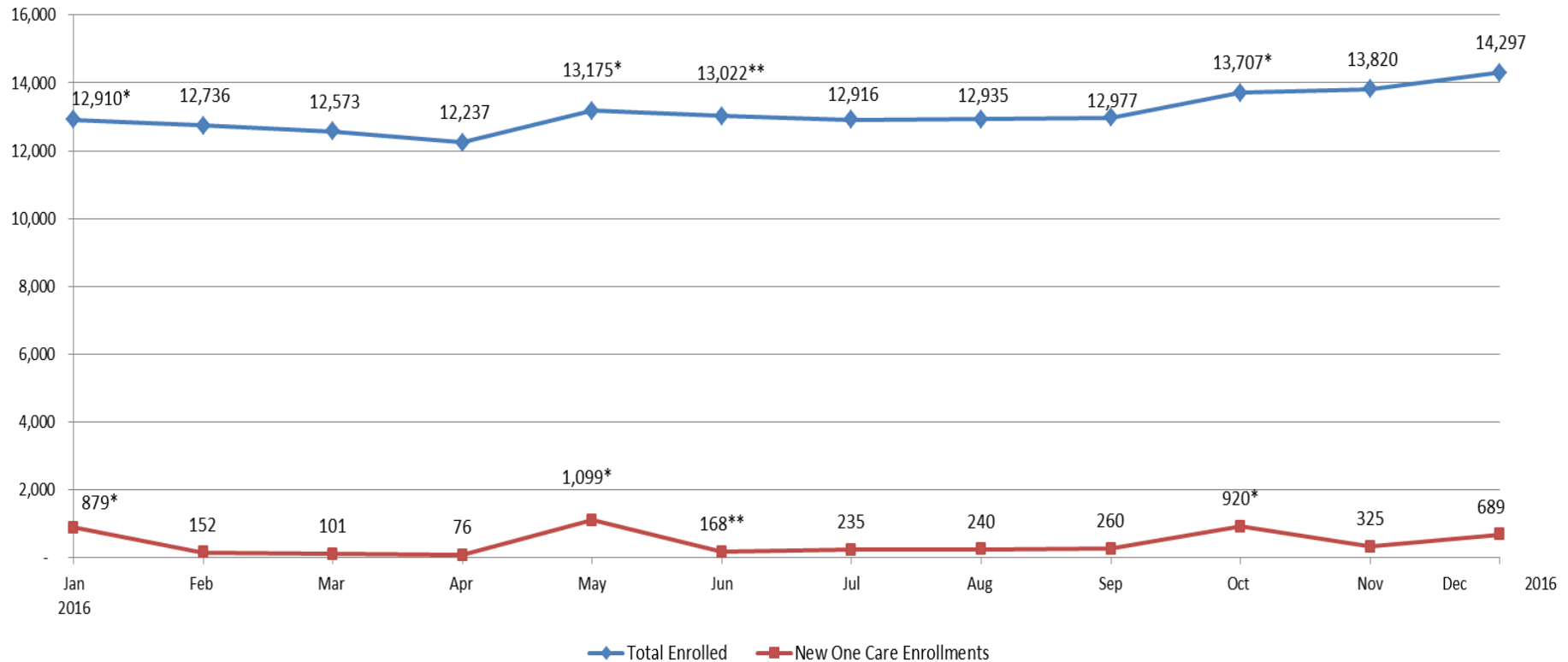
\*\*Fallon Total Care ended its participation in One Care as of September 30, 2015.

Note: Data in the graph reflect current month information about enrollments. Monthly data may vary slightly from the previous reports due to enrollment status changes that have occurred since previous reports were issued.

# Enrollment Over Time: Demonstration Year 3



Monthly One Care Enrollment  
Demonstration Year 3 (Jan. 2016 - Dec. 2016)



\*Auto-assignment effective dates (Round 5: 1/1/2016; Round 6: 5/1/2016; Round 7: 10/1/2016). Rounds 5 and 6 consisted only of auto-assignments to Tufts Health Plan; Round 7 consisted only of auto-assignments to CCA.

\*\*CCA accepted limited enrollments for January 1 and May 1 in 2016, and in May fully reopened to new enrollments for June 1, 2016 and later dates.

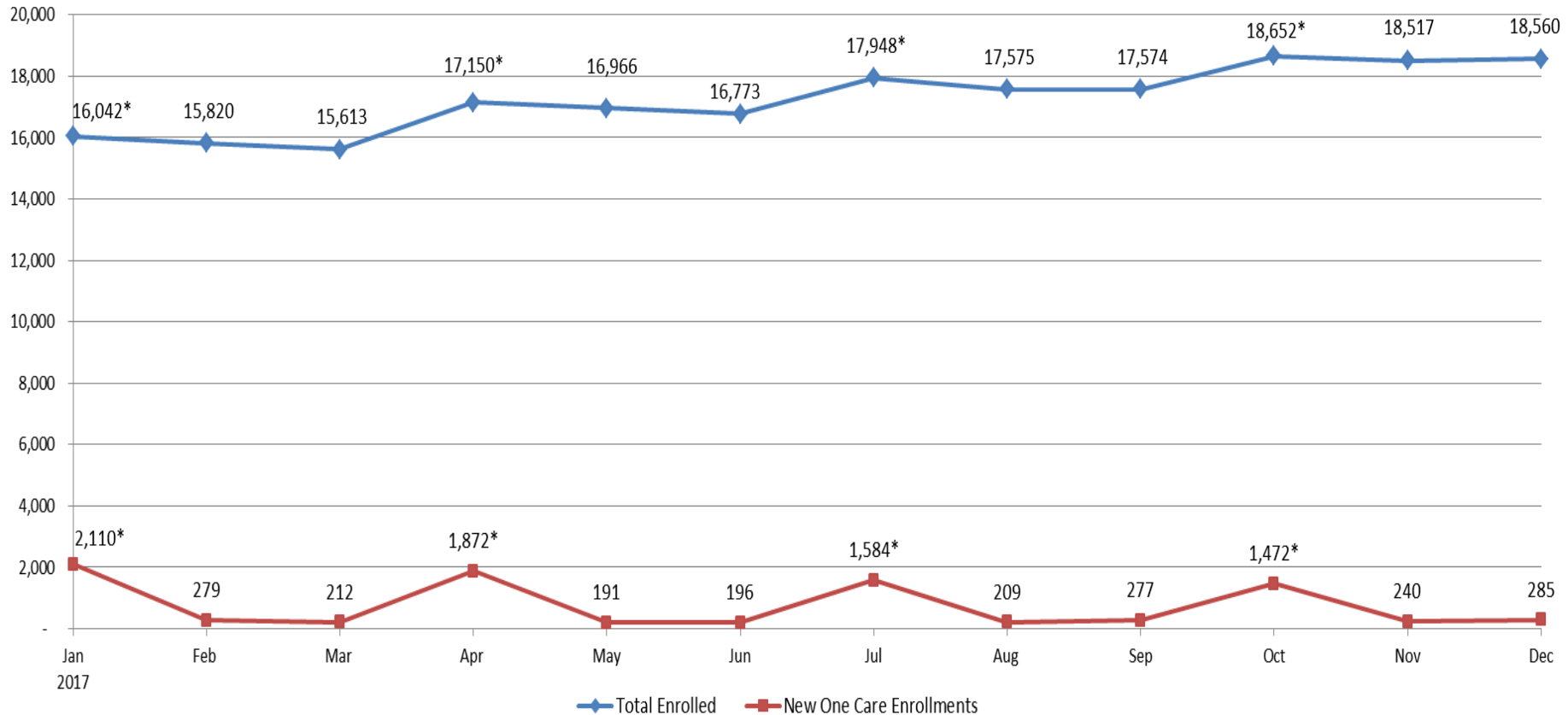
Note: Data in the graph reflect current month information about enrollments. Monthly data may vary slightly from the previous reports due to enrollment status changes that have occurred since previous reports were issued.



# Enrollment Over Time: Demonstration Year 4



Monthly One Care Enrollment  
Demonstration Year 4 (Jan. 2017 - Dec. 2017)



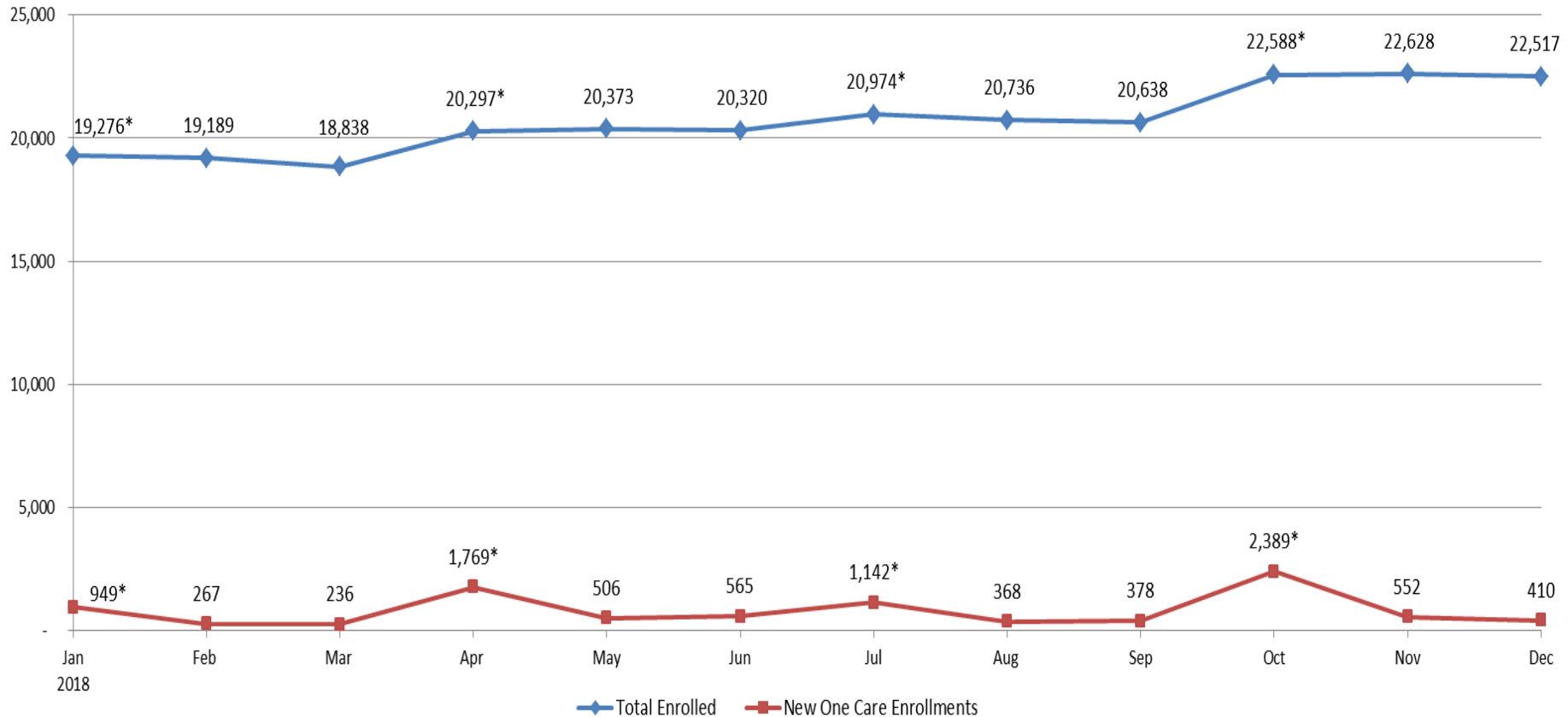
\*Auto-assignment effective dates (Round 8: 1/1/2017; Round 9: 4/1/2017; Round 10: 7/1/2017; Round 11: 10/1/2017). Round 11 consisted only of auto-assignments to CCA.

Note: Data in the graph reflect current month information about enrollments. Monthly data may vary slightly from the previous reports due to enrollment status changes that have occurred since previous reports were issued.

# Enrollment Over Time: Demonstration Year 5



Monthly One Care Enrollment  
Demonstration Year 5 (Jan. 2018 - Dec. 2018)



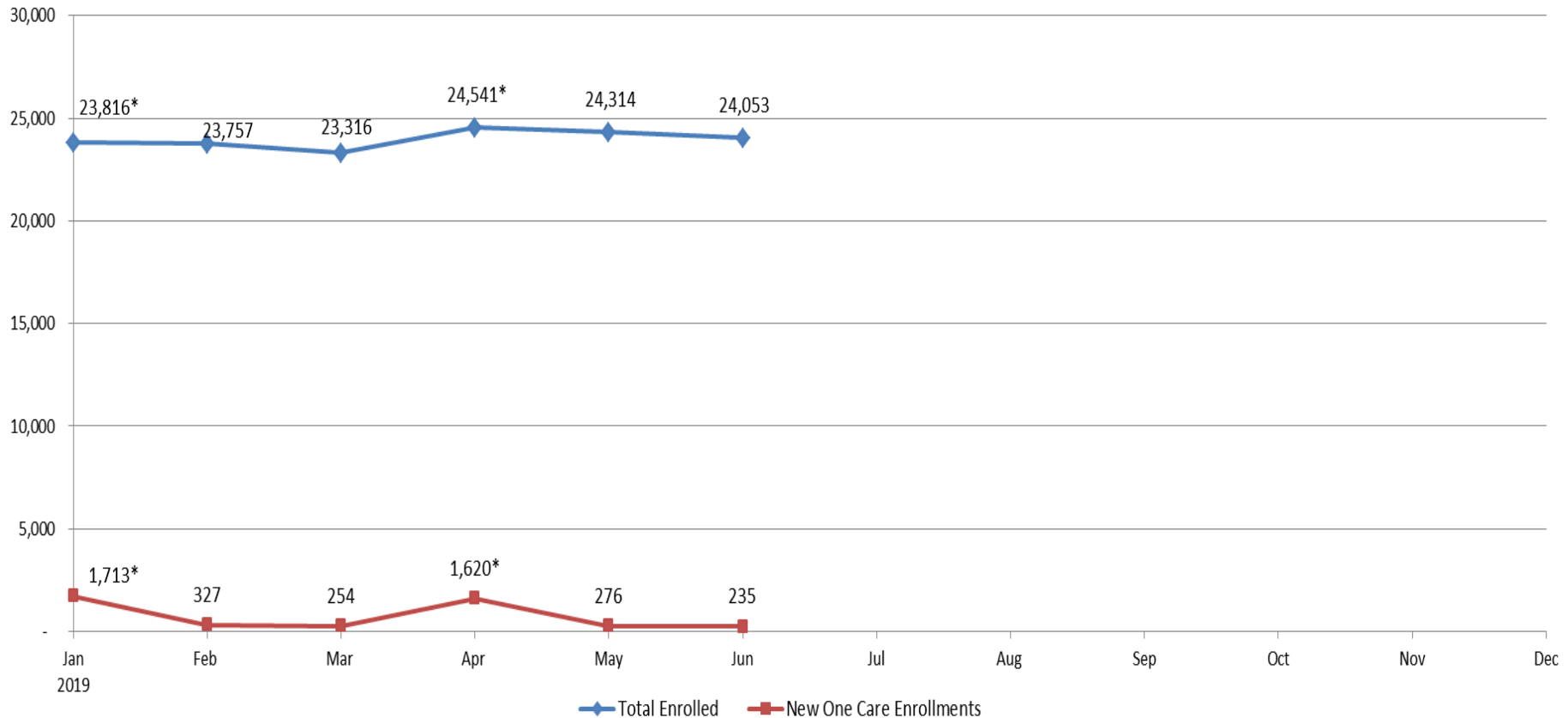
\*Auto-assignment effective date (Round 12: 1/1/2018; Round 13: 4/1/2018; Round 14: 7/1/2018; Round 15: 10/1/2018). Rounds 12, 13, and 14 consisted only of auto-assignments to CCA.

Note: Data in the graph reflect current month information about enrollments. Monthly data may vary slightly from the previous reports due to enrollment status changes that have occurred since previous reports were issued.

# Enrollment Over Time: Demonstration Year 6



Monthly One Care Enrollment  
Demonstration Year 6 (Jan. 2019 - Dec. 2019)



\*Auto-assignment effective date (Round 16: 1/1/2019; Round 17: 4/1/2019). Rounds 16 and 17 consisted only of auto-assignments to CCA.

Note: Data in the graph reflect current month information about enrollments. Monthly data may vary slightly from the previous reports due to enrollment status changes that have occurred since previous reports were issued.



# Opt-Outs

- Total number of opt-outs as of June 1: 38,362
  - Will be excluded from any future auto-enrollment
  - If eligible, can choose to enroll by self-selection at any time
- Total opt-out number includes individuals who may be ineligible
- Of the 112,559 individuals who are eligible for One Care, **34.1%** have chosen to opt out

Total Opt-Outs by County	
Bristol	134
Essex	3,514
Franklin	520
Hampden	7,334
Hampshire	1,571
Middlesex	5,601
Norfolk	1,999
Plymouth	1,772
Suffolk	6,711
Worcester	8,962
Non-Demo Counties	244
Total	38,362



# One Care

MassHealth+Medicare  
Bringing your care together

VISIT US ONLINE

[www.mass.gov/one-care](http://www.mass.gov/one-care)

EMAIL US

[OneCare@state.ma.us](mailto:OneCare@state.ma.us)