

EPIA  
June 2020  
Ages 0-17

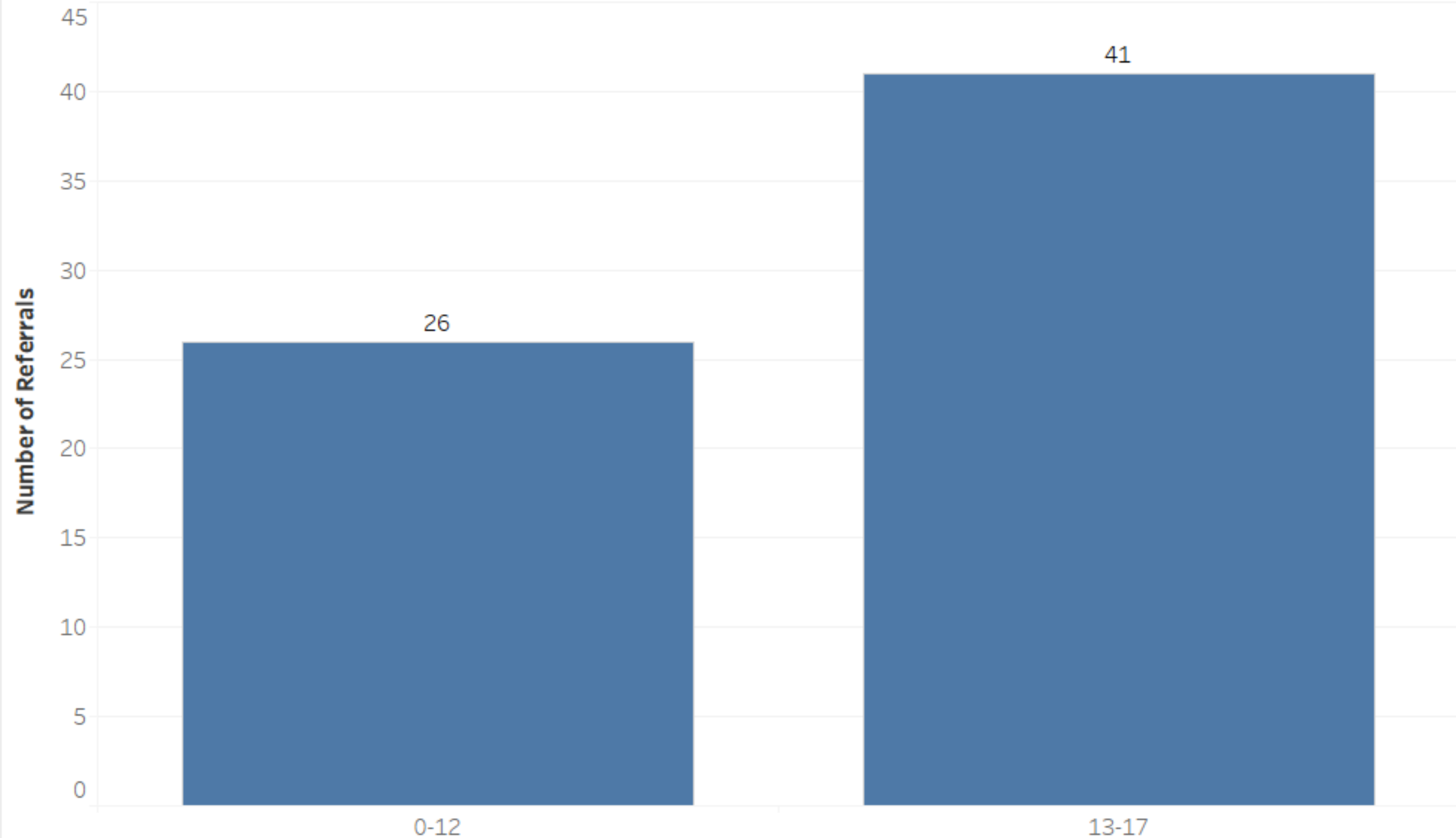
Referrals in period: 67

## Referrals by Age Group

Number of Referrals **Ages 0 - 17** by Age Group  
**June 2020** Total Number of Referrals – **67**

Referral Date  
June 2020

Age Range  
Ages 0 - 17

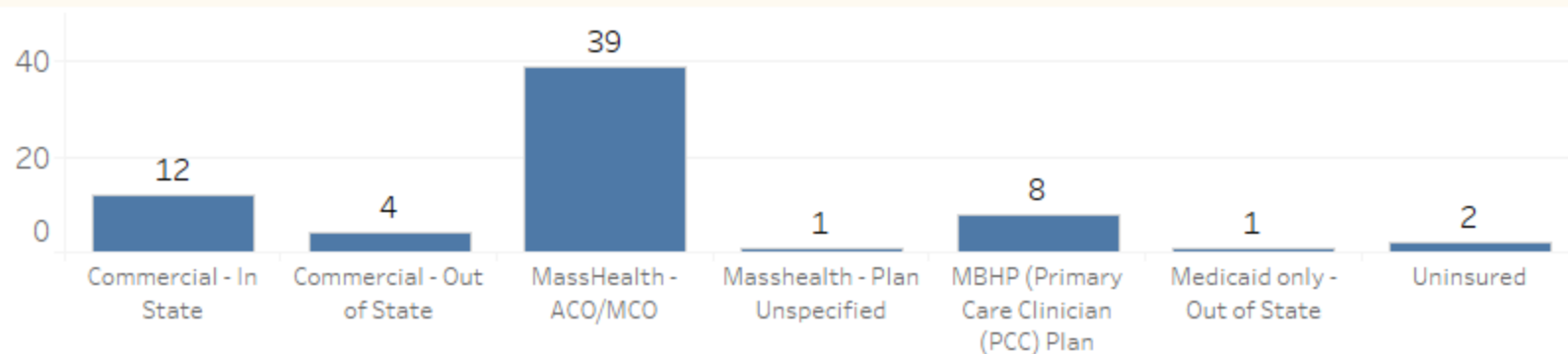


## Referrals by Insurance Plan Type

Number of Referrals **Ages 0 - 17** by Insurance Plan Type  
**June 2020** Total Number of Referrals – **67**

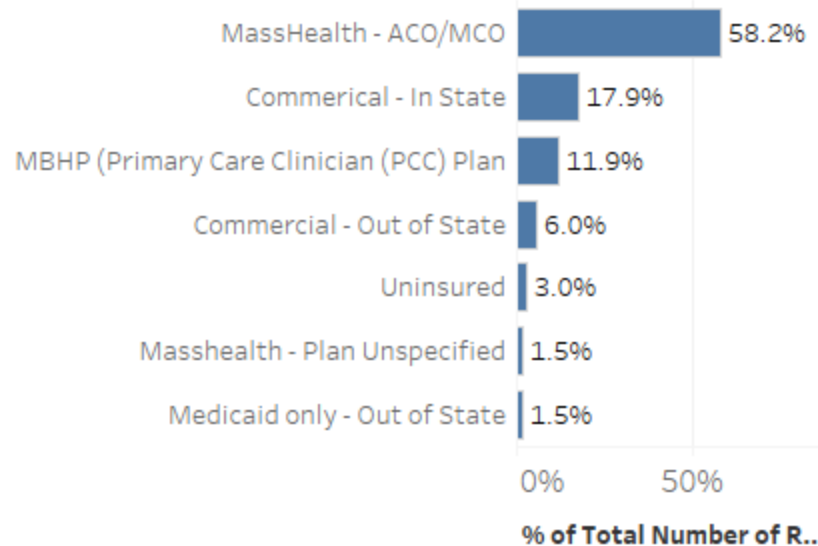
Referral Date  
 June 2020

Age Range  
 Ages 0 - 17

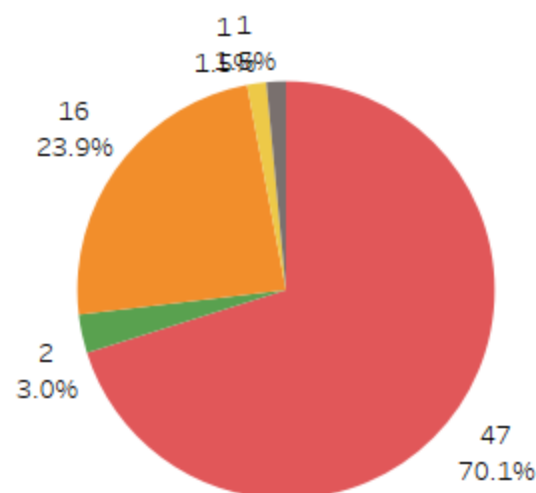


Percentage of Referrals **Ages 0 - 17** by Insurance Plan Type

Insurance Plan Type (group) 2



Percentage of Referrals **Ages 0 - 17** by Insurance Plan Type (group)



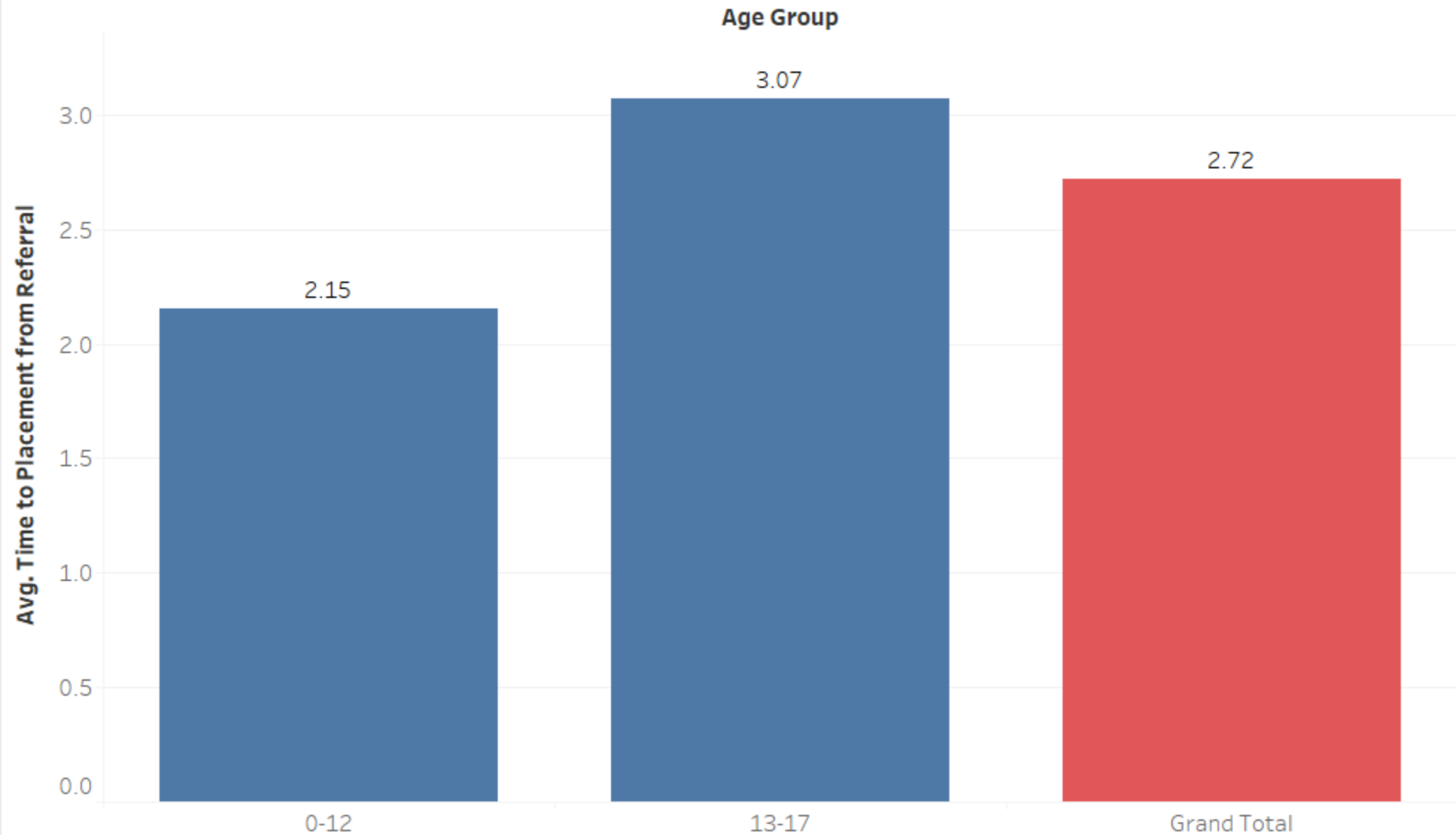
Insurance Plan Type (group)  
 MassHeath ACO/MCO  
 Uninsured  
 Commercial  
 MassHealth Unspec..  
 Medicaid only

## Average Time to Placement from Referral by Age Group

Average Time (Days) to Placement from Referral by Age Group  
June 2020    Ages 0 - 17

Referral Date  
June 2020

Age Range  
Ages 0 - 17



## Average Time to Placement from Referral by Age

Average Time (Days) to Placement from Referral by Age

June 2020 Ages 0 - 17

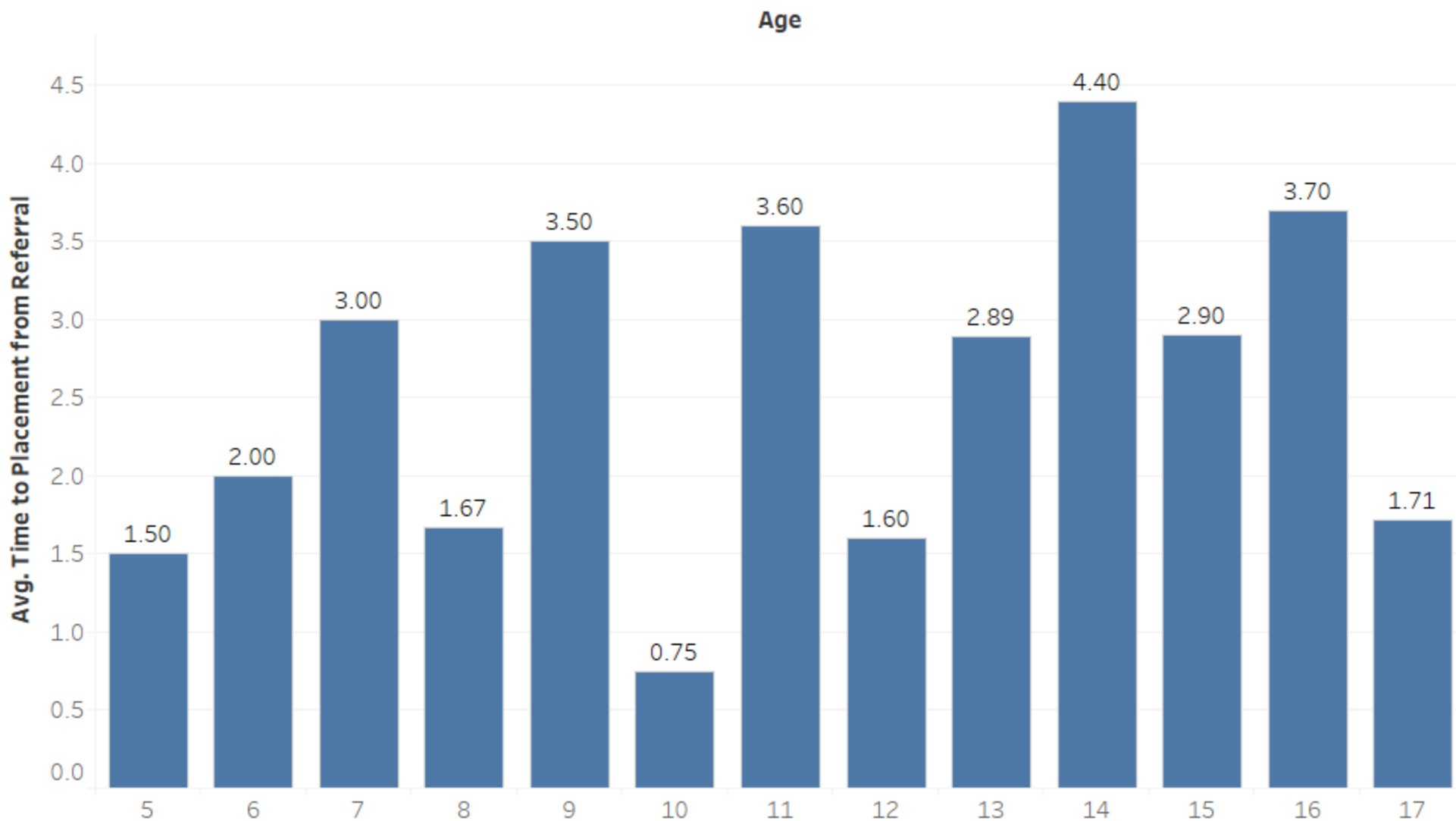
Total Number of Referrals – 67

Referral Date

June 2020

Age Range

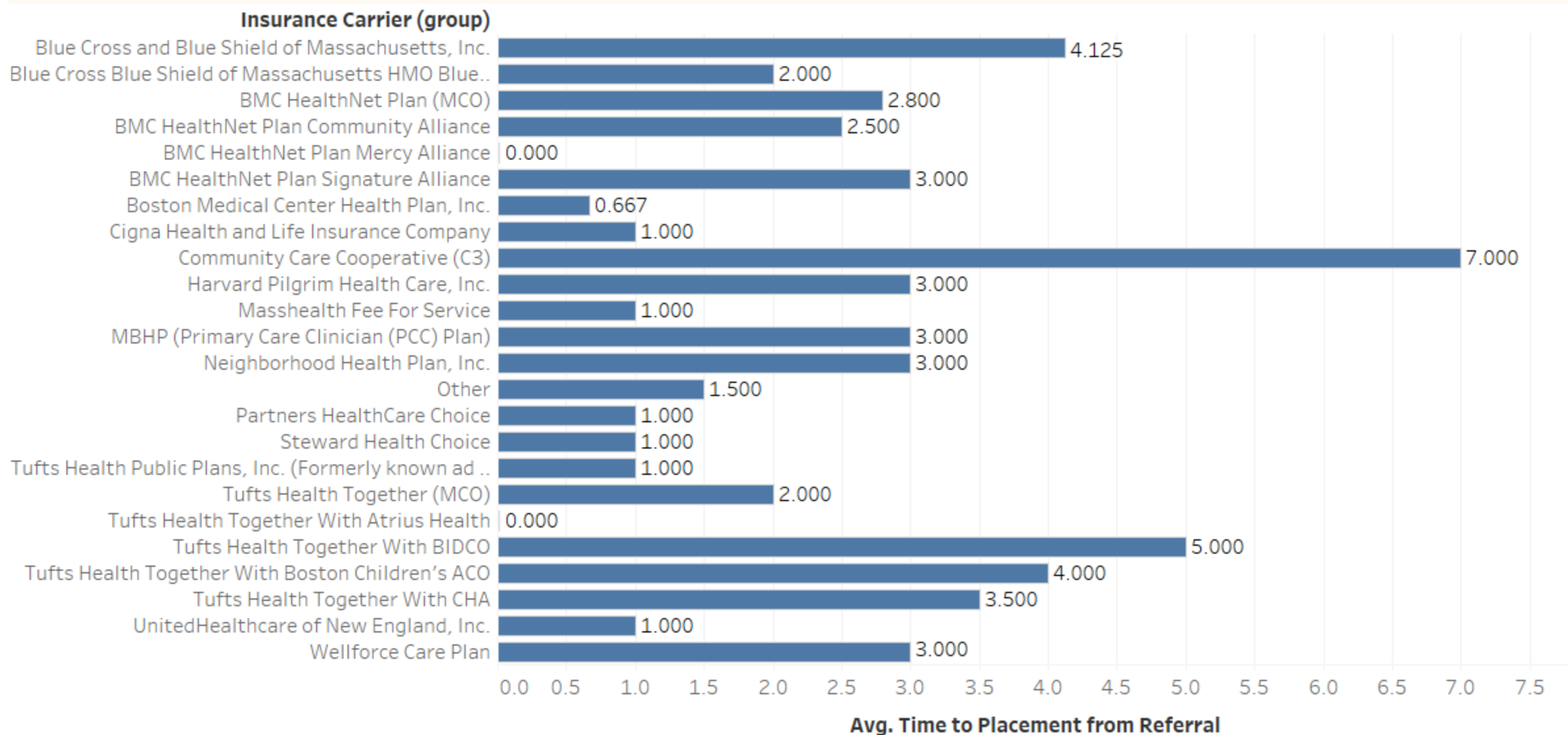
Ages 0 - 17



## Average Time to Placement (Days) from Referral by Insurance Carrier

June 2020 Ages 0 - 17

Total Number of Referrals – 67

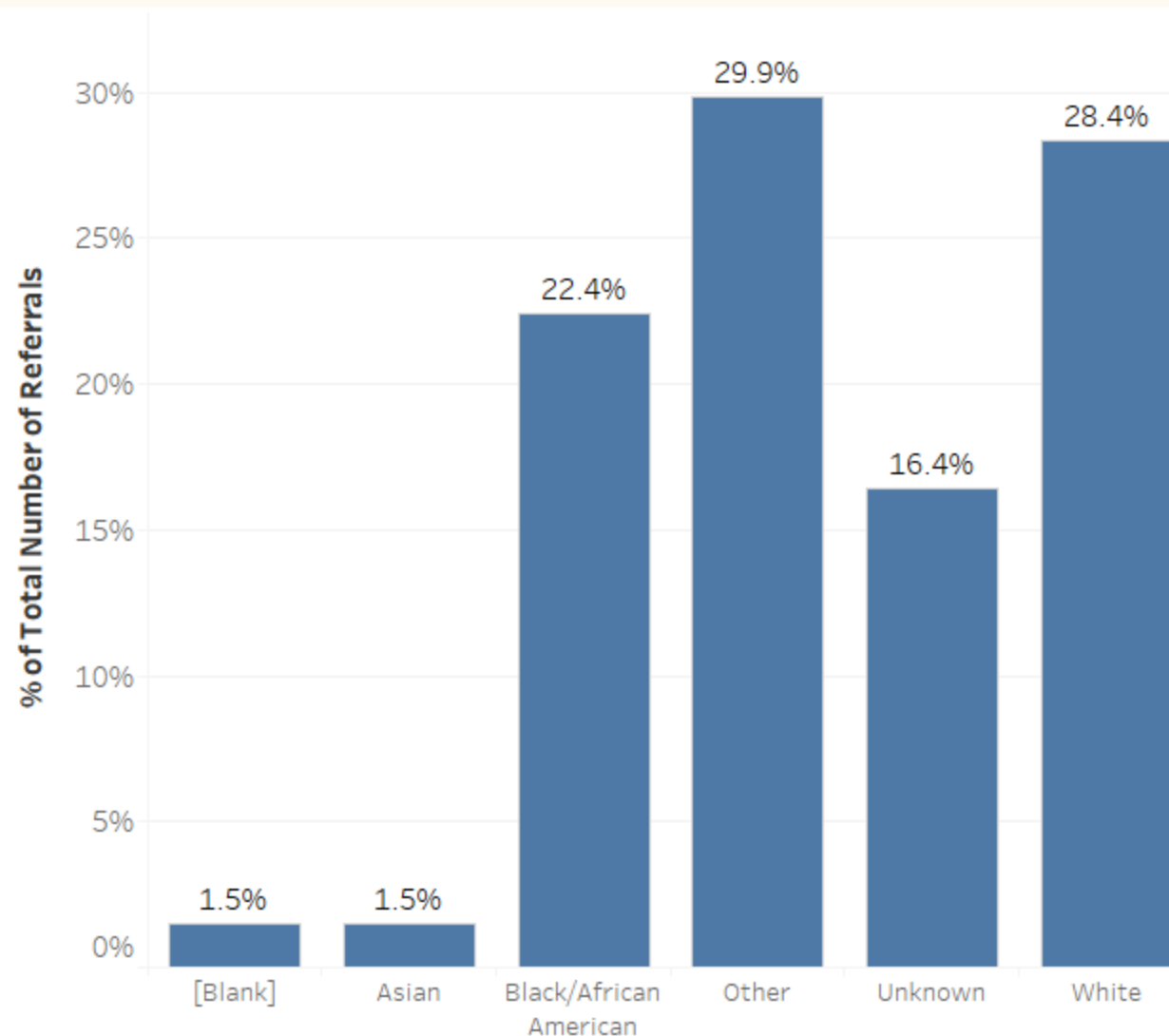


## Referrals by Race

Referral Date  
June 2020

Age Range  
Ages 0 - 17

**Percentage of Referrals by Race**  
June 2020 Ages 0 - 17  
Total Number of Referrals – 67



**Referrals by Race**  
June 2020 Ages 0 - 17  
Total Number of Referrals –

Race (group)	
[Blank]	1
Asian	1
Black/African American	15
Other	20
Unknown	11
White	19
Grand Total	67

## Referrals by Ethnicity

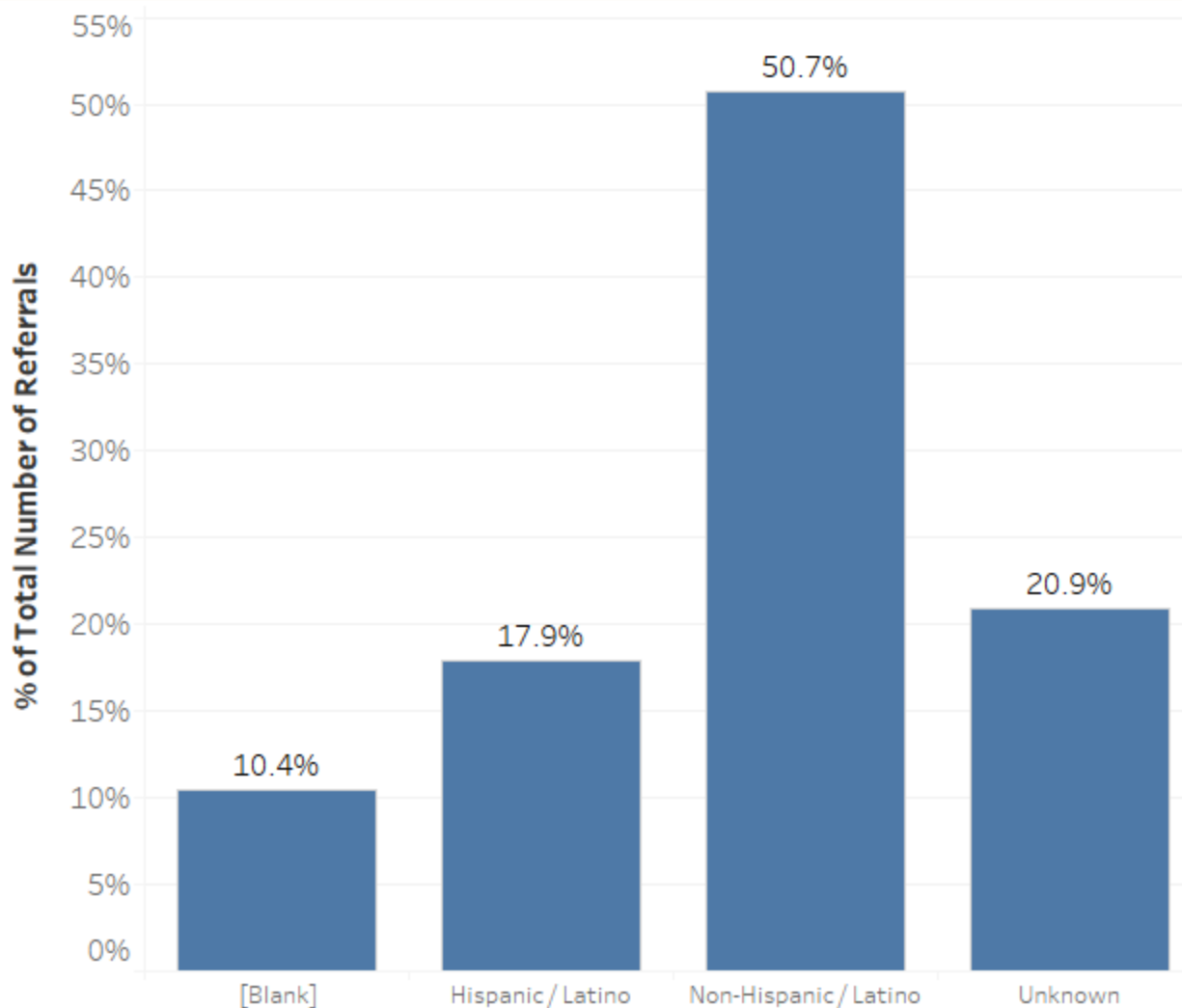
Referral Date  
June 2020

Age Range  
Ages 0 - 17

### Percentage of Referrals by Ethnicity

June 2020 Ages 0 - 17

Total Number of Referrals – 67



### Referrals by Ethnicity

June 2020 Ages 0 - 17

Total Number of Referrals – 67

Is Member Hispanic?

[Blank] 7

Hispanic / Latino 12

Non-Hispanic / Latino 34

Unknown 14

Grand Total 67

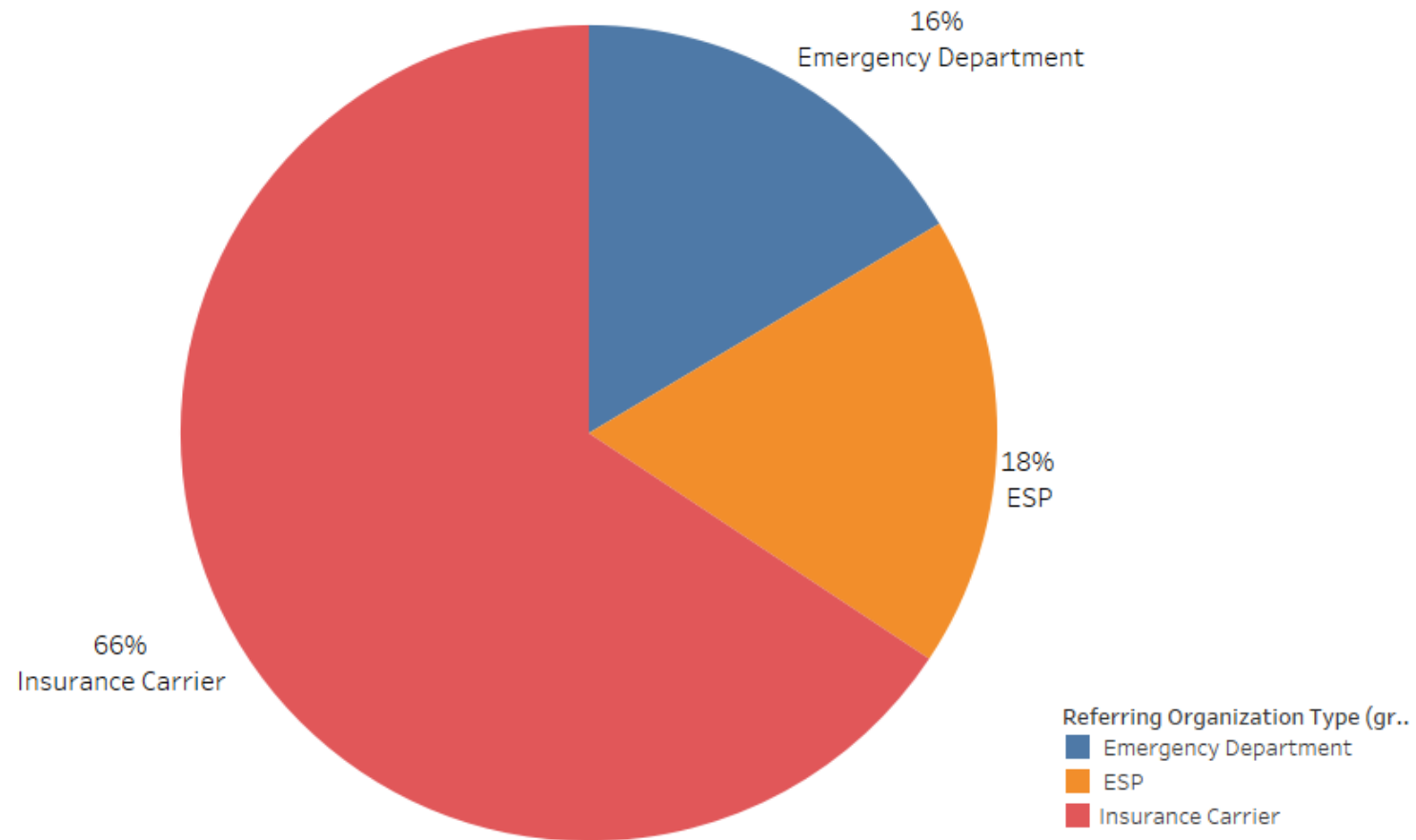


## Type of Referral

Type of Referral  
June 2020 Ages 0 - 17  
Total Number of Referrals – 67

Referral Date  
June 2020

Age Range  
Ages 0 - 17



## Type of Referral by Age Group

Type of Referral by Age Group  
June 2020 Ages 0 - 17

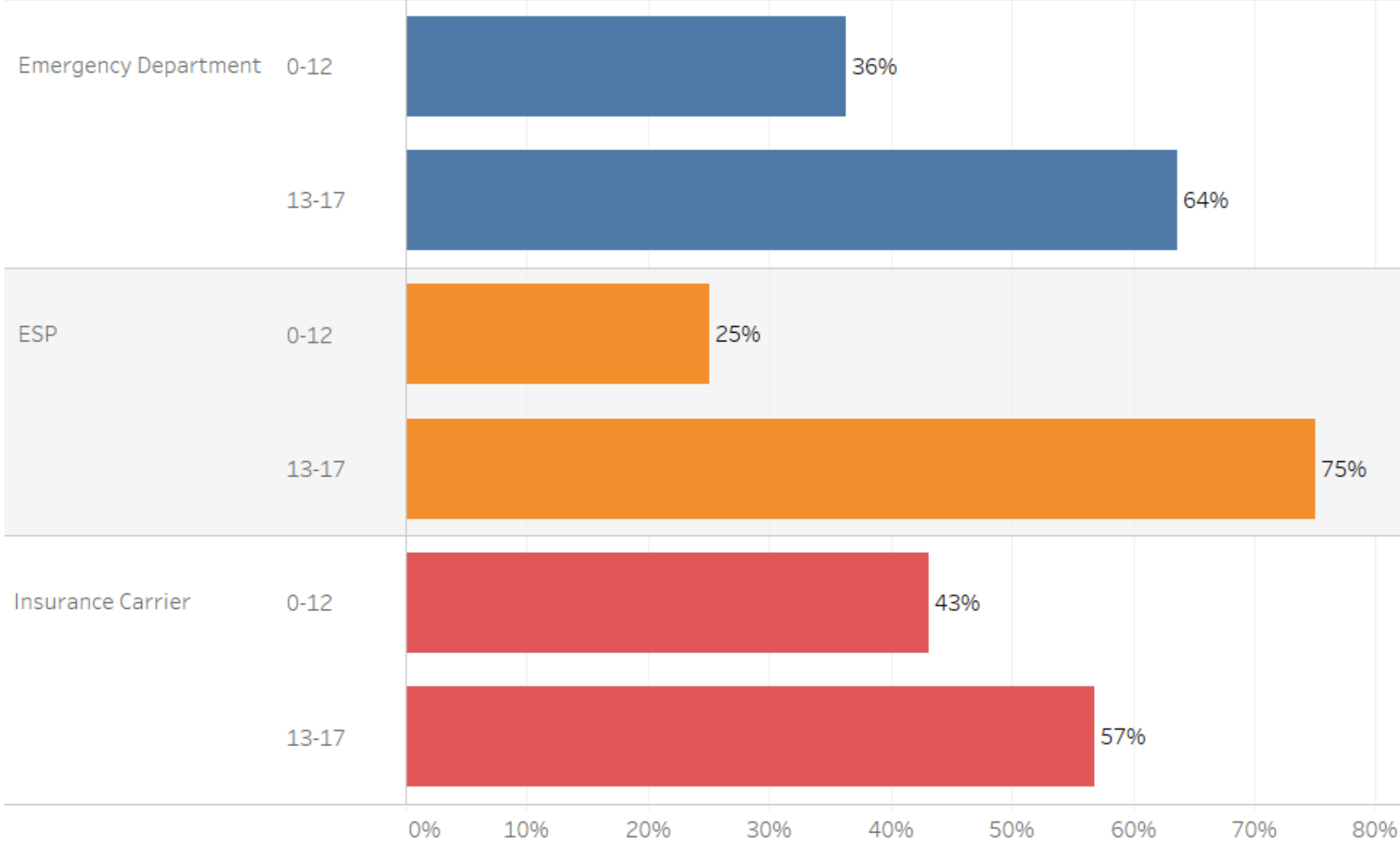
Referral Date  
June 2020

Age Range  
Ages 0 - 17

Referring Organization

Type (group) 1

Age Group

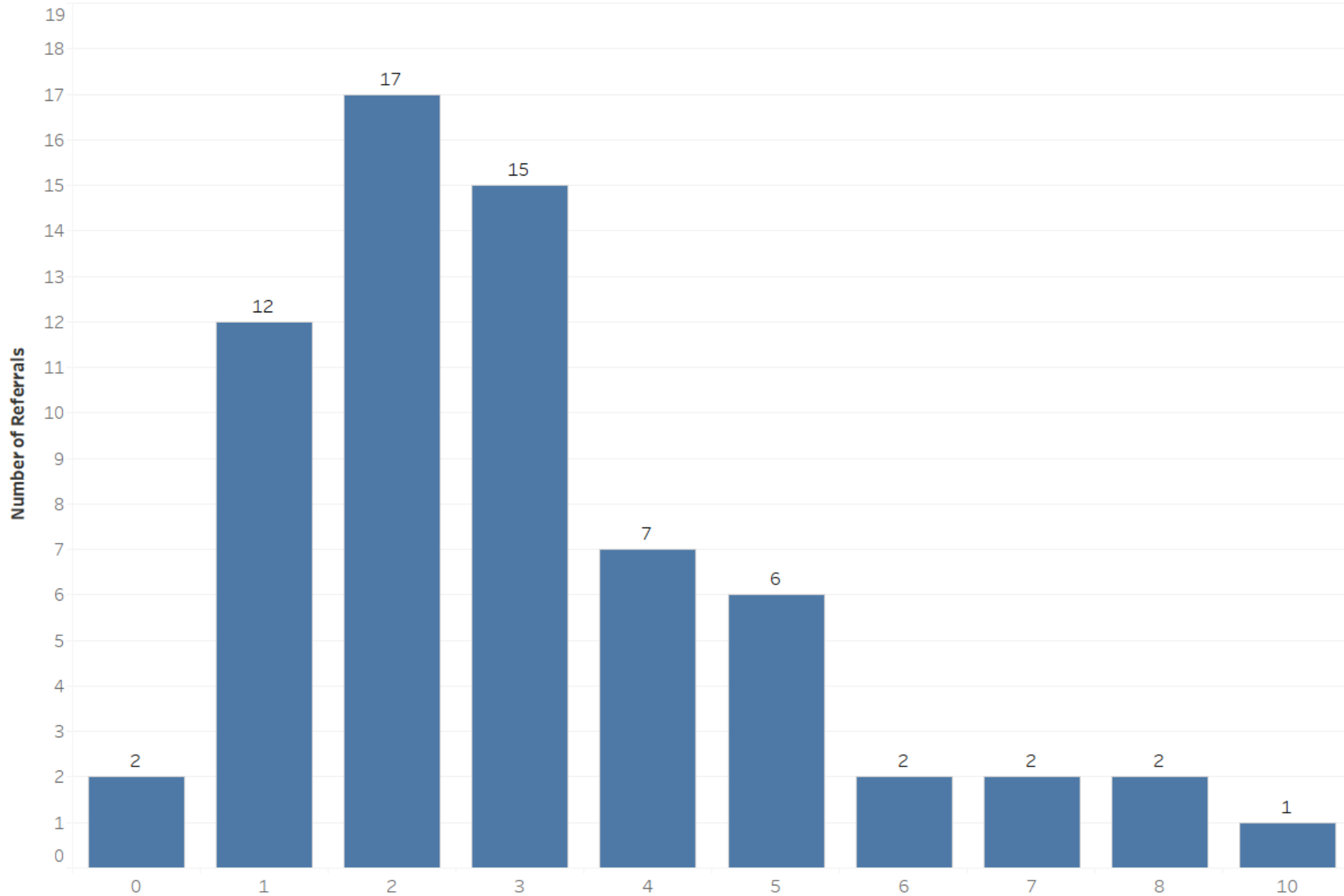


% of Total Number of Referrals

# Time to Referral (Days) from Initial Evaluation

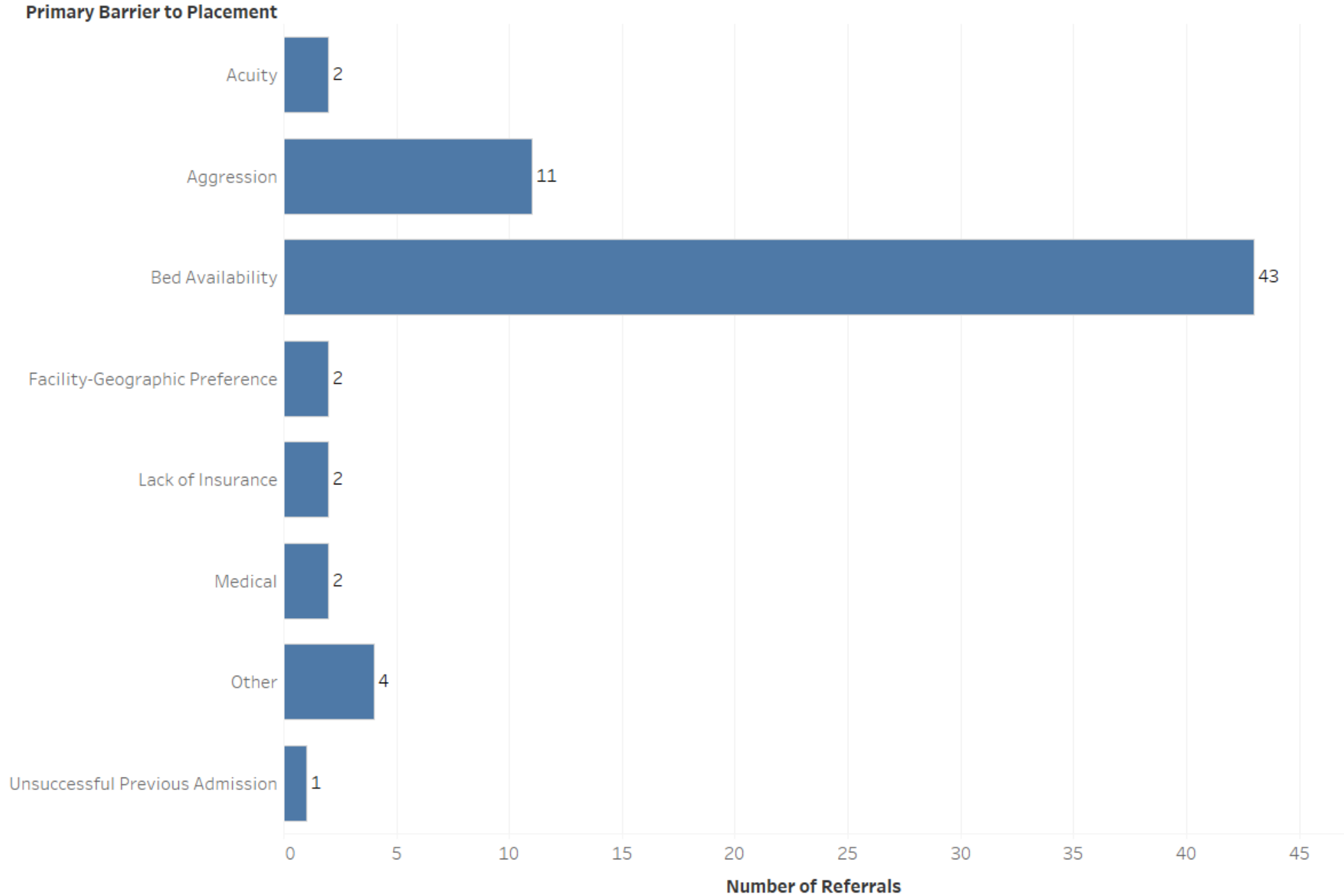
June 2020 Ages 0 - 17

Total Number of Referrals – 66\*

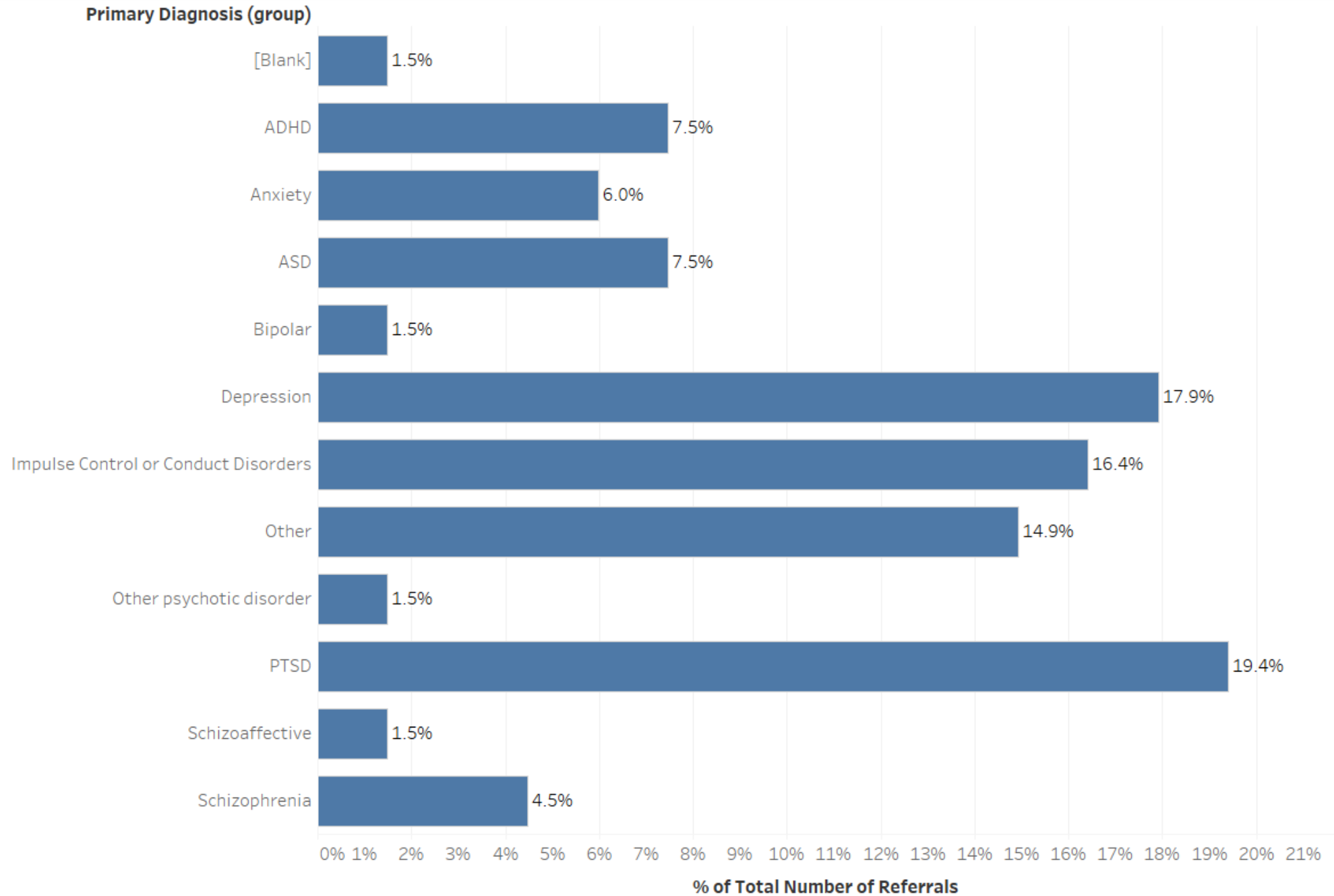


\*Referrals with no evaluation date reported, evaluation date after referral or reported evaluation date more than 30 days before referral removed with expectation these are reporting errors

Primary Barriers to Placement  
June 2020 Ages 0 - 17  
Total Number of Referrals – 67



Primary Diagnosis  
June 2020 Ages 0 - 17



## Top 10 Boarding / Placement Hospitals

### Top 10 Boarding Hospitals June 2020 Ages 0 - 17

Boarding Facility (group)	
Children's Hospital	14
Baystate Medical Springfield	11
Brockton Hosp.	5
Charlton Memorial (Southcoast)	4
Lowell General (Saints Memorial Medical Center)	4
Lowell General Hosp.	2
Norwood Hosp. (Steward)	2
St. Luke's Hosp. (Southcoast)	2
Sturdy Memorial	2
BID Plymouth (Jordan Hosp.)	1

### Top 10 Placement Hospitals June 2020 Ages 0 - 17

Placement Hospital Name w LOCC Boarding Facility..	
Hospital For Behavioral Medicine	11
Cambridge Hospital	10
Westborough Behavioral Health	6
Children's Hospital	6
Fuller Hospital	3
Franciscan Hospital	3
Anna Jacques Hospital	3
Hampstead Hospital	2
Baystate Medical Springfield	2
Arbour Hospital	2

## Boarding Facilities where "Level of Care Changed"

Boarding Facilities where "Level of Care Changed"

June 2020 Ages 0 - 17

Placement Hospital Name (group)	Boarding Facility (group)	
Level of Care Changed	Children's Hospital	3
	Baystate Medical Springfield	2
	Brockton Hosp.	1
	Harrington Webster	1
	Heywood Hosp.	1
	Lahey Burlington	1
	Lawrence General	1
	Lowell General (Saints Memorial Medical Center)	1
	South Shore Hosp.	1
	St. Anne's Hosp. (Steward)	1
	Sturdy Memorial	1
	Tobey Hosp. (Southcoast)	1
Grand Total		15

Referrals for Uninsured by Boarding / Placement Hospital

Referrals for Uninsured by Boarding Hospital June 2020    Ages 0 - 17		Referrals for Uninsured by Placement Hospital June 2020    Ages 0 - 17	
Boarding Facility		Placement Hospital Name w LOCC Boarding F..	
Cha Everett Hosp. (Whidden)	1	Cambridge Hospital	1
Tobey Hosp. (Southcoast)	1	Tobey Hosp. (Southcoast)	1
Grand Total	2	Grand Total	2

Note: "Uninsured" includes both Uninsured and HSN populations



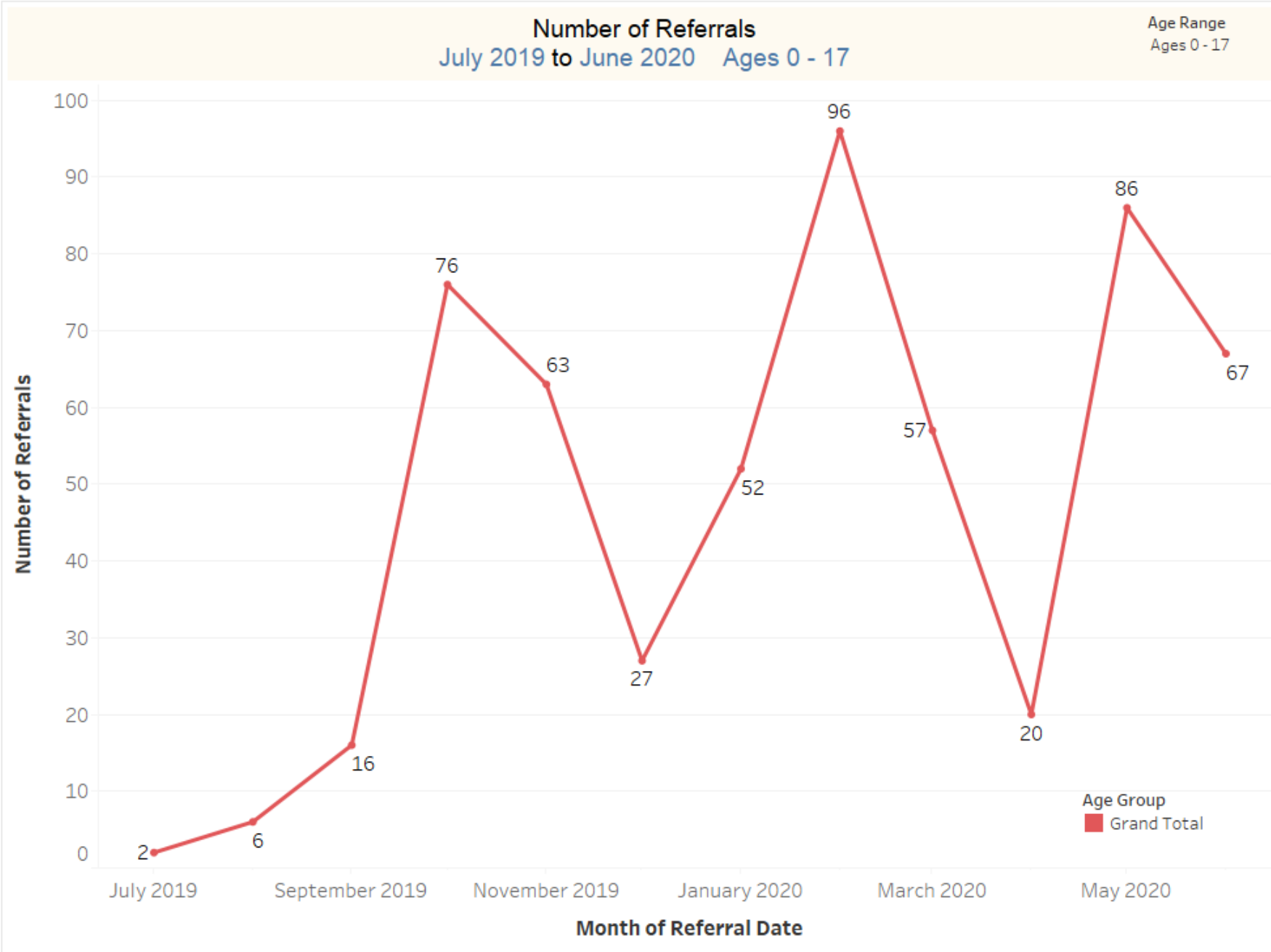
## Last 12 Months Accumulated Data

July 2019 through June 2020

Total Referrals for the Period: 568

## Number of Referrals - 12 months

Override Date Range? Start Date (..  
True 7/1/2019

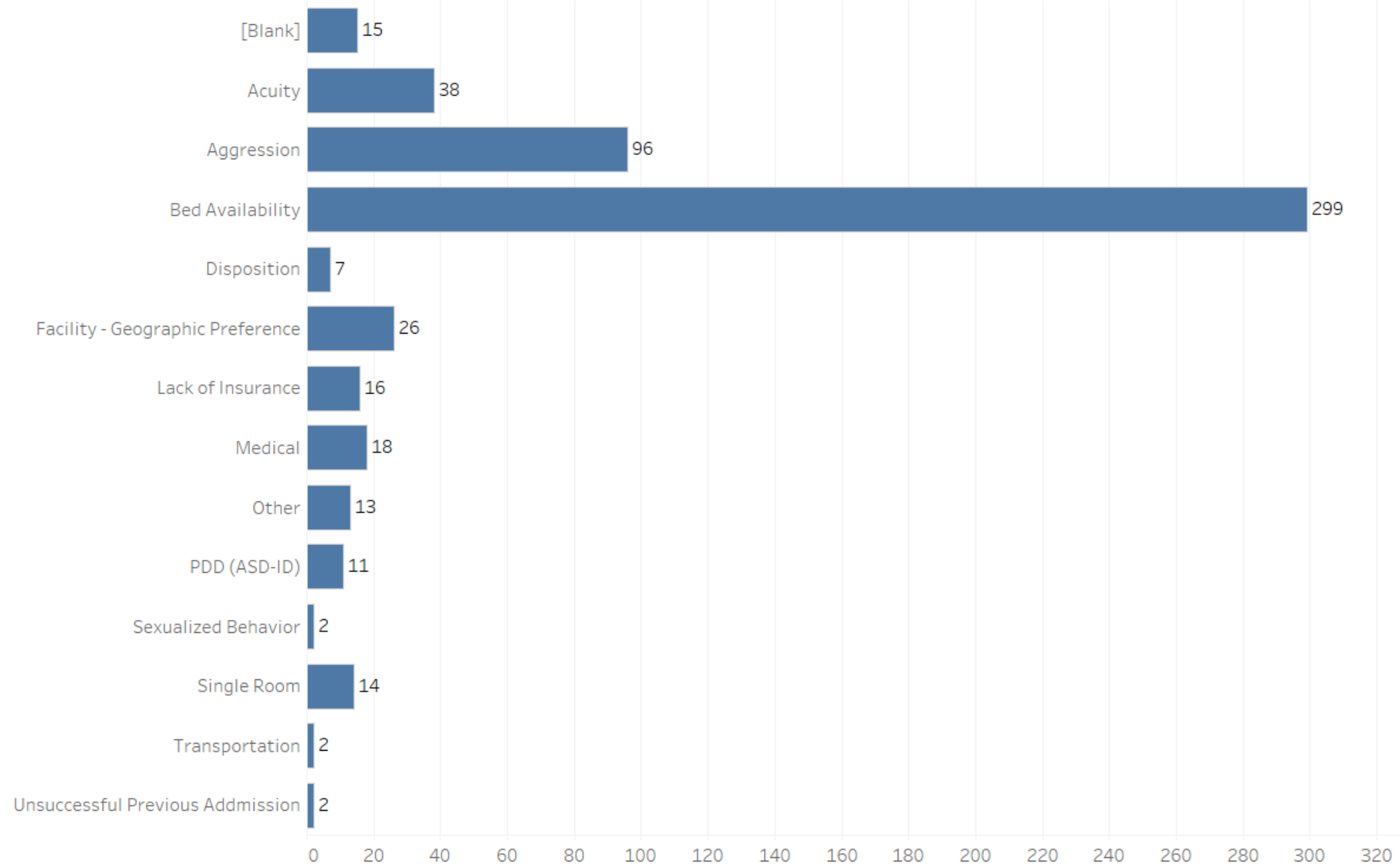


# Top 15 Primary Barriers to Placement - 12 months

July 2019 to June 2020 Ages 0 - 17

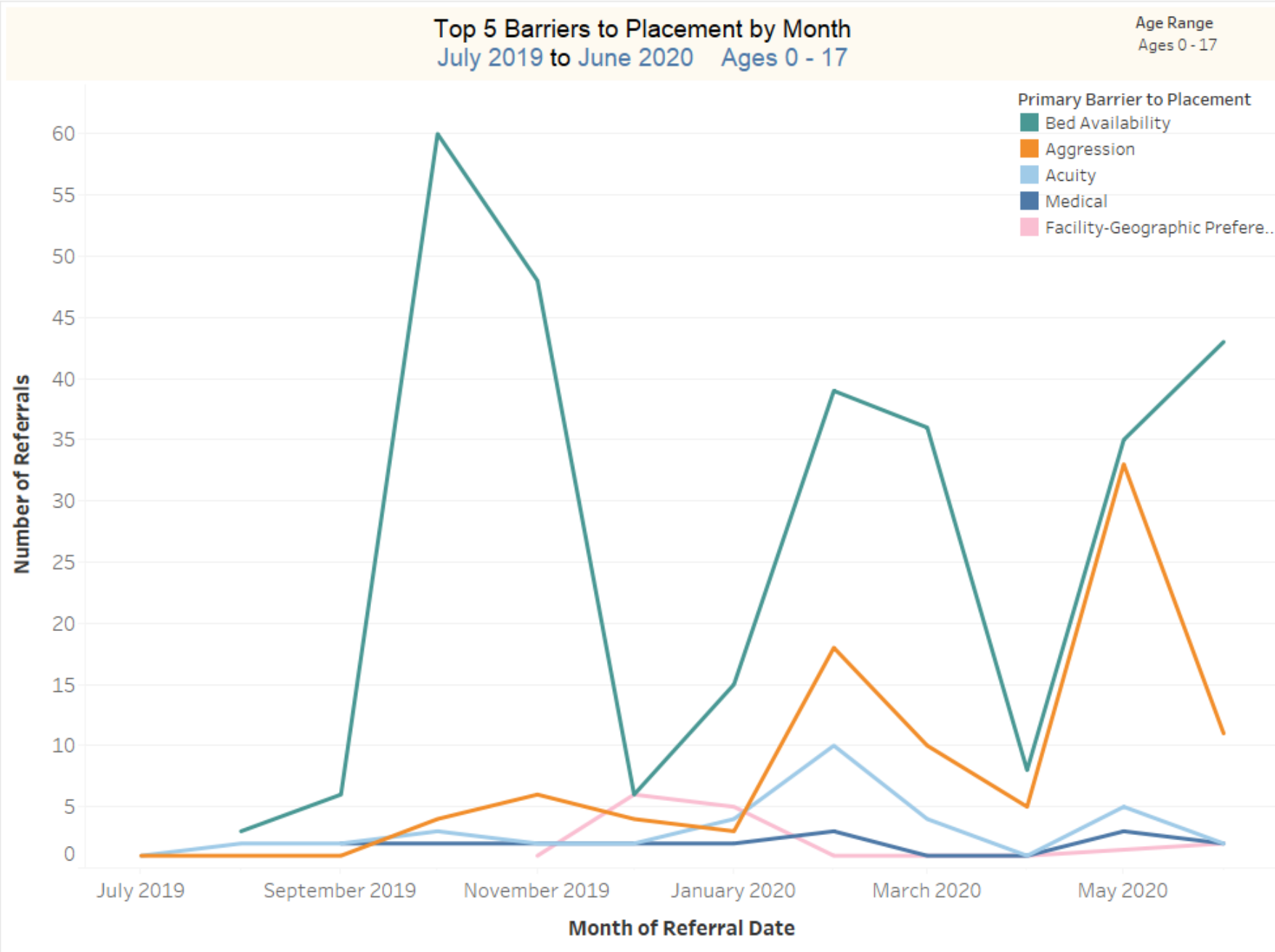
Total Number of Referrals for Top 15 Primary Barriers to Placement – 559

Primary Barrier to Placement (gr..



Number of Referrals

## Top 5 Barriers to Placement by Month - 12 months



## Top 5 Barriers to Placement by Month - 12 months

Top 5 Barriers to Placement by Month  
July 2019 to June 2020 Ages 0 - 17

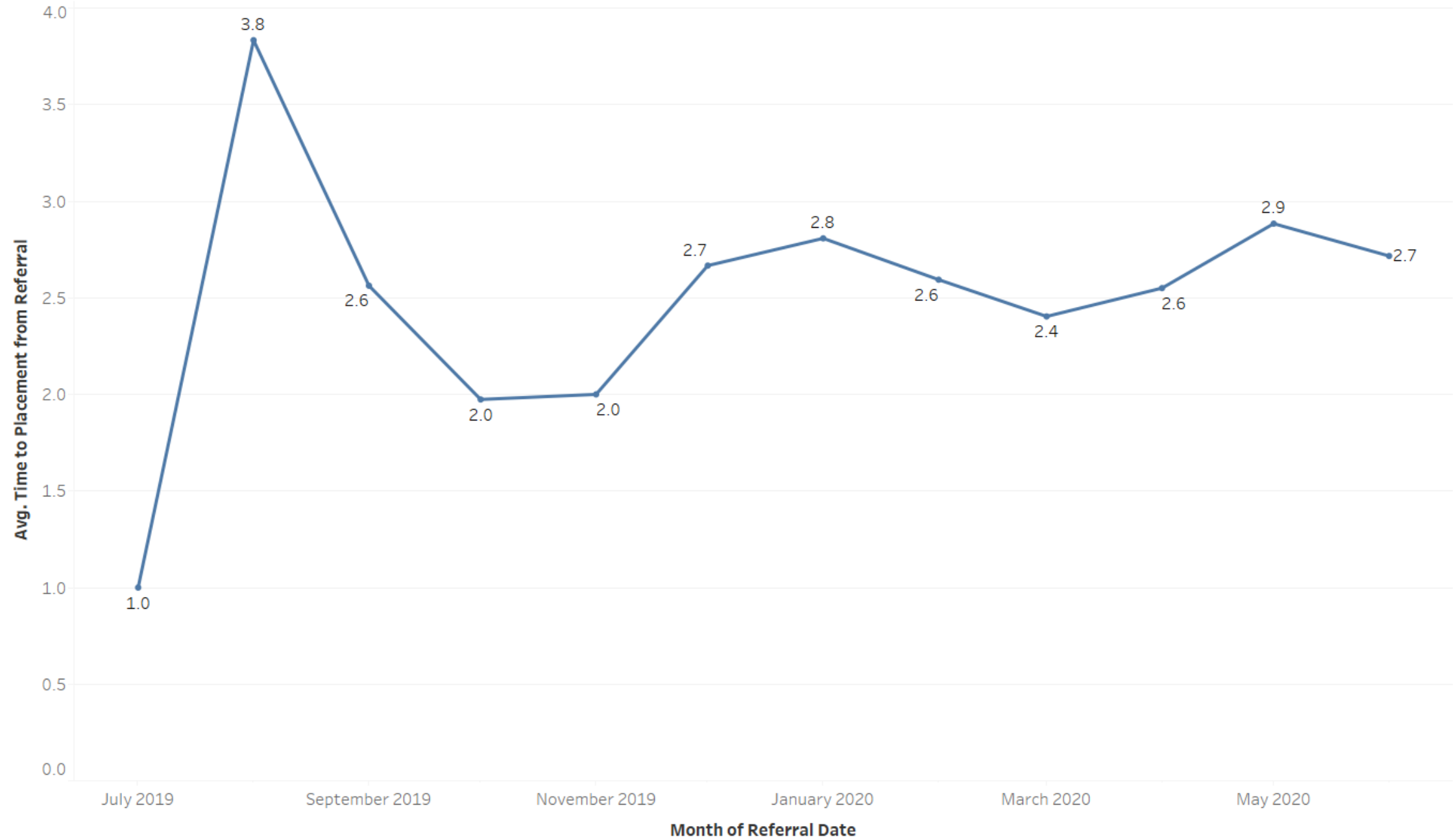
Age Range  
Ages 0 - 17

Primary Barrier to Placement	Month of Referral Date												Grand Total
	July 2019	August 2019	September 2019	October 2019	November 2019	December 2019	January 2020	February 2020	March 2020	April 2020	May 2020	June 2020	
Bed Availability		3	6	60	48	6	15	39	36	8	35	43	<b>299</b>
Aggression	1		1	4	6	4	3	18	10	5	33	11	<b>96</b>
Acuity	1	2	2	3	2	2	4	10	4	1	5	2	<b>38</b>
Medical			2	2		2	2	3	1	1	3	2	<b>18</b>
Facility- Geographic Preference					1	6	5	1	1	1		2	<b>17</b>
<b>Grand Total</b>	<b>2</b>	<b>5</b>	<b>11</b>	<b>69</b>	<b>57</b>	<b>20</b>	<b>29</b>	<b>71</b>	<b>52</b>	<b>16</b>	<b>76</b>	<b>60</b>	<b>468</b>

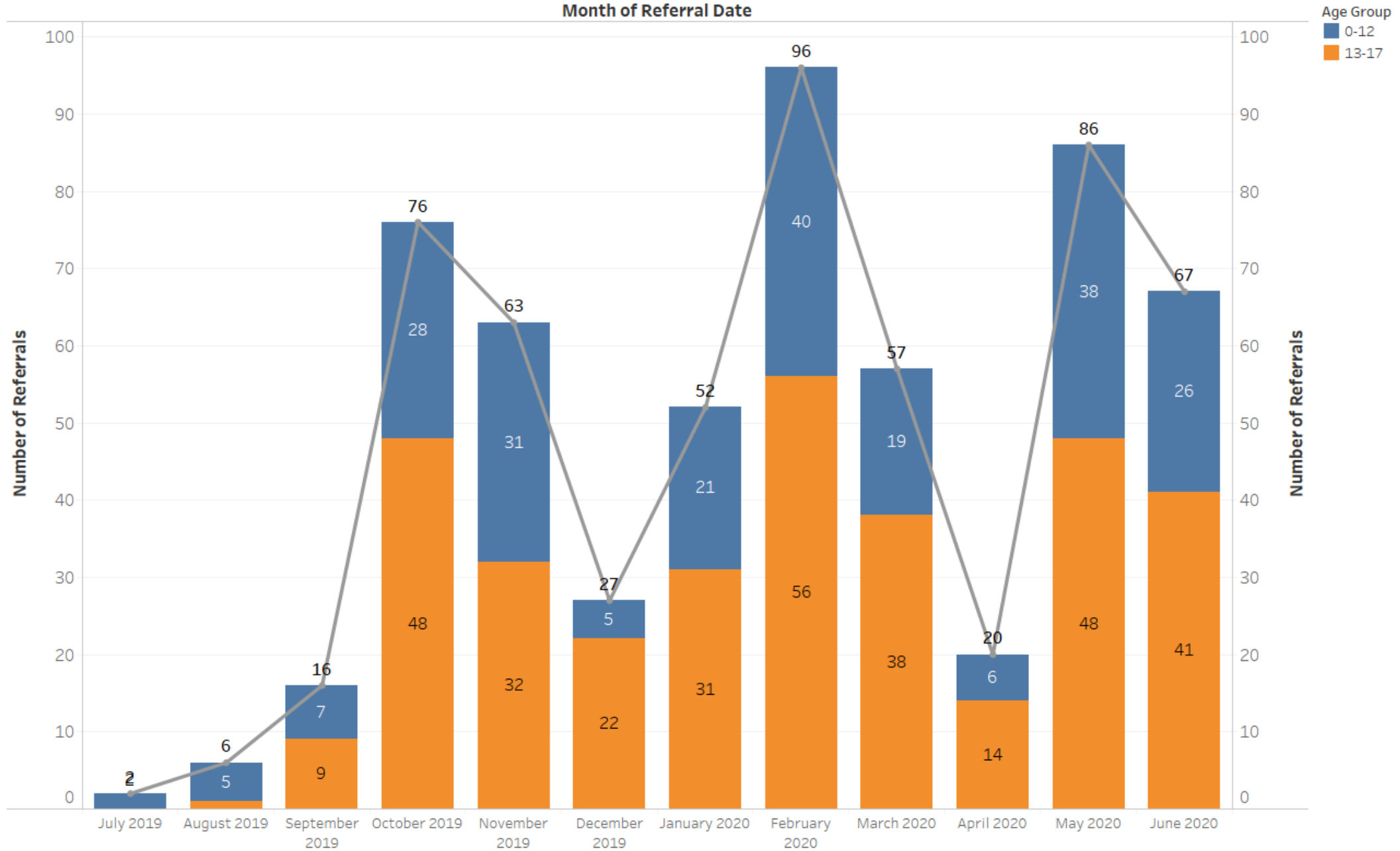
# Average Time (Days) to Placement from Referral by Referral Date

July 2019 to June 2020 Ages 0 - 17

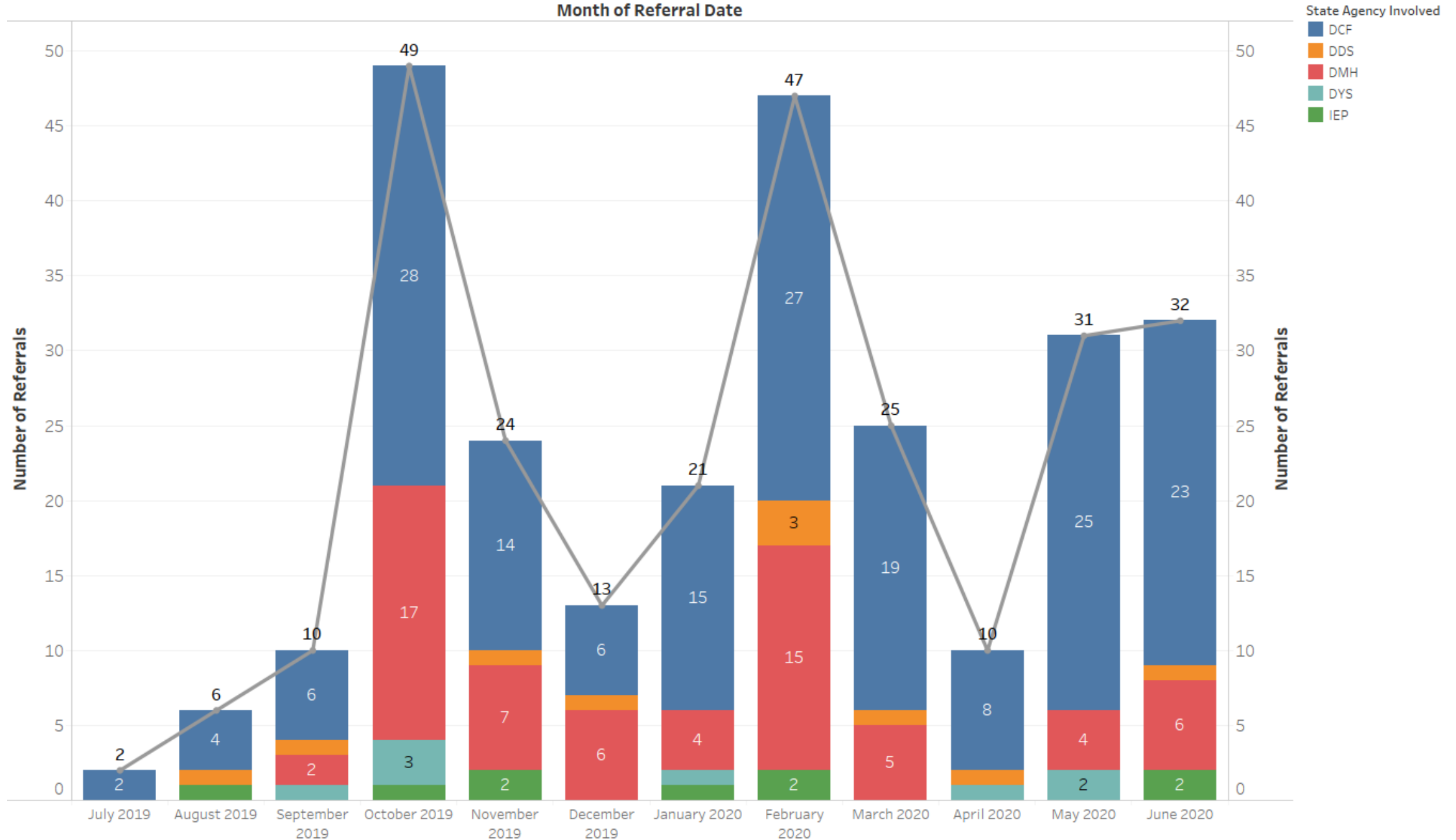
Total Number of Referrals – 568



Number of Referrals by Age Group  
July 2019 to June 2020 Ages 0 - 17  
Total Number of Referrals – 568



Number of Referrals with State Agency Involvement  
July 2019 to June 2020 Ages 0 - 17  
Total Number of Referrals with State Agency Involvement – 270





## Top 10 Boarding / Placement Hospitals - 12 months

### Top 10 Boarding Hospitals July 2019 to June 2020 Ages 0 - 17

Boarding Facility	
Children's Hosp.	121
Baystate Medical Springfield	29
Other	25
St. Luke's Hosp. (Southcoast)	24
Brockton Hosp.	21
Lowell General Hosp.	18
Mass General Hosp.	18
South Shore Hosp.	17
Cape Cod Hosp.	16
Beverly Hosp. (Lahey)	15
<b>Grand Total</b>	<b>304</b>

### Top 10 Placement Hospitals July 2019 to June 2020 Ages 0 - 17

Placement Hospital Name w LOCC Boarding Facility-Grouped-1	
Hospital For Behavioral Medicine	78
Cambridge Hospital	77
Westborough	52
Children's Hospital	49
Anna Jacques Hospital	34
Arbour Hospital	25
TaraVista Behavioral Health	22
Southcoast Beahavioral Health	20
North Shore Medical Center	13
Fuller Hospital	13
<b>Grand Total</b>	<b>383</b>

## Top 10 Boarding / Placement Hospitals - 12 months (0-17 and 18+)

### Top 10 Boarding Hospitals July 2019 to June 2020 Ages 0 - 17 & Ages 18+

Boarding Facility	Age Range	
	Ages 0 - 17	Ages 18+
Children's Hosp.	121	14
St. Luke's Hosp. (Southcoast)	24	67
Sturdy Memorial	15	65
Lowell General (Saints Memorial Medical Center)	11	63
South Shore Hosp.	17	52
BID Plymouth (Jordan Hosp.)	8	59
Baystate Medical Springfield	29	30
Mass General Hosp.	18	40
Lawrence General	7	46
Leominster Hosp. (UMASS)	12	29
<b>Grand Total</b>	<b>262</b>	<b>465</b>

### Top 10 Placement Hospitals July 2019 to June 2020 Ages 0 - 17 & Ages 18+

Placement Hospital Name w LOCC Boarding Facility-Grouped-1	Age Range	
	Ages 0 - 17	Ages 18+
Anna Jacques Hospital	34	18
Arbour Hospital	25	49
Cambridge Hospital	77	17
Children's Hospital	49	4
Fuller Hospital	13	32
Hospital For Behavioral Medicine	78	27
Pembroke Hospital	13	35
Southcoast Beahavioral Health	20	73
TaraVista Behavioral Health	22	23
Westborough	52	14
<b>Grand Total</b>	<b>383</b>	<b>292</b>