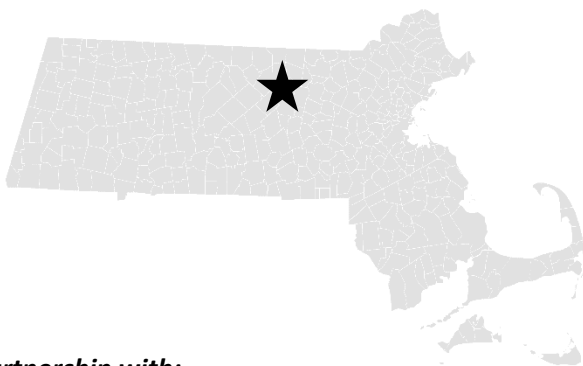




## EXECUTIVE SUMMARY

The City of Leominster, Massachusetts adopted the Transparency best practice as part of a Community Compact agreement signed with the Baker-Polito Administration in October of 2015. Leveraging Community Compact funding, the City retained the services of OpenCheck, LLC to develop an “open checkbook” detailing the City’s financial transactions in a searchable and sortable database. In the fall of 2017, Leominster plans on releasing their checkbook which will give residents the ability to better understand how funds are being spent across City government.



## COMMUNITY PROFILE

The City of Leominster is located in Worcester County and is the County’s second largest city. Leominster’s importance in the plastics industry has earned the City various nicknames over the years, including the “Comb City” and the “Pioneer Plastics City”. Leominster was the original home of Tupperware and the plastic pink lawn flamingo. Modern Leominster still retains its manufacturing heritage but its convenient location has transformed the City into a retail and residential destination in central Massachusetts.

**Population** is 40,759 residents\*  
**Annual Budget** is \$116M (FY 2017)  
**Median Household Income** is \$58,955\*

*\*US Census Bureau*

**In partnership with:**





## THE CHALLENGE

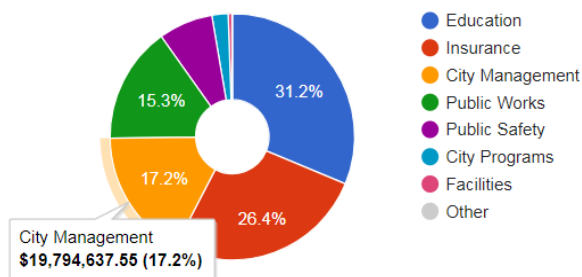
As cities and towns in Massachusetts try to carefully balance their budgets, their residents are increasingly demanding transparency into the process using mediums they're already comfortable with, like internet applications. Making this information available can encourage more participation by residents and a greater understanding of the challenges involved in municipal finance and making sound spending decisions for a City like Leominster.

## THE SOLUTION

Leominster's implementation of the OpenCheck platform will allow users to search and sort through the dollars that leave Leominster. Users can also see how spending compares from department to department and across fiscal years. Users can even drill down to the vendor level to see how much the City is spending with a particular vendor.

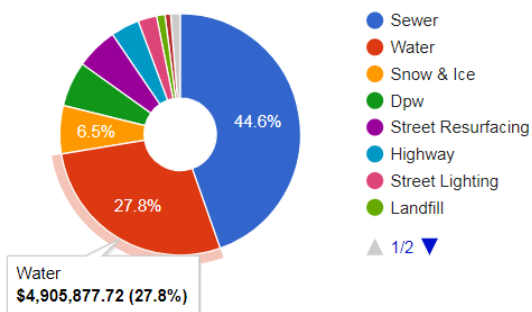
## THE RESULTS

Spending by Category (Total: \$115,385,562.66)



The Leominster checkbook is designed so users don't need a finance degree to understand the data presented. Multiple searches and filters allow users to just see the data they're looking for without having to weed through unrelated transactions. Pie charts help to illustrate the line items being displayed on the screen, allowing for informative comparisons and analysis.

Spending by Department (Total: \$17,665,481.10)



The two charts on the left illustrate spending in the City's FY17 capital budget (top figure) and spending within the FY17 Public Works department budget (bottom figure).

Automated extractions from Leominster's finance system take place on a weekly basis, so manual work by the City is minimized. OpenCheck securely hosts the checkbook in the cloud for Leominster.

All data sent to the checkbook can be exported to a variety of open formats, so spending can be analyzed by users in their tool of choice.