

SPECIAL
POINTS OF
INTEREST:

- **SAFIS Security**
- **Renewal Season Reminders!**
- **Striped Bass Tag Returns**
- **eTRIPS Audit Updates**

INSIDE
THIS ISSUE:

SAFIS is More Secure	1
Fishing Time Audit Update	1
New Staff	1
Common Errors in eTRIPS: Spotlight on Fixed Gear Totals	2
Striped Bass Tag Returns	2
Planned eTRIPS Enhancements	3
Quota Update	3
Renewal Season Reminders!	4

MA E-Reporting Newsletter



VOLUME 1, ISSUE 2

NOVEMBER 25, 2014

Enhanced SAFIS Security



On October 1, 2014, the Atlantic Coastal Cooperative Statistics Program (ACCSP) moved the Standard Atlantic Fisheries Information System (SAFIS) to a new server to improve site security and

reliability. The site now has an "https" web address, which means all data sent to the server from a user is encrypted to the same standard required for online banking.

If you had the previous web address bookmarked, you will automatically be redirected to the new site and reminded to update your bookmarks. This redirect will not be permanent, so please update your bookmarks accordingly. All links on the [ACCSP](#) and [MarineFishes](#) websites have been updated.

This security update is in addition

to the already improved password security. Passwords are encrypted upon creation and cannot be retrieved by users, ACCSP staff, or partner staff. Also, new users or users who request a password change through our staff are asked to change the password upon logging in to the program.


Further changes may occur over the next year or two. This may involve expiring passwords after a set amount of time, adding security questions for verification, and/or creating password rules to further increase password security.

Fishing Time Audit Update

Many harvesters have received an email (or several!) from Anna about an audit of the fishing time field. We have contacted everyone who made an error and have had about a 53% response rate. We are asking that anyone who has received an email to please respond by December 15, 2014. We want to start 2015 with a clean dataset!

During this process, we have come across several other issues in other fields. Please watch out for any emails asking for responses to an audit.

In 2015, we plan to implement checks on harvester-entered data that will be emailed to you monthly, if any questions arise. While fishing time should not be a problem moving forward, we may find other problems or issues. If you get an email from dmf.stats@state.ma.us, please read it carefully!



New Staff

Erich Druskat joined the Statistics team in October, 2014 coming from the NMFS Observer Program. He will focus on data requests from in-house and external fishery managers and collaborators, as well as develop data quality control measures. He will also be available to help you with day to day SAFIS tasks. If you catch him on the phone, please say hi!



The Striped Bass
tagging program,

initiated in
Massachusetts for
2014, satisfied the
Atlantic States Marine

Fisheries
Commission
(ASMFC)
mandated
measure.



Common Errors in eTRIPS: Spotlight on Fixed Gear Totals

Another common error found in eTRIPS involves the **Total Gear in Water** field. The total gear should be specific to a given row on the trip report (e.g., specific to the statistical area fished).

For harvesters who only fish in one area, this field is straightforward. For example, John Doe fishes 400 pots in area 4. His total gear is always 400.

For many others, this field is more complicated. Here are two examples:

- 1) Jane Doe has a 400 pot allocation, and she splits that evenly over two

statistical areas. See the table for example 1: her gear total is specific to the area fished, and added together is the overall total in the water, which matches her allocation.

- 2) Jimmy has an 800 pot allocation that he fishes over 3 statistical areas. See the table for example 2: during this trip, Jimmy hauled 300 pots set over 3 areas. His total pots in each line are specific to the area, but the total in the water add up to 800 and match his allocation.



This is not a new requirement and was the intention for that field since the beginning. If 800 is put for every gear total, it appears that double or triple that number are fished when in multiple areas (e.g., 800 in each area).

Please let us know if you have any questions regarding how to report your total gear. We are contacting individuals who are fishing in multiple areas as we go through the data to discuss each unique situation. Also, stay tuned for a SAFIS help video and other help documents to be released on this subject.

Example 1 (Jane Doe- 400 pot allocation):				
Trip Date	Area	Gear Hauled	Fishing Time	Total Gear in Water
11/15	3	200	7 days	200
11/18	4	200	7 days	200
11/21	3	200	7 days	200

Example 2 (Jimmy- 800 pot allocation):				
Trip Date	Area	Gear Hauled	Fishing Time	Total Gear in Water
11/21	2	150	7 days	300
11/21	3	75	7 days	350
11/21	4	75	7 days	150

Striped Bass Tag Returns


Striped bass primary buyers were required to return all unused striped bass tags to MarineFisheries along with a tag accounting form after the close of the season on 9/1/2014. As of 11/7/2014, 84% of the dealers have returned their remaining tags.

MarineFisheries issued 92,460 striped bass tags to 125 deal-

ers at the beginning of the season, and 33,307 were returned to date. Based on the reported landings and the average size of a fish, 33,882 tags were expected to be returned. Thus, the remaining 16% of striped bass dealers who have not submitted returns should make up approximately 2% of the total expected tag returns.

In general, striped bass tagging requirements were not considered burdensome by the deal-

ers especially considering the decreased daily catch rates that resulted from the decrease in possession limit for 2014. The number of tags issued to dealers in 2015 will be dictated by the size of the quota, and the initial quantity of tags will reflect the 2014





Planned eTRIPS Enhancements

We are always working to resolve issues and provide the best possible and most user-friendly SAFIS product for electronic trip reporting. These are a few of the enhancements in the queue:

- 1) Add **Catch Source** to the favorites screen so users may default the Catch Source value

for "Aquaculture", "RSA", and striped bass sales from "For Hire" trips.

- 2) Allow a value of "0" to be entered in the **Reported Quantity** field when choosing the "No catch" disposition. This will allow a fisherman to more accurately record his or

her target species on commercial trips that yielded no catch.


- 3) User interface upgrade. While this is a more long-term project, anyone who would be interested in testing the upgraded interface should contact Anna at the [stats_email](#) address for more information.

Quota Update

The Statistics Project tracks and reports landings of quota-monitored species through weekly dealer reports. This information is used by managers to make projections about fishery closings. The projections are based on the trends in the landings and account for any

incomplete weeks of data. Total landings of regulated species up to the current week can be found on the [quotas and landings](#) section of our website or by calling the quota information phone system, also supported by the MIS & Fisheries Statistics Program, at 978-282-

0308. Follow the prompts to find out landings as well as commercial and recreational fishery regulations and reporting requirements. If you have any questions about the landings or data collection involved in producing the quota reports, please contact us.



Closed Fishery Summaries: Final % of quota landed for 2014

Black Sea Bass	98.9%
Fluke	100.8%
Summer Scup	51.6%
Striped Bass	97.9%
Tautog	118.9%

Open fisheries & percent of quota landed & reported as of 11/24/14

Bluefish	86.3%
Dogfish	26.0%
Horseshoe Crab	71.1%
Menhaden	71.0%
Winter Scup	12.0%



Fisheries Statistics Program
Division of Marine Fisheries
30 Emerson Ave
Gloucester, MA 01930

Phone: 978-282-0308 x101

Fax: 800-532-FISH or 617-727-3337

E-mail: DMF.STATS@STATE.MA.US

The Massachusetts Division of Marine Fisheries is responsible for the development and promulgation of the Commonwealth's regulations governing commercial and recreational fishing activity conducted in the marine environment. Central to our vision is a commitment to balance our living marine resources with our coastal culture through innovation, collaboration, and leadership.

The Management Information Systems (MIS) and Fisheries Statistics Project collects, analyzes, and distributes catch/effort and economic data from lobster, shellfish and "regulated" fisheries through landings and catch reports from licensed fishermen and seafood dealers. These data are used to assist managers in the development of fisheries management plans.

See our website for more info!
www.mass.gov/marinefisheries

Renewal Season Reminders!

Seafood Dealers:

- 1) Check your compliance by phone, email, or by visiting our compliance webpage found [here](#).
- 2) Striped Bass dealers— Make sure your tag returns are submitted to *MarineFisheries*.
- 3) If out of compliance, please update your reports accordingly.
- 4) Look out for Non-compliance letters and Renewals in the mail.

Harvesters:

- 1) Check your compliance by phone, email, or by visiting our compliance webpage found [here](#).
- 2) If out of compliance, please update your reports accordingly.
- 3) Look out for Non-compliance letters and Renewals in the mail.
- 4) Limited entry permits and endorsements must be renewed by February 28th.

New for 2015:

- 1) Striped Bass endorsements must be renewed by the **February 28th**!
- 2) Lobster permit prices may be increasing. See this [link](#) for more info.

